



Genuine Options ATV & Side by Side 2024





Table of contents

Leisure

Wolverine® RMAX™4 1000 LE	5
Wolverine® RMAX™2 1000 LE	24
Wolverine® RMAX™2 1000	43
Wolverine® X4 850 SE	62
Wolverine® X2 850 SE	82
Grizzly 700 EPS XT-R	104
Grizzly 700 EPS SE	121
Grizzly 700 EPS	139
Grizzly 700 25th Anniversary	156

Utility

Viking EPS	172
Kodiak 700 EPS SE	185
Kodiak 700 EPS	203
Kodiak 450 EPS SE	221
Kodiak 450 EPS	239
Kodiak 450	257
UMX AC	272

Sport

YXZ1000R SS	279
YXZ1000R	301
YFM700R SE	324
YFZ450R SE	333
YFZ450R	348
YFM110R	363
YFM90R	368
YFZ50	374



Wolverine® RMAX™4 1000 LE



Wolverine® RMAX™4 1000 - Soft Cabin Pack

Upgrade your Side-by-Side with the Soft Cabin Pack for the Wolverine® RMAX™4 1000. Pack includes: Fixed Poly Windshield, Soft Cover Rear Window and Soft Side Covers.

- Durable construction

Part numbers

VPR-VRX40-23-00

Conflicting parts

B4J-F17B0-V0-00	Soft Side Covers
B4J-F83J0-V0-00	Full Polycarbonate Windshield
B4J-K750A-V0-00	Soft Rear Window

Wolverine® RMAX™4 1000 - Hard Cabin Pack

Upgrade your Side-by-Side with the Hard Cabin Pack for the Wolverine® RMAX™4 1000. Pack includes: Front Glass Windshield with Wiper, Flip up Glass Rear Window, Hard Cabin Front and rear Doors and Cabin Heating Kit.

- Durable construction.

Part numbers

VPR-VRX41-23-00

Conflicting parts

B4J-K85A0-V0-00	Hard Cab Rear Door Kit
B4J-K750A-T0-00	Flip up Glass Rear Window
B4J-K75L0-V0-00	Wolverine Cab Heater Kit
B4M-K85A0-V1-00	Hard Cab Front Door Kit
B4J-F83J0-T0-00	Glass Windshield with Wiper and Washer System

Adventure Pack

Enhance the protection and usability of your Side-by-Side with the Adventure Pack for the Wolverine® RMAX™4 1000. Pack includes: Front and Rear Brush Guard, Centre Frame Skid Plate and Rock Sliders.

- Durable construction.

Part numbers

VPR-VRX40-12-30

Conflicting parts

B4J-F85E0-V0-00	Rear Brush Guard
B4J-F11D0-V0-00	Rock Sliders
B4J-F84L0-V0-00	Front Brush Guard



ATV TEK FlexGrip™ Pro Single

Despite the bumpiest terrain your gun, bow, ice auger, etc. will be in the exact place you originally put it in by the end of your journey.

- Fits all Utility ATV Racks
- Fits any FlexGrip™ product
- Provides an additional 16" of horizontal adjustability once

Part numbers

ABA-FFG10-00-00 Black

Optional parts

ABA-FFG20-00-00 ATV TEK FlexGrip™ Pro Double

ABA-VFG20-00-00 ATV TEK V-Grip™ Double



ATV TEK FlexGrip™ Pro Double

The same benefits of the Pro Single but multiplied by two. Despite the bumpiest terrain your gun, bow, ice auger, etc. will be in the exact place you originally put it in by the end of your journey

- Fits any FlexGrip™ product
- Provides an additional 16" of horizontal adjustability once
- Fits all Utility ATV Racks

Part numbers

ABA-FFG20-00-00 Black

Optional parts

ABA-VFG20-00-00 ATV TEK V-Grip™ Double

ABA-FFG10-00-00 ATV TEK FlexGrip™ Pro Single

Conflicting parts

ABA-VFG20-00-00 ATV TEK V-Grip™ Double



ATV TEK V-Grip™ Double

A true custom fit for your tools that attaches to the FusionFit™ Bed Rail Attachment Kit. Experience effortless installation, solid mounting, and easily adjustable knobs for quick, tool-free alterations while on the move. Includes folding forks (2), mounting blocks (2), rubber snubbers (2), and all necessary mounting hardware for easy installation.

- Improved tubular and composite rack mounting system

Part numbers

ABA-VFG20-00-00 Black

Optional parts

ABA-FFG20-00-00 ATV TEK FlexGrip™ Pro Double

ABA-FFG10-00-00 ATV TEK FlexGrip™ Pro Single

Conflicting parts

ABA-FFG20-00-00 ATV TEK FlexGrip™ Pro Double



Rear Cargo Box

Provide maximum storage space without sacrificing the versatility of your Wolverine X4 as it fits perfectly in the rear cargo area. This lockable box works great with or without Yamaha's cab systems.

- Lockable and water-resistant
- Replaces tailgate for maximum storage
- 105 liter space
- Works great with or without Yamaha's cab systems.

Part numbers

BG4-F83P0-V0-00 Black

Wolverine Bed Extender

The Wolverine Bed Extender fits all 2018 and older models. Solid steel construction provides 8 additional tie-down points as well as additional storage area.

- 117% increase in storage area behind the rear seats of Wolverine X4 and RMAX4 models when carrying passengers in the rear seats
- 33% increase in storage area on Wolverine X2 and RMAX2 models
- Tool less removal and install with provided thumbscrews (after initial install is complete)

Part numbers

B4J-F84CA-V0-00	Black
-----------------	-------



Wire Rope by WARN® - 2500 lb

Direct replacement for the wire rope of the WARN® 2500 lb. winch.

- Durable construction

Part numbers

DBY-60076-00-00	Silver
-----------------	--------



Yamaha Center Mirror

Provide superior optical clarity and exceptional scratch resistance.

- Requires mounting bracket for installation
- Tool-less angle adjustment
- 38mm clamps
- Glass construction provide excellent optical clarity
- Scratch resistance and no disortion
- Composite polymer Injection molded body construction

Part numbers


BAS-F6206-V0-00	Black
-----------------	-------

Required parts

BAS-F621H-V0-00	Yamaha center mirror bracket
BAS-K7135-V0-00	Yamaha Universal Mirror Clamp 38mm

Optional parts

BAS-F621H-V0-00	Yamaha center mirror bracket
-----------------	------------------------------



Yamaha center mirror bracket

Provide superior optical clarity and exceptional scratch resistance.

- All steel construction for durability and minimal vibration
- Exceptional rust and weather durability by being both e-coated and powder coated
- No drilling required
- All hardware included

Part numbers

BAS-F621H-V0-00	Black
-----------------	-------



Light Duty Winch Accessory Kit by WARN®

The Warn® Light-Duty Winch Accessory Kit includes all of the essential tools needed to properly operate the WARN® winch.

The kit includes:

- Two (2) 1/2 inch (12.7 mm) shackles - 4,500 lb. (2,041 kg) weight rating.
- Two (2) 1 inch x 8' (25.4mm x 2.4m) tree trunk protectors.
- One (1) tool roll constructed of durable ballistic nylon with secure hook-end-loop enclosures to strongly attach either ATV rack or SxS roll bar.
- Line damper for increased safety.
- Additional storage.



Part numbers

DBY-99901-00-00 Black

Yamaha Universal Mirror Clamp 38mm

Steel clamp will allow you to mount the Yamaha Center Mirror (sold separately) to any 38mm Bar

- Powder coated steel construction
- Simple 1 bolt installation
- Stainless Steel hardware
- Universal adjustment



Part numbers

BAS-K7135-V0-00 Black

Required parts

BAS-F6206-V0-00 Yamaha Center Mirror

Wolverine Side View Mirror Mounts

The all-new Yamaha Mirror Mount lineup features durable die-cast aluminum construction and seamless integration for Wolverine models.

- Durable construction



Part numbers

B4M-F6206-V0-00 Black

Side View Mirrors

The Yamaha-designed, developed, and tested Side View Mirrors provide an excellent view and unmatched durability. The wide-angle, distortion-free glass viewing area provides great clarity and rearward visibility. Automotive-style fold-away action provides added convenience when pulling in enclosed trailers or on tight trails by reducing the need to readjust the viewing area after folding back. Ultra-tough die-cast aluminum pivots provide the durability you come to expect from Yamaha.

- Mounts are sold separately and are model specific
- Scratch resistant glass
- Automotive fold-away action
- Die-cast aluminium pivot mechanisms
- Wide angle provides the optimal distortion-free view for off road use



Part numbers

B4M-F62A0-V0-00 Black



Side View Mirror Cab Mounts

The Yamaha Mirror Mount lineup is constructed from ultra-durable billet aluminum with matched black textured finish offering up superior performance and next-level integration for Wolverine models with cab enclosures.

- Durable construction

Part numbers

B4J-F6206-T0-00	Black
-----------------	-------

Synthetic Rope by WARN®-2500/3500 lb

Direct replacement for the synthetic rope of the WARN® 2500 and 3500 pound winch.

- Durable construction

Part numbers

GYT-05556-00-06	Grey
-----------------	------



Aluminium Valve Cap Knurled Pattern

Yamaha-branded valve cap

- Billet aluminium valve cap with Yamaha logo
- Available in 3 colors: black, blue and red

Part numbers

90338-W1016-BL	Black
----------------	-------

90338-W1016-BU	Blue
----------------	------

90338-W1016-RE	Red
----------------	-----



Aluminium Valve Cap Helical pattern

Yamaha-branded valve cap

- Billet aluminium valve cap with Yamaha logo
- Available in 3 colors: black, blue and red

Part numbers

90338-W1018-BU	Blue
----------------	------

90338-W1018-BL	Black
----------------	-------

90338-W1018-RE	Red
----------------	-----



Soft Rear Window

The Genuine Yamaha Soft Rear Window – designed to fit your Wolverine perfectly, while providing protection from the elements for your precious cargo. Works with the soft side enclosure, suntop and poly windshields for a complete enclosure.



- Window can be rolled up and secured with straps to increase ventilation or when not in use
- Quick snap-on/pull-off installation
- Attaches with hook-and-loop and riveted snap buttons
- Made from durable Sur Last® 300 denier nylon and clear vinyl
- Highly recommended to be used with Polycarbonate Front Fixed or Folding Windshield (all sold separately)
- Requires Hard Suntop
- Dealer installation recommended (drilling and riveting required)

Flip up Glass Rear Window

The Genuine Yamaha Flip up Glass Rear Window offers protection from wind, rain, and dust



- Tough tempered and tinted glass
- Gas lift-assist struts
- Fully lockable with matching keys
- Seal on lower edge of the tailgate reduces wind and dust intrusion into cab
- Protects cargo from the elements
- Pairs perfectly with the Rear Cargo Box
- Compatible with: Wolverine RMAX 1000 Hard Front Cab Door Kit : B4MK85A0V000, Rear Hard Cab Door Kit : B4JK85A0V000: Soft Side Enclosure : B4JF17B0V000

Polyethylene Sun top

The Yamaha name assures you of the highest quality, so be sure to choose a Genuine Yamaha polyethylene sun top for unmatched fit and finish.



- Designed and fully tested to minimize damage from pounding the trail
- Integrated rain channel for efficient drainage
- Tough yet lightweight design with extra reinforcement in key areas
- Fully compatible with other Genuine Yamaha accessories
- Compatible with all hard and soft cab enclosures
- Includes all necessary installation hardware

Part numbers

B4J-K750A-V0-00	Transparent
-----------------	-------------

Required parts

B4J-K84A0-V0-00	Polyethylene Sun top
B4M-K85A0-V1-00	Hard Cab Front Door Kit
B4J-K85A0-V1-00	Hard Cab Rear Door Kit

Optional parts

B4J-K85A0-V0-00	Hard Cab Rear Door Kit
B4J-F83J0-V0-00	Full Polycarbonate Windshield
B4J-F83J0-T0-00	Glass Windshield with Wiper and Washer System
B4M-F83J0-V0-00	Folding Polycarbonate Windshield

Conflicting parts

VPR-VRX40-23-00	Wolverine® RMAX™4 1000 - Soft Cabin Pack
B4J-K750A-T0-00	Flip up Glass Rear Window

Part numbers

B4J-K750A-T0-00	Transparent
-----------------	-------------

Required parts

B4J-K85A0-V1-00	Hard Cab Rear Door Kit
-----------------	------------------------

Optional parts

B4J-K85A0-V0-00	Hard Cab Rear Door Kit
-----------------	------------------------

Conflicting parts

VPR-VRX41-23-00	Wolverine® RMAX™4 1000 - Hard Cabin Pack
B4J-K750A-V0-00	Soft Rear Window

Part numbers

B4J-K84A0-V0-00	Black
-----------------	-------

Required parts

B4J-F17B0-V0-00	Soft Side Covers
B4M-K85A0-V1-00	Hard Cab Front Door Kit
B4J-K85A0-V1-00	Hard Cab Rear Door Kit

Optional parts

B4J-K85A0-V0-00	Hard Cab Rear Door Kit
B4J-F17B0-V0-00	Soft Side Covers
B4J-K750A-V0-00	Soft Rear Window

Conflicting parts

VPR-VRX40-23-00	Wolverine® RMAX™4 1000 - Soft Cabin Pack
-----------------	--

Folding Polycarbonate Windshield

Made from shatter-resistant polycarbonate, the Yamaha Genuine Windshield is 300% more scratch resistant due to hard-coating on both sides.



- 4.7mm of optical-grade polycarbonate for superior clarity and rigidity
- Exclusive Yamaha-engineered toolless quick-release with glass-filled nylon clamps
- Seamless integration with the vehicle's hood and suntop for a perfect fit and superior sealing
- Designed to be trailered
- Works with the Genuine Yamaha Soft Enclosure Covers
- Not compatible with Hard Cab System Doors
- Replacement parts available:
Hood Bumper Kit: Part B4MK7240V000,
Latch Kit: Part B4MK7260V000, Clamps: Part BG4F72C2V000

Half Polycarbonate Windshield

Made from shatter-resistant polycarbonate, the Yamaha Genuine Windshield is 300% more scratch-resistant due to the super-hard coating on both sides.



- 4.7mm of optical-grade polycarbonate for superior clarity and rigidity
- Exclusive Yamaha-engineered tool-free quick-release with glass-filled nylon clamps
- Seamless integration with the vehicle's hood and suntop for a perfect fit and superior sealing
- Designed to be trailered
- Works with the Genuine Yamaha Soft Enclosure Covers
- Note: This windshield is not compatible with Hard Cab System Doors
- Replacement parts available:
- Hood Bumper Kit: Part B4MK7240V000
- Latch Kit: Part B4MK7260V000
- Clamps: Part BG4F72C2V000

Glass Windshield with Wiper and Washer System

The Genuine Yamaha Glass Front Windshield utilizes laminated glass and features an integrated Wiper and Washer System.



- Constructed of 6mm thick laminated glass for the highest level of scratch resistance
- Washer System seamlessly mounts under Wolverine's hood
- Includes integrated pillar mounts for an OEM fit and finish for all wiring and mounting
- Designed to be trailered
- Works with Genuine Yamaha Hard Cab Enclosures
- Not compatible with the Soft Cab Covers
- Requires Suntop

Part numbers

B4M-F83J0-V0-00 Transparent

Optional parts

B4J-K84A0-V0-00 Polyethylene Sun top

B4J-F17B0-V0-00 Soft Side Covers

B4J-K750A-V0-00 Soft Rear Window

Conflicting parts

B4J-K85A0-V0-00 Hard Cab Rear Door Kit

B4M-K85A0-V1-00 Hard Cab Front Door Kit

Part numbers

B4M-F83J0-T0-00 Transparent

Optional parts

B4J-K84A0-V0-00 Polyethylene Sun top

B4J-F17B0-V0-00 Soft Side Covers

B4J-K750A-V0-00 Soft Rear Window

Conflicting parts

B4J-K85A0-V0-00 Hard Cab Rear Door Kit

B4M-K85A0-V1-00 Hard Cab Front Door Kit

Part numbers

B4J-F83J0-T0-00 Transparent

Required parts

B4J-K84A0-V0-00 Polyethylene Sun top

B4M-K85A0-V1-00 Hard Cab Front Door Kit

B4J-K85A0-V1-00 Hard Cab Rear Door Kit

Optional parts

B4J-K85A0-V0-00 Hard Cab Rear Door Kit

Conflicting parts

B4J-F17B0-V0-00 Soft Side Covers

Full Polycarbonate Windshield

Made from shatter-resistant polycarbonate, the Yamaha Genuine Windshield is 300% more scratch resistant due to hard-coating on both sides.



- 4.7mm of optical-grade polycarbonate for superior clarity and rigidity
- Exclusive Yamaha-engineered toolless quick-release with glass-filled nylon clamps
- Seamless integration with the vehicle's hood and suntop for a perfect fit and superior sealing
- Designed to be trailered
- Works with the Genuine Yamaha Soft Enclosure Covers
- Not compatible with Hard Cab System Doors
- Replacement parts available: Clamps: Part BG4F72C2V000

Hard Cab Rear Door Kit

These Genuine Yamaha Hard Cab Rear Doors are designed to deliver the highest levels of durability, comfort and function.



- Tempered and tinted glass windows
- Adjustable side windows – 3 positions
- Handy storage pocket in each door
- Dual-cast door latches inside and out
- Outside latch equipped with keyed lock
- Integrated mounting points make installation simple
- Includes latest-design door hinges
- For complete Hard Cab enclosure, the following are required: (sold separately): Glass Windshield: Part B4JF83J0T000, Hard Front Cab Door Kit: Part B4MK85A0V000, Flip-up Rear Glass window: part B4JK750AT000

Soft Side Covers

Protects occupants against rain, wind, mud and light trail debris for a more relaxing and comfortable ride.



- Zippers operate with doors for easy in/out access
- Windows can be rolled up and secured with straps when not in use
- Quick snap-on/pull-off installation
- Attaches with hook-and-loop and permanent riveted snap buttons, removing the adhesive that gums up the panels and doors
- Made from durable Sur Last® 300 denier nylon and clear vinyl
- Fully resistant to rust and UV light
- Compatible with Soft Rear Window, and fixed or folding Poly Windshield (all sold separately)
- For ultimate element protection, Poly Windshield is recommended
- Requires Hard Suntop
- Dealer installation recommended (drilling and riveting required)

Part numbers

B4J-F83J0-V0-00	Transparent
-----------------	-------------

Optional parts

B4J-K84A0-V0-00	Polyethylene Sun top
-----------------	----------------------

B4J-F17B0-V0-00	Soft Side Covers
-----------------	------------------

B4J-K750A-V0-00	Soft Rear Window
-----------------	------------------

Conflicting parts

B4J-K85A0-V0-00	Hard Cab Rear Door Kit
-----------------	------------------------

B4M-K85A0-V1-00	Hard Cab Front Door Kit
-----------------	-------------------------

Part numbers

B4J-K85A0-V0-00	Black
-----------------	-------

Required parts

B4J-K84A0-V0-00	Polyethylene Sun top
-----------------	----------------------

B4J-K750A-T0-00	Flip up Glass Rear Window
-----------------	---------------------------

B4M-K85A0-V1-00	Hard Cab Front Door Kit
-----------------	-------------------------

B4J-F83J0-T0-00	Glass Windshield with Wiper and Washer System
-----------------	---

B4J-K750A-V0-00	Soft Rear Window
-----------------	------------------

Optional parts

B4J-K75L0-V0-00	Wolverine Cab Heater Kit
-----------------	--------------------------

B4J-K750A-V0-00	Soft Rear Window
-----------------	------------------

Conflicting parts

VPR-VRX41-23-00	Wolverine® RMAX™4 1000 - Hard Cabin Pack
-----------------	--

Part numbers

B4J-F17B0-V0-00	Transparent
-----------------	-------------

Required parts

B4J-K84A0-V0-00	Polyethylene Sun top
-----------------	----------------------

Optional parts

B4J-F83J0-V0-00	Full Polycarbonate Windshield
-----------------	-------------------------------

B4M-F83J0-T0-00	Half Polycarbonate Windshield
-----------------	-------------------------------

B4J-K750A-V0-00	Soft Rear Window
-----------------	------------------

B4M-F83J0-V0-00	Folding Polycarbonate Windshield
-----------------	----------------------------------

Conflicting parts

VPR-VRX40-23-00	Wolverine® RMAX™4 1000 - Soft Cabin Pack
-----------------	--

B4J-F83J0-T0-00	Glass Windshield with Wiper and Washer System
-----------------	---



Hard Cab Front Door Kit

These Genuine Yamaha Hard Cab Front Doors are designed for the highest level of durability, comfort and function.

- Tempered and tinted glass windows
- Adjustable side windows – 3 positions
- Handy storage pocket in each door
- Dual-cast door latches inside and out
- Outside latch equipped with keyed lock
- Integrated mounting points make installation simple
- Includes latest-design door hinges
- Requires Polyethylene Suntop



Hard Cab Rear Door Kit

These Genuine Yamaha Hard Cab Rear Doors are designed to deliver the highest levels of durability, comfort and function.

- Tempered and tinted glass windows
- Adjustable side windows – 3 positions
- Handy storage pocket in each door
- Dual-cast door latches inside and out
- Outside latch equipped with keyed lock
- Integrated mounting points make installation simple
- Includes latest-design door hinges
- For complete Hard Cab enclosure, the following are required: (sold separately):
Glass Windshield: Part B4JF83J0T000, Hard Front Cab Door Kit: Part B4MK85A0V000, Flip-up Rear Glass window: part B4JK750AT000

Rock Sliders

These Genuine Yamaha Rock Sliders let you explore further - and more easily. They add a super-tough layer of extra protection to the vehicle's chassis and sides, so you can take on the roughest, most demanding trails with total confidence.

- 3mm thick reinforced steel withstands on-trail obstacles
- Full-length plated structure
- Integrated mounting locations make installation simple
- Stylish silver finish complements colour scheme of Wolverine® RMAX™4 1000
- Pair with Full Under Body UHMWPE Skid Plates (sold separately) for ultimate protection



Part numbers

B4M-K85A0-V1-00 Black

Required parts

B4J-K85A0-V0-00 Hard Cab Rear Door Kit

B4J-K84A0-V0-00 Polyethylene Sun top

B4J-K85A0-V1-00 Hard Cab Rear Door Kit

B4J-F83J0-T0-00 Glass Windshield with Wiper and Washer System

B4J-K750A-V0-00 Soft Rear Window

Optional parts

B4J-K750A-T0-00 Flip up Glass Rear Window

B4J-K75L0-V0-00 Wolverine Cab Heater Kit

B4J-K750A-V0-00 Soft Rear Window

Conflicting parts

VPR-VRX41-23-00 Wolverine® RMAX™4 1000 - Hard Cabin Pack

B4M-F83J0-T0-00 Half Polycarbonate Windshield

B4J-F83J0-V0-00 Full Polycarbonate Windshield

B4M-F83J0-V0-00 Folding Polycarbonate Windshield

Part numbers

B4J-K85A0-V1-00 Black

Required parts

B4J-K84A0-V0-00 Polyethylene Sun top

B4J-K750A-T0-00 Flip up Glass Rear Window

B4M-K85A0-V1-00 Hard Cab Front Door Kit

B4J-F83J0-T0-00 Glass Windshield with Wiper and Washer System

B4J-K750A-V0-00 Soft Rear Window

Optional parts

B4J-K75L0-V0-00 Wolverine Cab Heater Kit

B4J-K750A-V0-00 Soft Rear Window

Part numbers

B4J-F11D0-V0-00 Black

Optional parts

B4J-F84P0-V0-00 Skid Plate

B4J-F84N0-V0-00 Front Skid Plate

Conflicting parts

VPR-VRX40-12-30 Adventure Pack



Rear A-Arm Guards

These Genuine Yamaha guards add extra protection to the A-Arms, CVJ boot and axle components and utilize factory-integrated mounting points with OEM-level hardware.

- Tough 3mm thickness all-aluminum construction
- Billet machine spacers welded to the skid plate
- Recessed mounting hardware resists snags
- Clean-out port encourages self-draining and simplifies cleaning



Front A-Arm Guards

- Tough 3mm thickness all-aluminum construction
- Billet machine spacers welded to the skid plate
- Recessed mounting hardware resists snags
- Clean-out port encourages self-draining and simplifies cleaning



Front Brush Guard

The Genuine Yamaha Front Brush Guard protects critical components like the front grill and headlights, but also enhances the overall styling of your Wolverine® RMAX™ 1000.

- Compatible with all Yamaha Genuine accessories
- Protects headlights and front body panels from trail debris
- All-steel 38mm E-Coated tubing with powder coating finish
- Seamless modular installation with the OE Front Bar Carry
- XT-R and Limited Edition Front Bar Carry covers will require trimming to fit
- Compatible with either Standard or Premium Front Grab Bars

Part numbers

B4J-F21A0-V0-00	Aluminium
-----------------	-----------

Optional parts

B4J-F84P0-V0-00	Skid Plate
-----------------	------------

B4J-F31A0-V0-00	Front A-Arm Guards
-----------------	--------------------

Part numbers

B4J-F31A0-V0-00	Aluminium
-----------------	-----------

Optional parts

B4J-F21A0-V0-00	Rear A-Arm Guards
-----------------	-------------------

B4J-F84P0-V0-00	Skid Plate
-----------------	------------

Part numbers

B4J-F84L0-V0-00	Black
-----------------	-------

Optional parts

B4J-F84P0-V0-00	Skid Plate
-----------------	------------

B4J-F85E0-V0-00	Rear Brush Guard
-----------------	------------------

B4J-H4010-V0-00	Front Pod Light Mount Kit
-----------------	---------------------------

B4J-F11D0-V0-00	Rock Sliders
-----------------	--------------

Conflicting parts

VPR-VRX40-12-30	Adventure Pack
-----------------	----------------

Skid Plate

Built from Ultra High Molecular Weight Polyethylene (UHMWPE), this Skid Plate resists damage and helps the Wolverine easily slide over rocks. Steel or aluminum skid plates are loud and can bend and gouge while tackling rugged terrain, but these UHMWPE plates provide exceptional protection while maintaining their integrity.



- Constructed from 9,6m of the tough, self-lubricating UHMWPE that is 55% stronger than HMWPE
- Integrated mounting points with no loose clamps or nuts
- Simple to remove and no loss of service access points
- Recessed corrosion-resistant hardware
- Compatible with Front Skid Plate, Rock Sliders and A-Arm guards

Front Skid Plate

The stylish aluminum Front Skid Plate protects the front drive components from trail debris.



- Hybrid design of 32mm brushed aluminum and 32mm of E-Coated and power-coated steel reinforce the plate for increased durability
- Style complements the RMAX look
- Integrated mounting locations make installation simple
- Maintains full function of tie down points
- Compatible with the UHMW Skid Plates

Rear Brush Guard

The Genuine Yamaha Rear Brush Guard provides additional protection to the tailgate and taillights while also supporting optional lighting additions.



- Integrated mounting points for secure and simple installation
- Robust, extended design for additional protection at low level
- All-steel 38mm E-coated tubing with additional powder coating protection to match the unit's ROPS for exceptional durability
- Integrated mounting locations for optional Pod Lights:
Flood light: Part 2HCH4104L000 (sold separately)

LED Light Flood

Provides additional visibility where the headlights cannot reach.

- 10W LED's with low power consumption
- Ideal in case you prefer wide beam visibility
- 360° adjustability
- Can be mounted on any flat area
- Sold per set and include a harness and switch
- 63mm



Part numbers

B4J-F84P0-V0-00 Black

Optional parts

B4J-F21A0-V0-00 Rear A-Arm Guards

B4J-F31A0-V0-00 Front A-Arm Guards

B4J-F11D0-V0-00 Rock Sliders

B4J-F84N0-V0-00 Front Skid Plate

Conflicting parts

VPR-VRX40-12-30 Adventure Pack

Part numbers

B4J-F84N0-V0-00 Black

Optional parts

B4J-F84P0-V0-00 Skid Plate

Part numbers

B4J-F85E0-V0-00 Black

Optional parts

2HC-H4104-L0-00 LED Light Flood

B4J-F84L0-V0-00 Front Brush Guard

Conflicting parts

VPR-VRX40-12-30 Adventure Pack

Part numbers

2HC-H4104-L0-00 Black

Optional parts

B4J-F85E0-V0-00 Rear Brush Guard



60W Led light bar 15"

Drawing from our experience with Yamaha's YXZ1000R light bars, we are proud to offer this LED light Bar for your Wolverine X4. You get the complete lighting solution you would expect from Genuine Yamaha accessories but at a fraction of the cost.

- 12 - 5W Cree® LEDs
- Newly designed wide spot reflector for improved light dispersion
- 50,000 hour life span
- Aluminum extruded housing
- Custom Yamaha end caps
- Flexible mounting base with lateral mounting capability
- Vehicle wiring harness with roof grommet
- Illuminated 2-position switch
- Low power consumption
- Beam configuration: 4 wide spot, 4 spot, 4 wide spot (16")
- Includes mounts

Part numbers

BG4-H4104-V0-00 Black

Lighted On Command Switch

Upgrade your Wolverine RMAX 1000 with this sleek blue LED Lighted On-Command switch for a high quality look and feel.

- Easy Plug and Play installation
- Complements the color scheme of the gauge
- Replaces the non-lighted On-Command switch



Part numbers

B4J-87280-00-00 Black

Optional parts

BG4-8250A-00-00 Speed Management Key

B4J-82526-00-00 LED Lighted Headlight Switch

LED Lighted Headlight Switch

The Lighted Headlight Switch upgrades the Standard Wolverine RMAX 1000 to the same switch found in the Special and Limited Edition units.

- Blue LED light complements the color scheme of the gauge
- Easy Plug and Play installation
- Replaces the non-lighted headlight switch



Part numbers

B4J-82526-00-00 Black

Optional parts

B4J-87280-10-00 Illuminated D-Mode Switch

BG4-8250A-00-00 Speed Management Key

B4J-87280-00-00 Lighted On Command Switch



Illuminated D-Mode Switch

Fine-tune how power is delivered in different terrains and conditions by upgrading your Wolverine RMAX 1000 with this illuminated D-Mode switch. Sport Mode provides the most exciting experience, while Trail Mode smooths out the ride for greater comfort and Crawl Mode transfers the power to the ground with maximum efficiency - for optimal traction.

- Back-lit switch complements the stylish colour of the gauge lighting
- Simple plug-and-play installation
- Sport - For making the most of performance and handling
- Trail - For a well-balanced and smoother response
- Crawl – for the smoothest throttle control at lower speeds

Part numbers

B4J-87280-10-00 Black

Optional parts

BG4-8250A-00-00 Speed Management Key
 B4J-82526-00-00 LED Lighted Headlight Switch



2nd Battery Kit

Enables the use of two batteries, saving the main battery for essential functions like starting

- simple electrical access point
- Includes cut-to-length wiring and mounting brackets
- No loss of cargo space as it mounts underneath the driver seat

Part numbers

BG4-H21B0-V0-00 Black



Speed Management Key

The Factory Yamaha Speed Management Key allows top speed limits to be set to cater for special requirements on job sites or individual operating conditions without affecting acceleration or pulling power. The key can be removed in either restricted or unrestricted mode to allow for owner-controlled operation.

- Full engine power while limiting speed to 25 mph
- Maintains full confidence in challenging terrains and retains entire 2,000 lbs of towing ability
- Works seamlessly with the YCCT system to prevent surging or any feeling of rev limitation
- Simple plug-and-play installation

Part numbers

BG4-8250A-00-00 Black

Optional parts

B4J-87280-10-00 Illuminated D-Mode Switch
 B4J-82526-00-00 LED Lighted Headlight Switch
 B4J-87280-00-00 Lighted On Command Switch



Accessory Power Lead Kit

The Accessory Power Lead Kit wires your preferred accessories to the unit's five pre-wired switched 12vdc power couplers which are located under the dash of all Wolverine models.

- Kit includes components for up to 5 accessories
 - 5 accessory leads
 - 10 heat shrink butt connectors
- No modification of OE wiring harness
- 20 amp combined maximum

Part numbers

B4J-H25B0-V0-00 Black

Interior Footwell Light Kit

The Interior Footwell Light Kit upgrades the Wolverine RMAX 1000 that are not factory equipped with the blue LED interior lighting and provides an easy plug-and-play way to get this factory option on any model.



- Plug-and-play installation with integrated mounting location
- Key-on illumination

Part numbers

B4J-H54C0-V0-00	Black
-----------------	-------

Front Pod Light Mount Kit

The Front Pod Light Mount Kit eases installation of up to four pod lights to the OE Front Grab Bar.



- Multiple angle adjustments of pod light to meet lighting needs
- With easy bolt-on, no modifications to the Front Grab Bar required
- Compatible with Accessory Front Grab Bar: Part #B4JF84L0V000 (sold separately)
- Allows for installation of 2 pod lights
- Recommended Pod Lights (sold separately): Flood light: Part 2HCH4104L000
- Kit includes 2 brackets and necessary hardware

Part numbers

B4J-H4010-V0-00	Black
-----------------	-------

Optional parts

2HC-H4104-L0-00	LED Light Flood
B4J-F84L0-V0-00	Front Brush Guard

Wolverine Cab Heater Kit

Delivers extra warmth and comfort without sacrificing any cargo space. This great accessory produces heat via the engine coolant, using a new thermostat-bypass system. The heater vents, electrical fittings and mounting are all designed for a stylish look and feel.



- Thermostat bypass provides quick and constant warm air flow in all weathers
- Compact design to maximize available cargo space
- 4 vents - 2 for defrosting plus 2 dash/cab vents
- Integrated wire harness for immediate plug-and-play
- Designated mount and drill points for installing vents
- 3-position rocker control switch
- Vent/heater hose and clamps
- Kit includes all necessary installation hardware
- Dealer installation recommended

Part numbers

B4J-K75L0-V0-00	Black
-----------------	-------

Conflicting parts

VPR-VRX41-23-00	Wolverine® RMAX™4 1000 - Hard Cabin Pack
-----------------	--



Metric Tool Kit

Comprehensive tool set that prepares you for just about anything the road will throw at you..

- Includes ring, open end spanners 8, 10, 12 & 14, adjustable spanner, vice grips, 4 way Phillips, flat screw driver, sparkplug spanner and plu gap guage
- Includes also a roll of black electrical tape, tyre pressure gauge, cable ties, wire, rag and #3, 4, 5 & 6 Allen keys
- Comes in a compact roll-up pouch
- Can easily be stowed away in your saddlebag, side case, top case, etc.

Part numbers

ABA-METRC-00-00 Black



YEC-50 Battery Charger UK SPEC

8-step charger that can charge the battery of your Yamaha motorcycle, scooter, ATV, SMB and/or marine products. Applicable to UK markets only.

- Unique battery charging technology. Fully automatic switch mode charger that analyses the state of the battery, charges and automatically switches to maintenance charging when ready
- Designed for safety: spark-free, protected from reverse polarity connections and short-circuit proof
- Light and compact; handy and easy to store
- Specially tested and approved by Yamaha service engineers to fit our range of motorcycles, scooters, ATV, SMB and other products
- 5 Amp maximum charge current
- Strongest in its class
- Shorter charging time
- Based on CTEK's test winning platform
- With UK-plug
- Combine it with the YEC quick connectors - the Built-in Panel Plug, Charger Indicator and Indicator Panel 150 - for reading the charge condition of your battery and/or for easier access between your Yamaha's battery and the YEC-50 charger

Part numbers

YME-YEC50-UK-10 Black



Yamaha Cam Buckles Tie-downs

Strong and durable straps to tie your Yamaha or any other big object down tightly when transporting it in a van or trailer.

- Ease of operation; simple tensioning and one finger release
- Built-in soft hook on the fixed end for looping around handlebars, frame tubes, triple-tree clamps and other structural parts
- Zinc cam buckle is foreseen with a pressure plate to reduce webbing abrasion
- Features the Yamaha logo at intervals
- Assembly strength: 540kg (1,200lb)
- Working load limit: 180kg (400lb)
- Sold per set of two

Part numbers

ACC-05558-40-28 Blue

Yamaha Ratcheting Tie-downs

Strong and durable straps to tie your Yamaha or any other big object down tightly when transporting it in a van or trailer.



- Ease of operation; simple tensioning and one finger release
- Built-in soft hook on the fixed end for looping around handlebars, frame tubes, triple-tree clamps and other structural parts
- Ratchet handle is foreseen of a rubber cover for a solid grip
- Features the Yamaha logo at intervals
- Assembly strength: 540kg (1,200lb)
- Working load limit: 180kg (400lb)
- Sold per set of two

Part numbers

ACC-05558-40-30 Blue

Battery Charger CTEK CS ONE

Charger for all types of batteries. New durable design to make it easy to handle, with unique mounting system on the back for quick connection to CS accessories. It can be left safely connected for long periods during maintenance charging.



- Recond option to restore and recondition lead-acid batteries
- 12V supply to support the battery during service work and retain contact power to the vehicle during battery replacement / removal
- Wake up option to revive seemingly dead lithium and lead-acid batteries
- Advanced settings to monitor charger voltage & amperage

Part numbers

YME-YEC01-EU-00 Black

YEC-50 Charger EU Spec

8-step charger that can charge the battery of your Yamaha motorcycle, scooter, ATV, SMB and/or marine products.



- Unique battery charging technology
- Designed for safety
- Light and compact
- Specially tested and approved by Yamaha service engineers

Part numbers

YME-YEC50-EU-20 Black

Yamaha Sliding T-Driver Set

Very compact T-driver tool with all Yamaha size socket.



- Includes a 3/8" tip driver
- 8, 10, 12, 14, and 17mm sockets and 5 and 6mm hex bits and a #2 Phillips screwdriver bit
- A socket clip attaches to the driver to keep the sockets in order
- Rugged vinyl pouch keeps the tools protected

Part numbers

ACC-05558-40-67 Chrome

Battery Charger CTEK CS ONE

Charger for all types of batteries. New durable design to make it easy to handle, with unique mounting system on the back for quick connection to CS accessories. It can be left safely connected for long periods during maintenance charging.



- Recond option to restore and recondition lead-acid batteries
- 12V supply to support the battery during service work and retain contact power to the vehicle during battery replacement / removal
- Wake up option to revive seemingly dead lithium and lead-acid batteries
- Advanced settings to monitor charger voltage & amperage

Part numbers

YME-YEC01-UK-00 Black

50mm Tow Ball

Designed and engineered with the capability to tow E1-certified trailers.



- Easy to mount
- Fits all OEM tow hook brackets
- Fits 20mm and 25mm diameter
- Approved to E1 certification standard

Part numbers

YME-F85H0-00-01 Chrome

Heavy Duty Trailer Hitch

Allows to pull any trailer with a 50mm towball connection



- Installation in 5 seconds
- Several ways to fit on any ATV or Side by Side Vehicle
- 50mm towball included

Part numbers

ATV-W0789-01-00 Black

VRX Wiring Kit 4500

Kit includes everything needed to install a 4,500 lb. VRX Series winch



- Wired remote
- Unit-specific wiring and Yamaha connectors
- Dedicated location for dash mounted Carling rocker switch
- All necessary hardware and instructions

Part numbers

B4J-F28N0-V0-00 Black

Required parts

DBY-10260-50-00 VRX Winch with Wire Rope by WARN®



Winch with Synthetic Wire Rope by WARN

Combining a powerful motor and smart digital contactor into one, the Motactor™ on the AXON Winch with 15,2 meter of Synthetic Rope is perfect for extreme environments

- 4500lbs = 2041kg
- 6,4 mm of Spydura synthetic rope
- Motactor™ simplifies winch installation by 50%
- Monitor speed, load and motor temperature from winch remote
- Load limiter prevents overloading winch damage
- Rigid all-metal, waterproof construction
- New clutch design based on legendary WARN® 4WD hub lock design

Snow Plough Mount

The Genuine Yamaha Snow Plough Mount easily attaches to the Wolverine® RMAX™ 1000 without affecting terrain ability.

- Easy-on, easy-off rapid connection system
- No need to remove mounting during non-plowing seasons
- Front-mount systems offer the highest blade-lifting capability
- Compatible with WARN ProVantage Snow Plow components



Part numbers

DBY-10058-40-00 Black

Required parts

B4J-F28N0-50-00 AXON Winch Wiring Kit by WARN

VRX Winch with Wire Rope by WARN®

With its all-metal construction, the WARN® VRX Winch with 15,2 meter of wire rope includes the new clutch developed from the WARN® 4WD hub lock design.

- Upgraded waterproof contactor IP68
- 4500lbs = 2041kg
- 6,4 mm x 15,24 meter steel wire rope
- Automatic load-holding brake for precise control
- Durable all-metal three-stage planetary gear train
- IP68-rated waterproof winch sealing
- Black powder-coated finish for corrosion resistance

Part numbers

DBY-10260-50-00 Black

Required parts

B4J-F28N0-V0-00 VRX Wiring Kit 4500



AXON Winch Wiring Kit by WARN

Kit includes everything needed to install an AXON Series winch.

- Wired remote
- Unit-specific wiring and Yamaha connectors
- Dedicated location for dash mounted Carling rocker switch
- All necessary hardware and instructions

Part numbers

B4J-F28N0-50-00 Black

Required parts

DBY-10058-40-00 Winch with Synthetic Wire Rope by WARN



Synthetic Wire Rope 4500lb

Direct replacement for the synthetic rope of the WARN® 4500 lb. winch.

- Replacement part

**Part numbers**

DBY-10097-50-00 Grey

VRX Winch with Wire Rope by WARN®

With its all-metal construction, the WARN® VRX Winch with 50 feet of wire rope includes the new clutch developed from the WARN® 4WD hub lock design.

- Upgraded waterproof contactor IP68
- 2500lbs = 1134kg
- 4,88 mm x 15,24 meter steel wire rope
- Automatic load-holding brake for precise control
- Durable all-metal three-stage planetary gear train
- IP68-rated waterproof winch sealing
- Black powder-coated finish for corrosion resistance

**Part numbers**

DBY-10260-30-00 Black

Wolverine® RMAX™2 1000 LE



Wolverine® RMAX™2 1000 - Soft Cabin Pack

Upgrade your Side-by-Side with the Soft Cabin Pack for the Wolverine® RMAX™2 1000. Pack includes: Fixed Poly Windshield, Soft Cover Rear Window and Soft Side Covers.

- Durable construction.

Part numbers

VPR-VRX20-23-00

Conflicting parts

B4M-K750A-T0-00 Soft Rear Window

B4M-F17B0-V0-00 Soft Side Covers

B4J-F83J0-V0-00 Full Polycarbonate Windshield

Adventure Pack

Enhance the protection and usability of your Side-by-Side with the Adventure Pack for the Wolverine® RMAX™2 1000. Pack includes: Front Brush Guard, Centre frame Skid Plate and Rock Sliders,.

- Durable construction.

Part numbers

VPR-VRX20-12-30

Conflicting parts

B4J-F84P0-V0-00 Skid Plate

B4M-F11D0-V0-00 Rock Sliders

B4J-F84L0-V0-00 Front Brush Guard

Wolverine® RMAX™2 1000 - Hard Cabin Pack

Upgrade your Side-by-Side with the Hard Cabin Pack for the Wolverine® RMAX™2 1000 LE. Pack includes: Front Glass Windshield with Wiper, Rear Sliding Glass Window, Hard Cabin Front Doors and Cabin Heating Kit.

- Durable construction

Part numbers

VPR-VRX21-23-00

Conflicting parts

B4M-K750A-V0-00 Sliding Glass Rear Window

B4J-K75L0-V0-00 Wolverine Cab Heater Kit

B4M-K85A0-V1-00 Hard Cab Front Door Kit

B4J-F83J0-T0-00 Glass Windshield with Wiper and Washer System



ATV TEK FlexGrip™ Pro Single

Despite the bumpiest terrain your gun, bow, ice auger, etc. will be in the exact place you originally put it in by the end of your journey.

- Fits all Utility ATV Racks
- Fits any FlexGrip™ product
- Provides an additional 16" of horizontal adjustability once

Part numbers

ABA-FFG10-00-00 Black

Optional parts

ABA-FFG20-00-00 ATV TEK FlexGrip™ Pro Double

ABA-VFG20-00-00 ATV TEK V-Grip™ Double



ATV TEK FlexGrip™ Pro Double

The same benefits of the Pro Single but multiplied by two. Despite the bumpiest terrain your gun, bow, ice auger, etc. will be in the exact place you originally put it in by the end of your journey

- Fits any FlexGrip™ product
- Provides an additional 16" of horizontal adjustability once
- Fits all Utility ATV Racks

Part numbers

ABA-FFG20-00-00 Black

Optional parts

ABA-VFG20-00-00 ATV TEK V-Grip™ Double

ABA-FFG10-00-00 ATV TEK FlexGrip™ Pro Single

Conflicting parts

ABA-VFG20-00-00 ATV TEK V-Grip™ Double



Rear Cargo Box

Heavy-duty, durable cargo box allows you to take along all your essentials for the ride or the job at hand.

- Lockable and water resistant
- Integrated cup holders
- 91 liter
- No tools needed for installation and removal
- Works great with or without Yamaha's optional cab systems

Part numbers

B8K-F83P0-V0-00 Black

Optional parts

B4M-K75J0-V0-00 Spare Tyre Mount



ATV TEK V-Grip™ Double

A true custom fit for your tools that attaches to the FusionFit™ Bed Rail Attachment Kit. Experience effortless installation, solid mounting, and easily adjustable knobs for quick, tool-free alterations while on the move. Includes forks (2), mounting blocks (2), rubber snubbers (2), and all necessary mounting hardware for easy installation.

- Improved tubular and composite rack mounting system

Part numbers

ABA-VFG20-00-00 Black

Optional parts

ABA-FFG20-00-00 ATV TEK FlexGrip™ Pro Double

ABA-FFG10-00-00 ATV TEK FlexGrip™ Pro Single

Conflicting parts

ABA-FFG20-00-00 ATV TEK FlexGrip™ Pro Double

Wolverine Bed Extender

The Wolverine Bed Extender fits all 2018 and older models. Solid steel construction provides 8 additional tie-down points as well as additional storage area.

- 117% increase in storage area behind the rear seats of Wolverine X4 and RMAX4 models when carrying passengers in the rear seats
- 33% increase in storage area on Wolverine X2 and RMAX2 models
- Tool less removal and install with provided thumbscrews (after initial install is complete)

**Part numbers**

B4J-F84CA-V0-00	Black
-----------------	-------

Wire Rope by WARN® - 2500 lb

Direct replacement for the wire rope of the WARN® 2500 lb. winch.

- Durable construction

**Part numbers**

DBY-60076-00-00	Silver
-----------------	--------

Yamaha Center Mirror

Provide superior optical clarity and exceptional scratch resistance.

- Requires mounting bracket for installation
- Tool-less angle adjustment
- 38mm clamps
- Glass construction provide excellent optical clarity
- Scratch resistance and no distortion
- Composite polymer Injection molded body construction

**Part numbers**

BAS-F6206-V0-00	Black
-----------------	-------

Required parts

BAS-F621H-V0-00	Yamaha center mirror bracket
BAS-K7135-V0-00	Yamaha Universal Mirror Clamp 38mm

Optional parts

BAS-F621H-V0-00	Yamaha center mirror bracket
-----------------	------------------------------

Yamaha center mirror bracket

Provide superior optical clarity and exceptional scratch resistance.

- All steel construction for durability and minimal vibration
- Exceptional rust and weather durability by being both e-coated and powder coated
- No drilling required
- All hardware included

**Part numbers**

BAS-F621H-V0-00	Black
-----------------	-------

Light Duty Winch Accessory Kit by WARN®



The Warn® Light-Duty Winch Accessory Kit includes all of the essential tools needed to properly operate the WARN® winch.

The kit includes:

- Two (2) 1/2 inch (12.7 mm) shackles - 4,500 lb. (2,041 kg) weight rating.
- Two (2) 1 inch x 8' (25.4mm x 2.4m) tree trunk protectors.
- One (1) tool roll constructed of durable ballistic nylon with secure hook-endloop enclosures to strongly attach either ATV rack or SxS roll bar.
- Line damper for increased safety.
- Additional storage.

Part numbers

DBY-99901-00-00 Black

Spare Tyre Mount



The Genuine Yamaha Spare Tyre Mount securely installs to the bed of the Wolverine using all factory mounting points to hold up to a 32" tyre size.

- Fits a variety of wheels with up to a 32" tyre size
- Steel construction with satin powder coated finish
- Integrated mounting points make installation simple
- Bed-tilt function is not compromised
- Compatible with the Rear Cargo Box
- Note: Wheel and tyre are not included

Part numbers

B4M-K75J0-V0-00 Black

Optional parts

B8K-F83P0-V0-00 Rear Cargo Box

Yamaha Universal Mirror Clamp 38mm



Steel clamp will allow you to mount the Yamaha Center Mirror (sold separately) to any 38mm Bar

- Powder coated steel construction
- Simple 1 bolt installation
- Stainless Steel hardware
- Universal adjustment

Part numbers

BAS-K7135-V0-00 Black

Required parts

BAS-F6206-V0-00 Yamaha Center Mirror

Wolverine Side View Mirror Mounts



The all-new Yamaha Mirror Mount lineup features durable die-cast aluminum construction and seamless integration for Wolverine models.

- Durable construction

Part numbers

B4M-F6206-V0-00 Black

Side View Mirrors

The Yamaha-designed, developed, and tested Side View Mirrors provide an excellent view and unmatched durability. The wide-angle, distortion-free glass viewing area provides great clarity and rearward visibility. Automotive-style fold-away action provides added convenience when pulling in enclosed trailers or on tight trails by reducing the need to readjust the viewing area after folding back. Ultra-tough die-cast aluminum pivots provide the durability you come to expect from Yamaha.

- Mounts are sold separately and are model specific
- Scratch resistant glass
- Automotive fold-away action
- Die-cast aluminium pivot mechanisms
- Wide angle provides the optimal distortion-free view for off road use

Part numbers

B4M-F62A0-V0-00	Black
-----------------	-------



Side View Mirror Cab Mounts

The Yamaha Mirror Mount lineup is constructed from ultra-durable billet aluminum with matched black textured finish offering up superior performance and next-level integration for Wolverine models with cab enclosures.

- Durable construction

Part numbers

B4J-F6206-T0-00	Black
-----------------	-------



Synthetic Rope by WARN®-2500/3500 lb

Direct replacement for the synthetic rope of the WARN® 2500 and 3500 pound winch.

- Durable construction

Part numbers

CYT-05556-00-06	Grey
-----------------	------



Aluminium Valve Cap Knurled Pattern

Yamaha-branded valve cap

- Billet aluminium valve cap with Yamaha logo
- Available in 3 colors: black, blue and red

Part numbers

90338-W1016-BL	Black
----------------	-------

90338-W1016-BU	Blue
----------------	------

90338-W1016-RE	Red
----------------	-----



Aluminium Valve Cap Helical pattern

Yamaha-branded valve cap



- Billet aluminium valve cap with Yamaha logo
- Available in 3 colors: black, blue and red

Part numbers

90338-W1018-BU	Blue
90338-W1018-BL	Black
90338-W1018-RE	Red

Rock Sliders

These Genuine Yamaha Rock Sliders let you explore further - and more easily. They add a super-tough layer of extra protection to the vehicle's chassis and sides, so you can take on the roughest, most demanding trails with total confidence.



- 3mm thick reinforced steel withstands on-trail obstacles
- Full-length plated structure
- Integrated mounting locations make installation simple
- Stylish silver finish complements colour scheme of Wolverine® RMAX™ 2 1000
- Pair with Full Under Body UHMWPE Skid Plates (sold separately) for ultimate protection

Part numbers

B4M-F11D0-V0-00	Aluminium
-----------------	-----------

Optional parts

B4J-F84P0-V0-00	Skid Plate
B4J-F84L0-V0-00	Front Brush Guard

Rear A-Arm Guards

These Genuine Yamaha guards add extra protection to the A-Arms, CVJ boot and axle components and utilize factory-integrated mounting points with OEM-level hardware.



- Tough 3mm thickness all-aluminum construction
- Billet machine spacers welded to the skid plate
- Recessed mounting hardware resists snags
- Clean-out port encourages self-draining and simplifies cleaning

Part numbers

B4M-F21A0-V0-00	Aluminium
-----------------	-----------

Optional parts

B4J-F84P0-V0-00	Skid Plate
B4J-F31A0-V0-00	Front A-Arm Guards



Soft Side Covers

Protects occupants against rain, wind, mud and light trail debris for a more relaxing and comfortable ride.

- Zippers operate with doors for easy in/out access
- Windows can be rolled up and secured with straps when not in use
- Quick snap-on/pull-off installation
- Attaches with hook-and-loop and permanent riveted snap buttons, removing the adhesive that gums up the panels and doors
- Made from durable Sur Last® 300 denier nylon and clear vinyl
- Fully resistant to rust and UV light
- Compatible with Soft Rear Window and fixed or folding Poly Windshield (all sold separately)
- For ultimate element protection, Poly Windshield is recommended
- Requires Hard Suntop
- Dealer installation recommended (drilling and riveting required)

Folding Polycarbonate Windshield

Made from shatter-resistant polycarbonate, the Yamaha Genuine Windshield is 300% more scratch resistant due to hard-coating on both sides.

- 4.7mm of optical-grade polycarbonate for superior clarity and rigidity
- Exclusive Yamaha-engineered toolless quick-release with glass-filled nylon clamps
- Seamless integration with the vehicle's hood and suntop for a perfect fit and superior sealing
- Designed to be trailered
- Works with the Genuine Yamaha Soft Enclosure Covers
- Not compatible with Hard Cab System Doors
- Replacement parts available:
Hood Bumper Kit: Part B4MK7240V000,
Latch Kit: Part B4MK7260V000, Clamps: Part BG4F72C2V000



Part numbers

B4M-F17B0-V0-00	Transparent
-----------------	-------------

Optional parts

B4M-K750A-V0-00	Sliding Glass Rear Window
B4M-K750A-T0-00	Soft Rear Window
B4M-F83J0-T0-00	Half Polycarbonate Windshield
B4J-F83J0-V0-00	Full Polycarbonate Windshield
B4M-F83J0-V0-00	Folding Polycarbonate Windshield

Conflicting parts

B4J-F83J0-T0-00	Glass Windshield with Wiper and Washer System
VPR-VRX20-23-00	Wolverine® RMAX™2 1000 - Soft Cabin Pack

Part numbers

B4M-F83J0-V0-00	Transparent
-----------------	-------------

Optional parts

B4M-K750A-V0-00	Sliding Glass Rear Window
B4M-K750A-T0-00	Soft Rear Window
B4M-F17B0-V0-00	Soft Side Covers

Conflicting parts

B4M-K85A0-V1-00	Hard Cab Front Door Kit
-----------------	-------------------------

Half Polycarbonate Windshield

Made from shatter-resistant polycarbonate, the Yamaha Genuine Windshield is 300% more scratch-resistant due to the super-hard coating on both sides.



- 4.7mm of optical-grade polycarbonate for superior clarity and rigidity
- Exclusive Yamaha-engineered tool-free quick-release with glass-filled nylon clamps
- Seamless integration with the vehicle's hood and suntop for a perfect fit and superior sealing
- Designed to be trailered
- Works with the Genuine Yamaha Soft Enclosure Covers
- Note: This windshield is not compatible with Hard Cab System Doors
- Replacement parts available:
 - Hood Bumper Kit: Part B4MK7240V000
 - Latch Kit: Part B4MK7260V000
 - Clamps: Part BG4F72C2V000

Glass Windshield with Wiper and Washer System

The Genuine Yamaha Glass Front Windshield utilizes laminated glass and features an integrated Wiper and Washer System.



- Constructed of 6mm thick laminated glass for the highest level of scratch resistance
- Washer System seamlessly mounts under Wolverine's hood
- Includes integrated pillar mounts for an OEM fit and finish for all wiring and mounting
- Designed to be trailered
- Works with Genuine Yamaha Hard Cab Enclosures
- Not compatible with the Soft Cab Covers
- Requires Suntop

Full Polycarbonate Windshield

Made from shatter-resistant polycarbonate, the Yamaha Genuine Windshield is 300% more scratch resistant due to hard-coating on both sides.



- 4.7mm of optical-grade polycarbonate for superior clarity and rigidity
- Exclusive Yamaha-engineered toolless quick-release with glass-filled nylon clamps
- Seamless integration with the vehicle's hood and suntop for a perfect fit and superior sealing
- Designed to be trailered
- Works with the Genuine Yamaha Soft Enclosure Covers
- Not compatible with Hard Cab System Doors
- Replacement parts available: Clamps: Part BG4F72C2V000

Part numbers

B4M-F83J0-T0-00 Transparent

Optional parts

B4M-K750A-V0-00 Sliding Glass Rear Window

B4M-K750A-T0-00 Soft Rear Window

B4M-F17B0-V0-00 Soft Side Covers

Conflicting parts

B4M-K85A0-V1-00 Hard Cab Front Door Kit

Part numbers

B4J-F83J0-T0-00 Transparent

Required parts

B4M-K85A0-V1-00 Hard Cab Front Door Kit

Optional parts

B4M-K750A-V0-00 Sliding Glass Rear Window

Conflicting parts

B4M-F17B0-V0-00 Soft Side Covers

Part numbers

B4J-F83J0-V0-00 Transparent

Optional parts

B4M-K750A-V0-00 Sliding Glass Rear Window

B4M-K750A-T0-00 Soft Rear Window

B4M-F17B0-V0-00 Soft Side Covers

Conflicting parts

B4M-K85A0-V1-00 Hard Cab Front Door Kit

Soft Rear Window

The Genuine Yamaha Soft Rear Window – designed to fit your Wolverine perfectly, while providing protection from the elements for your precious cargo. Works with the soft side enclosure, suntop and poly windshields for a complete enclosure.

- Window can be rolled up and secured with straps to increase ventilation or when not in use
- Quick snap-on/pull-off installation
- Attaches with hook-and-loop and riveted snap buttons
- Made from durable Sur Last® 300 denier nylon and clear vinyl
- Highly recommended to be used with Polycarbonate Front Fixed or Folding Windshield (all sold separately)
- Requires Hard Suntop
- Dealer installation recommended (drilling and riveting required)

Sliding Glass Rear Window

The Genuine Yamaha Sliding Glass Rear Window keeps the elements out, maximizes airflow and allows easy cargo access from inside the cab.

- Integrated mounting points make installation simple
- Strong window latch provides security against unauthorised entry and prevents opening in rough terrain
- Tough tempered and tinted glass
- Compatible with all Genuine Yamaha accessories

Hard Cab Front Door Kit

These Genuine Yamaha Hard Cab Front Doors are designed for the highest level of durability, comfort and function.

- Tempered and tinted glass windows
- Adjustable side windows – 3 positions
- Handy storage pocket in each door
- Dual-cast door latches inside and out
- Outside latch equipped with keyed lock
- Integrated mounting points make installation simple
- Includes latest-design door hinges
- Requires Polyethylene Suntop

**Part numbers**

B4M-K750A-T0-00	Transparent
-----------------	-------------

Required parts

B4M-K85A0-V1-00	Hard Cab Front Door Kit
-----------------	-------------------------

Optional parts

B4M-F17B0-V0-00	Soft Side Covers
-----------------	------------------

B4J-F83J0-V0-00	Full Polycarbonate Windshield
-----------------	-------------------------------

B4M-F83J0-V0-00	Folding Polycarbonate Windshield
-----------------	----------------------------------

Conflicting parts

B4M-K750A-V0-00	Sliding Glass Rear Window
-----------------	---------------------------

VPR-VRX20-23-00	Wolverine® RMAX™2 1000 - Soft Cabin Pack
-----------------	--

Part numbers

B4M-K750A-V0-00	Transparent
-----------------	-------------

Optional parts

B4J-F83J0-T0-00	Glass Windshield with Wiper and Washer System
-----------------	---

Conflicting parts

VPR-VRX20-12-30	Adventure Pack
-----------------	----------------

B4M-K750A-T0-00	Soft Rear Window
-----------------	------------------

VPR-VRX21-23-00	Wolverine® RMAX™2 1000 - Hard Cabin Pack
-----------------	--

Part numbers

B4M-K85A0-V1-00	Black
-----------------	-------

Required parts

B4M-K750A-T0-00	Soft Rear Window
-----------------	------------------

B4J-F83J0-T0-00	Glass Windshield with Wiper and Washer System
-----------------	---

Optional parts

B4J-K75L0-V0-00	Wolverine Cab Heater Kit
-----------------	--------------------------

Conflicting parts

VPR-VRX20-12-30	Adventure Pack
-----------------	----------------

B4M-F83J0-T0-00	Half Polycarbonate Windshield
-----------------	-------------------------------

B4J-F83J0-V0-00	Full Polycarbonate Windshield
-----------------	-------------------------------

VPR-VRX21-23-00	Wolverine® RMAX™2 1000 - Hard Cabin Pack
-----------------	--

B4M-F83J0-V0-00	Folding Polycarbonate Windshield
-----------------	----------------------------------

Rear Brush Guard

The Genuine Yamaha Rear Brush Guard provides additional protection for the tailgate and taillights while also supporting optional lighting additions.

- Integrated mounting points for a secure and easy installation
- Robust, extended design for additional protection at low level
- All-steel 38mm tubing with E-Coated and additional powder coating protection to match the unit's ROPS for exceptional durability
- Integrated mounting locations for optional Pod Lights:
Flood light: Part 2HC4104L000 (sold separately)



Part numbers

B4M-F85E0-V0-00 Black

Optional parts

2HC-H4104-L0-00 LED Light Flood

B4J-F84L0-V0-00 Front Brush Guard

Front A-Arm Guards

- Tough 3mm thickness all-aluminium construction
- Billet machine spacers welded to the skid plate
- Recessed mounting hardware resists snags
- Clean-out port encourages self-draining and simplifies cleaning



Part numbers

B4J-F31A0-V0-00 Aluminium

Optional parts

B4J-F84P0-V0-00 Skid Plate

B4M-F21A0-V0-00 Rear A-Arm Guards

Front Brush Guard

The Genuine Yamaha Front Brush Guard protects critical components like the front grill and headlights, but also enhances the overall styling of your Wolverine® RMAX™ 1000.

- Compatible with all Yamaha Genuine accessories
- Protects headlights and front body panels from trail debris
- All-steel 38mm E-Coated tubing with powder coating finish
- Seamless modular installation with the OE Front Bar Carry
- XT-R and Limited Edition Front Bar Carry covers will require trimming to fit
- Compatible with either Standard or Premium Front Grab Bars



Part numbers

B4J-F84L0-V0-00 Black

Optional parts

B4J-F84P0-V0-00 Skid Plate

B4M-F11D0-V0-00 Rock Sliders

B4J-H4010-V0-00 Front Pod Light Mount Kit

B4M-F85E0-V0-00 Rear Brush Guard

Conflicting parts

VPR-VRX20-12-30 Adventure Pack



Skid Plate

Built from Ultra High Molecular Weight Polyethylene (UHMWPE), this Skid Plate resists damage and helps the Wolverine easily slide over rocks. Steel or aluminum skid plates are loud and can bend and gouge while tackling rugged terrain, but these UHMWPE plates provide expectational protection while maintaining their integrity.

- Constructed from 9,6m of the tough, self-lubricating UHMWPE that is 55% stronger than HMWPE
- Integrated mounting points with no loose clamps or nuts
- Simple to remove and no loss of service access points
- Recessed corrosion-resistant hardware
- Compatible with Front Skid Plate, Rock Sliders and A-Arm guards

Front Skid Plate

The stylish aluminum Front Skid Plate protects the front drive components from trail debris.



- Hybrid design of 32mm brushed aluminum and 32mm of E-Coated and power-coated steel reinforce the plate for increased durability
- Style complements the RMAX look
- Integrated mounting locations make installation simple
- Maintains full function of tie down points
- Compatible with the UHMW Skid Plates

LED Light Flood

Provides additional visibility where the headlights cannot reach.

- 10W LED's with low power consumption
- Ideal in case you prefer wide beam visibility
- 360° adjustability
- Can be mounted on any flat area
- Sold per set and include a harness and switch
- 63mm



Part numbers

B4J-F84P0-V0-00	Black
-----------------	-------

Optional parts

B4J-F31A0-V0-00	Front A-Arm Guards
B4M-F11D0-V0-00	Rock Sliders
B4M-F21A0-V0-00	Rear A-Arm Guards
B4J-F84N0-V0-00	Front Skid Plate

Conflicting parts

VPR-VRX20-12-30	Adventure Pack
-----------------	----------------

Part numbers

B4J-F84N0-V0-00	Black
-----------------	-------

Optional parts

B4J-F84P0-V0-00	Skid Plate
-----------------	------------

Part numbers

ZHC-H4104-L0-00	Black
-----------------	-------

Optional parts

B4M-F85E0-V0-00	Rear Brush Guard
-----------------	------------------

60W Led light bar 15"

Drawing from our experience with Yamaha's YXZ1000R light bars, we are proud to offer this LED light Bar for your Wolverine X4. You get the complete lighting solution you would expect from Genuine Yamaha accessories but at a fraction of the cost.



- 12 - 5W Cree® LEDs
- Newly designed wide spot reflector for improved light dispersion
- 50,000 hour life span
- Aluminum extruded housing
- Custom Yamaha end caps
- Flexible mounting base with lateral mounting capability
- Vehicle wiring harness with roof grommet
- Illuminated 2-position switch
- Low power consumption
- Beam configuration: 4 wide spot, 4 spot, 4 wide spot (16")
- Includes mounts

Part numbers

BG4-H4104-V0-00 Black

Bed Lighting

The Bed Lighting will illuminate the Wolverine® RMAX™ 2 1000 and XZ 850 cargo beds when you're hunting, working or simply enjoying the trails at night.



- Excellent illumination with dual 5-Watt LED lights
- Integrated mounts in both the OE Suntop and the Hard Rear Window Kit accessory make for simple installation
- Blue LED backlit rocker switch matches OEM dash lights and mounts to integrated dash points
- Plug-and-Play wiring with all connectors factory fitted for simple installation

Part numbers

B4M-H54D0-V0-00 Black

Optional parts

B4J-H54C0-V0-00 Interior Footwell Light Kit

Lighted On Command Switch

Upgrade your Wolverine RMAX 1000 with this sleek blue LED Lighted On-Command switch for a high quality look and feel.



- Easy Plug and Play installation
- Complements the color scheme of the gauge
- Replaces the non-lighted On-Command switch

Part numbers

B4J-87280-00-00 Black

Optional parts

BG4-8250A-00-00 Speed Management Key

B4J-82526-00-00 LED Lighted Headlight Switch

LED Lighted Headlight Switch

The Lighted Headlight Switch upgrades the Standard Wolverine RMAX 1000 to the same switch found in the Special and Limited Edition units.



- Blue LED light complements the color scheme of the gauge
- Easy Plug and Play installation
- Replaces the non-lighted headlight switch

Part numbers

B4J-82526-00-00 Black

Optional parts

B4J-87280-10-00 Illuminated D-Mode Switch

BG4-8250A-00-00 Speed Management Key

B4J-87280-00-00 Lighted On Command Switch



Illuminated D-Mode Switch

Fine-tune how power is delivered in different terrains and conditions by upgrading your Wolverine RMAX 1000 with this illuminated D-Mode switch. Sport Mode provides the most exciting experience, while Trail Mode smooths out the ride for greater comfort and Crawl Mode transfers the power to the ground with maximum efficiency - for optimal traction.

- Back-lit switch complements the stylish colour of the gauge lighting
- Simple plug-and-play installation
- Sport - For making the most of performance and handling
- Trail - for a well-balanced and smoother response
- Crawl – for the smoothest throttle control at lower speeds

Part numbers

B4J-87280-10-00 Black

Optional parts

BG4-8250A-00-00 Speed Management Key
 B4J-82526-00-00 LED Lighted Headlight Switch

2nd Battery Kit

Enables the use of two batteries, saving the main battery for essential functions like starting



- simple electrical access point
- Includes cut-to-length wiring and mounting brackets
- No loss of cargo space as it mounts underneath the driver seat

Part numbers

BG4-H21B0-V0-00 Black

Speed Management Key

The Factory Yamaha Speed Management Key allows top speed limits to be set to cater for special requirements on job sites or individual operating conditions without affecting acceleration or pulling power. The key can be removed in either restricted or unrestricted mode to allow for owner-controlled operation.



- Full engine power while limiting speed to 25 mph
- Maintains full confidence in challenging terrains and retains entire 2,000 lbs of towing ability
- Works seamlessly with the YCCT system to prevent surging or any feeling of rev limitation
- Simple plug-and-play installation

Part numbers

BG4-8250A-00-00 Black

Optional parts

B4J-87280-10-00 Illuminated D-Mode Switch
 B4J-82526-00-00 LED Lighted Headlight Switch
 B4J-87280-00-00 Lighted On Command Switch

Accessory Power Lead Kit

The Accessory Power Lead Kit wires your preferred accessories to the unit's five pre-wired switched 12vdc power couplers which are located under the dash of all Wolverine models.



- Kit includes components for up to 5 accessories
 - 5 accessory leads
 - 10 heat shrink butt connectors
- No modification of OE wiring harness
- 20 amp combined maximum

Part numbers

B4J-H25B0-V0-00 Black

Interior Footwell Light Kit

The interior Footwell Light Kit upgrades the Wolverine RMAX 1000 that are not factory equipped with the blue LED interior lighting and provides an easy plug-and-play way to get this factory option on any model.



- Plug-and-play installation with integrated mounting location
- Key-on illumination

Part numbers

B4J-H54C0-V0-00	Black
-----------------	-------

Optional parts

B4M-H54D0-V0-00	Bed Lighting
-----------------	--------------

Front Pod Light Mount Kit

The Front Pod Light Mount Kit eases installation of up to four pod lights to the OE Front Grab Bar.



- Multiple angle adjustments of pod light to meet lighting needs
- With easy bolt-on, no modifications to the Front Grab Bar required
- Compatible with Accessory Front Grab Bar: Part #B4JF84L0V000 (sold separately)
- Allows for installation of 2 pod lights
- Recommended Pod Lights (sold separately): Flood light: Part 2HC4104L000
- Kit includes 2 brackets and necessary hardware

Part numbers

B4J-H4010-V0-00	Black
-----------------	-------

Optional parts

2HC-H4104-L0-00	LED Light Flood
B4J-F84L0-V0-00	Front Brush Guard

Wolverine Cab Heater Kit

Delivers extra warmth and comfort without sacrificing any cargo space. This great accessory produces heat via the engine coolant, using a new thermostat-bypass system. The heater vents, electrical fittings and mounting are all designed for a stylish look and feel.



- Thermostat bypass provides quick and constant warm air flow in all weathers
- Compact design to maximize available cargo space
- 4 vents - 2 for defrosting plus 2 dash/cab vents
- Integrated wire harness for immediate plug-and-play
- Designated mount and drill points for installing vents
- 3-position rocker control switch
- Vent/heater hose and clamps
- Kit includes all necessary installation hardware
- Dealer installation recommended

Part numbers

B4J-K75L0-V0-00	Black
-----------------	-------

Conflicting parts

VPR-VRX20-12-30	Adventure Pack
VPR-VRX21-23-00	Wolverine® RMAX™2 1000 - Hard Cabin Pack

Metric Tool Kit

Comprehensive tool set that prepares you for just about anything the road will throw at you..



- Includes ring, open end spanners 8, 10, 12 & 14, adjustable spanner, vice grips, 4 way Phillips, flat screw driver, sparkplug spanner and plu gap gauge
- Includes also a roll of black electrical tape, tyre pressure gauge, cable ties, wire, rag and #3, 4, 5 & 6 Allen keys
- Comes in a compact roll-up pouch
- Can easily be stowed away in your saddlebag, side case, top case, etc.

Part numbers

ABA-METRC-00-00 Black

YEC-50 Battery Charger UK SPEC

8-step charger that can charge the battery of your Yamaha motorcycle, scooter, ATV, SMB and/or marine products. Applicable to UK markets only.



- Unique battery charging technology. Fully automatic switch mode charger that analyses the state of the battery, charges and automatically switches to maintenance charging when ready
- Designed for safety: spark-free, protected from reverse polarity connections and short-circuit proof
- Light and compact; handy and easy to store
- Specially tested and approved by Yamaha service engineers to fit our range of motorcycles, scooters, ATV, SMB and other products
- 5 Amp maximum charge current
- Strongest in its class
- Shorter charging time
- Based on CTEK's test winning platform
- With UK-plug
- Combine it with the YEC quick connectors - the Built-in Panel Plug, Charger Indicator and Indicator Panel 150 - for reading the charge condition of your battery and/or for easier access between your Yamaha's battery and the YEC-50 charger

Part numbers

YME-YEC50-UK-10 Black

Yamaha Cam Buckles Tie-downs

Strong and durable straps to tie your Yamaha or any other big object down tightly when transporting it in a van or trailer.



- Ease of operation; simple tensioning and one finger release
- Built-in soft hook on the fixed end for looping around handlebars, frame tubes, triple-tree clamps and other structural parts
- Zinc cam buckle is foreseen with a pressure plate to reduce webbing abrasion
- Features the Yamaha logo at intervals
- Assembly strength: 540kg (1,200lb)
- Working load limit: 180kg (400lb)
- Sold per set of two

Part numbers

ACC-05558-40-28 Blue

Yamaha Ratcheting Tie-downs

Strong and durable straps to tie your Yamaha or any other big object down tightly when transporting it in a van or trailer.



- Ease of operation; simple tensioning and one finger release
- Built-in soft hook on the fixed end for looping around handlebars, frame tubes, triple-tree clamps and other structural parts
- Ratchet handle is foreseen of a rubber cover for a solid grip
- Features the Yamaha logo at intervals
- Assembly strength: 540kg (1,200lb)
- Working load limit: 180kg (400lb)
- Sold per set of two

Part numbers

ACC-05558-40-30 Blue

YEC-9 Battery Charger EU Spec

6-step charger that can charge the battery of your Yamaha motorcycle, scooter, ATV, SMB and/or marine products. Applicable to European markets only.



- With EU-plug
- Unique battery charging technology. Fully automatic switch mode charger that analyses the state of the battery, charges and automatically switches to maintenance charging when ready
- Designed for safety: spark-free, protected from reverse polarity connections and short-circuit proof
- Light and compact; handy and easy to store
- Specially tested and approved by Yamaha service engineers
- Includes battery testing and float maintenance
- Identifies fault battery
- Ensures full charge to prolong battery life time
- Based on CTEK's test winning charger platform
- Combine it with the YEC quick connectors - the Built-in Panel Plug, Charger Indicator and Indicator Panel 150 - for reading the charge condition of your battery and/or for easier access between your Yamaha's battery and the YEC-8 charger

Part numbers

YME-YEC09-EU-20 Black

Battery Charger CTEK CS ONE

Charger for all types of batteries. New durable design to make it easy to handle, with unique mounting system on the back for quick connection to CS accessories. It can be left safely connected for long periods during maintenance charging.



- Recond option to restore and recondition lead-acid batteries
- 12V supply to support the battery during service work and retain contact power to the vehicle during battery replacement / removal
- Wake up option to revive seemingly dead lithium and lead-acid batteries
- Advanced settings to monitor charger voltage & amperage

Part numbers

YME-YEC01-EU-00 Black



YEC-50 Charger EU Spec

8-step charger that can charge the battery of your Yamaha motorcycle, scooter, ATV, SMB and/or marine products.

- Unique battery charging technology
- Designed for safety
- Light and compact
- Specially tested and approved by Yamaha service engineers

Part numbers

YME-YEC50-EU-20 Black



Yamaha Sliding T-Driver Set

Very compact T-driver tool with all Yamaha size socket.

- Includes a 3/8" tip driver
- 8, 10, 12, 14, and 17mm sockets and 5 and 6mm hex bits and a #2 Phillips screwdriver bit
- A socket clip attaches to the driver to keep the sockets in order
- Rugged vinyl pouch keeps the tools protected

Part numbers

ACC-05558-40-67 Chrome



Battery Charger CTEK CS ONE

Charger for all types of batteries. New durable design to make it easy to handle, with unique mounting system on the back for quick connection to CS accessories. It can be left safely connected for long periods during maintenance charging.

- Recond option to restore and recharge lead-acid batteries
- 12V supply to support the battery during service work and retain contact power to the vehicle during battery replacement / removal
- Wake up option to revive seemingly dead lithium and lead-acid batteries
- Advanced settings to monitor charger voltage & amperage

Part numbers

YME-YEC01-UK-00 Black

50mm Tow Ball

Designed and engineered with the capability to tow E1-certified trailers.

- Easy to mount
- Fits all OEM tow hook brackets
- Fits 20mm and 25mm diameter
- Approved to E1 certification standard

Part numbers

YME-F85H0-00-01 Chrome



Heavy Duty Trailer Hitch

Allows to pull any trailer with a 50mm towball connection

- Installation in 5 seconds
- Several ways to fit on any ATV or Side by Side Vehicle
- 50mm towball included

Part numbers

ATY-W0789-01-00 Black



Winch with Synthetic Wire Rope by WARN®

Combining a powerful motor and smart digital contactor into one, the Motactor™ on the AXON Winch with 15,2 meter of Synthetic Rope is perfect for extreme environments.

- 3500lbs = 1588kg
- 6,4mm of Spydura synthetic rope
- Motactor™ simplifies winch installation by 50%
- Monitor speed, load and motor temperature from winch remote
- Load limiter prevents overloading winch damage
- Rigid all-metal, waterproof construction
- New clutch design based on legendary WARN® 4WD hub lock design

Part numbers

DBY-10583-00-00 Black



VRX Wiring Kit 4500

Kit includes everything needed to install a 4,500 lb. VRX Series winch

- Wired remote
- Unit-specific wiring and Yamaha connectors
- Dedicated location for dash mounted Carling rocker switch
- All necessary hardware and instructions

Part numbers

B4J-F28N0-V0-00 Black



Winch with Synthetic Wire Rope by WARN

Combining a powerful motor and smart digital contactor into one, the Motactor™ on the AXON Winch with 15,2 meter of Synthetic Rope is perfect for extreme environments

- 4500lbs = 2041kg
- 6,4 mm of Spydura synthetic rope
- Motactor™ simplifies winch installation by 50%
- Monitor speed, load and motor temperature from winch remote
- Load limiter prevents overloading winch damage
- Rigid all-metal, waterproof construction
- New clutch design based on legendary WARN® 4WD hub lock design

Part numbers

DBY-10058-40-00 Black

Required parts

B4J-F28N0-S0-00 AXON Winch Wiring Kit by WARN



Snow Plough Mount

The Genuine Yamaha Snow Plough Mount easily attaches to the Wolverine® RMAX™ 1000 without affecting terrain ability.

- Easy-on, easy-off rapid connection system
- No need to remove mounting during non-plowing seasons
- Front-mount systems offer the highest blade-lifting capability
- Compatible with WARN ProVantage Snow Plow components

**Part numbers**

B4J-F84Y0-V0-00	Black
-----------------	-------

AXON Winch Wiring Kit by WARN

Kit includes everything needed to install an AXON Series winch.

- Wired remote
- Unit-specific wiring and Yamaha connectors
- Dedicated location for dash mounted Carling rocker switch
- All necessary hardware and instructions

**Part numbers**

B4J-F28N0-S0-00	Black
-----------------	-------

Required parts

DBY-10583-00-00	Winch with Synthetic Wire Rope by WARN®
DBY-10058-40-00	Winch with Synthetic Wire Rope by WARN

Synthetic Wire Rope 4500lb

Direct replacement for the synthetic rope of the WARN® 4500 lb. winch.

- Replacement part

**Part numbers**

DBY-10097-50-00	Grey
-----------------	------

Wolverine® RMAX™2 1000



Wolverine® RMAX™2 1000 - Soft Cabin Pack

Upgrade your Side-by-Side with the Soft Cabin Pack for the Wolverine® RMAX™2 1000. Pack includes: Fixed Poly Windshield, Soft Cover Rear Window and Soft Side Covers.

- Durable construction.

Part numbers

VPR-VRX20-23-00

Conflicting parts

B4M-K750A-T0-00 Soft Rear Window

B4M-F17B0-V0-00 Soft Side Covers

B4J-F83J0-V0-00 Full Polycarbonate Windshield

Adventure Pack

Enhance the protection and usability of your Side-by-Side with the Adventure Pack for the Wolverine® RMAX™2 1000. Pack includes: Front Brush Guard, Centre frame Skid Plate and Rock Sliders,.

- Durable construction.

Part numbers

VPR-VRX20-12-30

Conflicting parts

B4J-F84P0-V0-00 Skid Plate

B4M-F11D0-V0-00 Rock Sliders

B4J-F84L0-V0-00 Front Brush Guard

Wolverine® RMAX™2 1000 - Hard Cabin Pack

Upgrade your Side-by-Side with the Hard Cabin Pack for the Wolverine® RMAX™2 1000 LE. Pack includes: Front Glass Windshield with Wiper, Rear Sliding Glass Window, Hard Cabin Front Doors and Cabin Heating Kit.

- Durable construction

Part numbers

VPR-VRX21-23-00

Conflicting parts

B4M-K750A-V0-00 Sliding Glass Rear Window

B4J-K75L0-V0-00 Wolverine Cab Heater Kit

B4M-K85A0-V1-00 Hard Cab Front Door Kit

B4J-F83J0-T0-00 Glass Windshield with Wiper and Washer System



ATV TEK FlexGrip™ Pro Single

Despite the bumpiest terrain your gun, bow, ice auger, etc. will be in the exact place you originally put it in by the end of your journey.

- Fits all Utility ATV Racks
- Fits any FlexGrip™ product
- Provides an additional 16" of horizontal adjustability once

Part numbers

ABA-FFG10-00-00 Black

Optional parts

ABA-FFG20-00-00 ATV TEK FlexGrip™ Pro Double

ABA-VFG20-00-00 ATV TEK V-Grip™ Double



ATV TEK FlexGrip™ Pro Double

The same benefits of the Pro Single but multiplied by two. Despite the bumpiest terrain your gun, bow, ice auger, etc. will be in the exact place you originally put it in by the end of your journey

- Fits any FlexGrip™ product
- Provides an additional 16" of horizontal adjustability once
- Fits all Utility ATV Racks

Part numbers

ABA-FFG20-00-00 Black

Optional parts

ABA-VFG20-00-00 ATV TEK V-Grip™ Double

ABA-FFG10-00-00 ATV TEK FlexGrip™ Pro Single

Conflicting parts

ABA-VFG20-00-00 ATV TEK V-Grip™ Double



Rear Cargo Box

Heavy-duty, durable cargo box allows you to take along all your essentials for the ride or the job at hand.

- Lockable and water resistant
- Integrated cup holders
- 91 liter
- No tools needed for installation and removal
- Works great with or without Yamaha's optional cab systems

Part numbers

B8K-F83P0-V0-00 Black

Optional parts

B4M-K75J0-V0-00 Spare Tyre Mount



ATV TEK V-Grip™ Double

A true custom fit for your tools that attaches to the FusionFit™ Bed Rail Attachment Kit. Experience effortless installation, solid mounting, and easily adjustable knobs for quick, tool-free alterations while on the move. Includes forks (2), mounting blocks (2), rubber snubbers (2), and all necessary mounting hardware for easy installation.

- Improved tubular and composite rack mounting system

Part numbers

ABA-VFG20-00-00 Black

Optional parts

ABA-FFG20-00-00 ATV TEK FlexGrip™ Pro Double

ABA-FFG10-00-00 ATV TEK FlexGrip™ Pro Single

Conflicting parts

ABA-FFG20-00-00 ATV TEK FlexGrip™ Pro Double

Wolverine Bed Extender

The Wolverine Bed Extender fits all 2018 and older models. Solid steel construction provides 8 additional tie-down points as well as additional storage area.



- 117% increase in storage area behind the rear seats of Wolverine X4 and RMAX4 models when carrying passengers in the rear seats
- 33% increase in storage area on Wolverine X2 and RMAX2 models
- Tool less removal and install with provided thumbscrews (after initial install is complete)

Part numbers

B4J-F84CA-V0-00 Black

Wire Rope by WARN® - 2500 lb

Direct replacement for the wire rope of the WARN® 2500 lb. winch.



- Durable construction

Part numbers

DBY-60076-00-00 Silver

Yamaha Center Mirror

Provide superior optical clarity and exceptional scratch resistance.



- Requires mounting bracket for installation
- Tool-less angle adjustment
- 38mm clamps
- Glass construction provide excellent optical clarity
- Scratch resistance and no disortion
- Composite polymer Injection molded body construction

Part numbers

BAS-F6206-V0-00 Black

Required parts

BAS-F621H-V0-00 Yamaha center mirror bracket
 BAS-K7135-V0-00 Yamaha Universal Mirror Clamp 38mm

Optional parts

BAS-F621H-V0-00 Yamaha center mirror bracket

Yamaha center mirror bracket

Provide superior optical clarity and exceptional scratch resistance.



- All steel construction for durability and minimal vibration
- Exceptional rust and weather durability by being both e-coated and powder coated
- No drilling required
- All hardware included

Part numbers

BAS-F621H-V0-00 Black

Light Duty Winch Accessory Kit by WARN®

The Warn® Light-Duty Winch Accessory Kit includes all of the essential tools needed to properly operate the WARN® winch.

The kit includes:

- Two (2) 1/2 inch (12.7 mm) shackles - 4,500 lb. (2,041 kg) weight rating.
- Two (2) 1 inch x 8' (25.4mm x 2.4m) tree trunk protectors.
- One (1) tool roll constructed of durable ballistic nylon with secure hook-endloop enclosures to strongly attach either ATV rack or SxS roll bar.
- Line damper for increased safety.
- Additional storage.



Part numbers

DBY-99901-00-00 Black

Spare Tyre Mount

The Genuine Yamaha Spare Tyre Mount securely installs to the bed of the Wolverine using all factory mounting points to hold up to a 32" tyre size.

- Fits a variety of wheels with up to a 32" tyre size
- Steel construction with satin powder coated finish
- Integrated mounting points make installation simple
- Bed-tilt function is not compromised
- Compatible with the Rear Cargo Box
- Note: Wheel and tyre are not included



Part numbers

B4M-K75J0-V0-00 Black

Optional parts

B8K-F83P0-V0-00 Rear Cargo Box

Yamaha Universal Mirror Clamp 38mm

Steel clamp will allow you to mount the Yamaha Center Mirror (sold separately) to any 38mm Bar

- Powder coated steel construction
- Simple 1 bolt installation
- Stainless Steel hardware
- Universal adjustment



Part numbers

BAS-K7135-V0-00 Black

Required parts

BAS-F6206-V0-00 Yamaha Center Mirror

Wolverine Side View Mirror Mounts

The all-new Yamaha Mirror Mount lineup features durable die-cast aluminum construction and seamless integration for Wolverine models.

- Durable construction



Part numbers

B4M-F6206-V0-00 Black

Side View Mirrors

The Yamaha-designed, developed, and tested Side View Mirrors provide an excellent view and unmatched durability. The wide-angle, distortion-free glass viewing area provides great clarity and rearward visibility. Automotive-style fold-away action provides added convenience when pulling in enclosed trailers or on tight trails by reducing the need to readjust the viewing area after folding back. Ultra-tough die-cast aluminum pivots provide the durability you come to expect from Yamaha.



- Mounts are sold separately and are model specific
- Scratch resistant glass
- Automotive Fold-away action
- Die-cast aluminium pivot mechanism
- Wide angle provides the optimal distortion-free view for off road use

Part numbers

B4M-F62A0-V0-00 Black

Side View Mirror Cab Mounts

The Yamaha Mirror Mount lineup is constructed from ultra-durable billet aluminum with matched black textured finish offering up superior performance and next-level integration for Wolverine models with cab enclosures.



- Durable construction

Part numbers

B4J-F6206-T0-00 Black

Synthetic Rope by WARN®-2500/3500 lb

Direct replacement for the synthetic rope of the WARN® 2500 and 3500 pound winch.



- Durable construction

Part numbers

GYT-05556-00-06 Grey

Aluminium Valve Cap Knurled Pattern

Yamaha-branded valve cap



- Billet aluminium valve cap with Yamaha logo
- Available in 3 colors: black, blue and red

Part numbers

90338-W1016-BL Black

90338-W1016-BU Blue

90338-W1016-RE Red



Aluminium Valve Cap Helical pattern

Yamaha-branded valve cap

- Billet aluminium valve cap with Yamaha logo
- Available in 3 colors: black, blue and red

Part numbers

90338-W1018-BU	Blue
90338-W1018-BL	Black
90338-W1018-RE	Red

Rock Sliders

These Genuine Yamaha Rock Sliders let you explore further - and more easily. They add a super-tough layer of extra protection to the vehicle's chassis and sides, so you can take on the roughest, most demanding trails with total confidence.



- 3mm thick reinforced steel withstands on-trail obstacles
- Full-length plated structure
- Integrated mounting locations make installation simple
- Stylish silver finish complements colour scheme of Wolverine® RMAX™ 2 1000
- Pair with Full Under Body UHMWPE Skid Plates (sold separately) for ultimate protection

Part numbers

B4M-F11D0-V0-00	Aluminium
-----------------	-----------

Optional parts

B4J-F84P0-V0-00	Skid Plate
B4J-F84L0-V0-00	Front Brush Guard

Rear A-Arm Guards

These Genuine Yamaha guards add extra protection to the A-Arms, CVJ boot and axle components and utilize factory-integrated mounting points with OEM-level hardware.



- Tough 3mm thickness all-aluminum construction
- Billet machine spacers welded to the skid plate
- Recessed mounting hardware resists snags
- Clean-out port encourages self-draining and simplifies cleaning

Part numbers

B4M-F21A0-V0-00	Aluminium
-----------------	-----------

Optional parts

B4J-F84P0-V0-00	Skid Plate
B4J-F31A0-V0-00	Front A-Arm Guards



Soft Side Covers

Protects occupants against rain, wind, mud and light trail debris for a more relaxing and comfortable ride.

- Zippers operate with doors for easy in/out access
- Windows can be rolled up and secured with straps when not in use
- Quick snap-on/pull-off installation
- Attaches with hook-and-loop and permanent riveted snap buttons, removing the adhesive that gums up the panels and doors
- Made from durable Sur Last® 300 denier nylon and clear vinyl
- Fully resistant to rust and UV light
- Compatible with Soft Rear Window and fixed or folding Poly Windshield (all sold separately)
- For ultimate element protection, Poly Windshield is recommended
- Requires Hard Suntop
- Dealer installation recommended (drilling and riveting required)

Folding Polycarbonate Windshield

Made from shatter-resistant polycarbonate, the Yamaha Genuine Windshield is 300% more scratch resistant due to hard-coating on both sides.

- 4.7mm of optical-grade polycarbonate for superior clarity and rigidity
- Exclusive Yamaha-engineered toolless quick-release with glass-filled nylon clamps
- Seamless integration with the vehicle's hood and suntop for a perfect fit and superior sealing
- Designed to be trailered
- Works with the Genuine Yamaha Soft Enclosure Covers
- Not compatible with Hard Cab System Doors
- Replacement parts available:
Hood Bumper Kit: Part B4MK7240V000,
Latch Kit: Part B4MK7260V000, Clamps:
Part BG4F72C2V000



Part numbers

B4M-F17B0-V0-00	Transparent
-----------------	-------------

Optional parts

B4M-K750A-V0-00	Sliding Glass Rear Window
B4M-K750A-T0-00	Soft Rear Window
B4M-F83J0-T0-00	Half Polycarbonate Windshield
B4J-F83J0-V0-00	Full Polycarbonate Windshield
B4M-F83J0-V0-00	Folding Polycarbonate Windshield

Conflicting parts

B4J-F83J0-T0-00	Glass Windshield with Wiper and Washer System
VPR-VRX20-23-00	Wolverine® RMAX™2 1000 - Soft Cabin Pack

Part numbers

B4M-F83J0-V0-00	Transparent
-----------------	-------------

Optional parts

B4M-K750A-V0-00	Sliding Glass Rear Window
B4M-K750A-T0-00	Soft Rear Window
B4M-F17B0-V0-00	Soft Side Covers

Conflicting parts

B4M-K85A0-V1-00	Hard Cab Front Door Kit
-----------------	-------------------------

Half Polycarbonate Windshield

Made from shatter-resistant polycarbonate, the Yamaha Genuine Windshield is 300% more scratch-resistant due to the super-hard coating on both sides.



- 4.7mm of optical-grade polycarbonate for superior clarity and rigidity
- Exclusive Yamaha-engineered tool-free quick-release with glass-filled nylon clamps
- Seamless integration with the vehicle's hood and suntop for a perfect fit and superior sealing
- Designed to be trailered
- Works with the Genuine Yamaha Soft Enclosure Covers
- Note: This windshield is not compatible with Hard Cab System Doors
- Replacement parts available:
 - Hood Bumper Kit: Part B4MK7240V000
 - Latch Kit: Part B4MK7260V000
 - Clamps: Part BG4F72C2V000

Glass Windshield with Wiper and Washer System

The Genuine Yamaha Glass Front Windshield utilizes laminated glass and features an integrated Wiper and Washer System.



- Constructed of 6mm thick laminated glass for the highest level of scratch resistance
- Washer System seamlessly mounts under Wolverine's hood
- Includes integrated pillar mounts for an OEM fit and finish for all wiring and mounting
- Designed to be trailered
- Works with Genuine Yamaha Hard Cab Enclosures
- Not compatible with the Soft Cab Covers
- Requires Suntop

Full Polycarbonate Windshield

Made from shatter-resistant polycarbonate, the Yamaha Genuine Windshield is 300% more scratch resistant due to hard-coating on both sides.



- 4.7mm of optical-grade polycarbonate for superior clarity and rigidity
- Exclusive Yamaha-engineered toolless quick-release with glass-filled nylon clamps
- Seamless integration with the vehicle's hood and suntop for a perfect fit and superior sealing
- Designed to be trailered
- Works with the Genuine Yamaha Soft Enclosure Covers
- Not compatible with Hard Cab System Doors
- Replacement parts available: Clamps: Part BG4F72C2V000

Part numbers

B4M-F83J0-T0-00	Transparent
-----------------	-------------

Optional parts

B4M-K750A-V0-00	Sliding Glass Rear Window
-----------------	---------------------------

B4M-K750A-T0-00	Soft Rear Window
-----------------	------------------

B4M-F17B0-V0-00	Soft Side Covers
-----------------	------------------

Conflicting parts

B4M-K85A0-V1-00	Hard Cab Front Door Kit
-----------------	-------------------------

Part numbers

B4J-F83J0-T0-00	Transparent
-----------------	-------------

Required parts

B4M-K85A0-V1-00	Hard Cab Front Door Kit
-----------------	-------------------------

Optional parts

B4M-K750A-V0-00	Sliding Glass Rear Window
-----------------	---------------------------

Conflicting parts

B4M-F17B0-V0-00	Soft Side Covers
-----------------	------------------

Part numbers

B4J-F83J0-V0-00	Transparent
-----------------	-------------

Optional parts

B4M-K750A-V0-00	Sliding Glass Rear Window
-----------------	---------------------------

B4M-K750A-T0-00	Soft Rear Window
-----------------	------------------

B4M-F17B0-V0-00	Soft Side Covers
-----------------	------------------

Conflicting parts

B4M-K85A0-V1-00	Hard Cab Front Door Kit
-----------------	-------------------------

Soft Rear Window

The Genuine Yamaha Soft Rear Window – designed to fit your Wolverine perfectly, while providing protection from the elements for your precious cargo. Works with the soft side enclosure, suntop and poly windshields for a complete enclosure.

- Window can be rolled up and secured with straps to increase ventilation or when not in use
- Quick snap-on/pull-off installation
- Attaches with hook-and-loop and riveted snap buttons
- Made from durable Sur Last® 300 denier nylon and clear vinyl
- Highly recommended to be used with Polycarbonate Front Fixed or Folding Windshield (all sold separately)
- Requires Hard Suntop
- Dealer installation recommended (drilling and riveting required)

Sliding Glass Rear Window

The Genuine Yamaha Sliding Glass Rear Window keeps the elements out, maximizes airflow and allows easy cargo access from inside the cab.

- Integrated mounting points make installation simple
- Strong window latch provides security against unauthorised entry and prevents opening in rough terrain
- Tough tempered and tinted glass
- Compatible with all Genuine Yamaha accessories

Hard Cab Front Door Kit

These Genuine Yamaha Hard Cab Front Doors are designed for the highest level of durability, comfort and function.

- Tempered and tinted glass windows
- Adjustable side windows – 3 positions
- Handy storage pocket in each door
- Dual-cast door latches inside and out
- Outside latch equipped with keyed lock
- Integrated mounting points make installation simple
- Includes latest-design door hinges
- Requires Polyethylene Suntop

Part numbers

B4M-K750A-T0-00 Transparent

Required parts

B4M-K85A0-V1-00 Hard Cab Front Door Kit

Optional parts

B4M-F17B0-V0-00 Soft Side Covers

B4J-F83J0-V0-00 Full Polycarbonate Windshield

B4M-F83J0-V0-00 Folding Polycarbonate Windshield

Conflicting parts

B4M-K750A-V0-00 Sliding Glass Rear Window

VPR-VRX20-23-00 Wolverine® RMAX™2 1000 - Soft Cabin Pack

Part numbers

B4M-K750A-V0-00 Transparent

Optional parts

B4J-F83J0-T0-00 Glass Windshield with Wiper and Washer System

Conflicting parts

VPR-VRX20-12-30 Adventure Pack

B4M-K750A-T0-00 Soft Rear Window

VPR-VRX21-23-00 Wolverine® RMAX™2 1000 - Hard Cabin Pack

Part numbers

B4M-K85A0-V1-00 Black

Required parts

B4M-K750A-T0-00 Soft Rear Window

B4J-F83J0-T0-00 Glass Windshield with Wiper and Washer System

Optional parts

B4J-K75L0-V0-00 Wolverine Cab Heater Kit

Conflicting parts

VPR-VRX20-12-30 Adventure Pack

B4M-F83J0-T0-00 Half Polycarbonate Windshield

B4J-F83J0-V0-00 Full Polycarbonate Windshield

VPR-VRX21-23-00 Wolverine® RMAX™2 1000 - Hard Cabin Pack

B4M-F83J0-V0-00 Folding Polycarbonate Windshield



Rear Brush Guard

The Genuine Yamaha Rear Brush Guard provides additional protection for the tailgate and taillights while also supporting optional lighting additions.

- Integrated mounting points for a secure and easy installation
- Robust, extended design for additional protection at low level
- All-steel 38mm tubing with E-Coated and additional powder coating protection to match the unit's ROPS for exceptional durability
- Integrated mounting locations for optional Pod Lights:
Flood light: Part 2HCH4104L000 (sold separately)

**Part numbers**

B4M-F85E0-V0-00	Black
-----------------	-------

Optional parts

2HC-H4104-L0-00	LED Light Flood
B4J-F84L0-V0-00	Front Brush Guard

Front A-Arm Guards

- Tough 3mm thickness all-aluminum construction
- Billet machine spacers welded to the skid plate
- Recessed mounting hardware resists snags
- Clean-out port encourages self-draining and simplifies cleaning

**Part numbers**

B4J-F31A0-V0-00	Aluminium
-----------------	-----------

Optional parts

B4J-F84P0-V0-00	Skid Plate
B4M-F21A0-V0-00	Rear A-Arm Guards

Front Brush Guard

The Genuine Yamaha Front Brush Guard protects critical components like the front grill and headlights, but also enhances the overall styling of your Wolverine® RMAX™ 1000.

- Compatible with all Yamaha Genuine accessories
- Protects headlights and front body panels from trail debris
- All-steel 38mm E-Coated tubing with powder coating finish
- Seamless modular installation with the OE Front Bar Carry
- XT-R and Limited Edition Front Bar Carry covers will require trimming to fit
- Compatible with either Standard or Premium Front Grab Bars

**Part numbers**

B4J-F84L0-V0-00	Black
-----------------	-------

Optional parts

B4J-F84P0-V0-00	Skid Plate
B4M-F11D0-V0-00	Rock Sliders
B4J-H4010-V0-00	Front Pod Light Mount Kit
B4M-F85E0-V0-00	Rear Brush Guard

Conflicting parts

VPR-VRX20-12-30	Adventure Pack
-----------------	----------------

Skid Plate

Built from Ultra High Molecular Weight Polyethylene (UHMWPE), this Skid Plate resists damage and helps the Wolverine easily slide over rocks. Steel or aluminum skid plates are loud and can bend and gouge while tackling rugged terrain, but these UHMWPE plates provide expectational protection while maintaining their integrity.

- Constructed from 9,6m of the tough, self-lubricating UHMWPE that is 55% stronger than HMWPE
- Integrated mounting points with no loose clamps or nuts
- Simple to remove and no loss of service access points
- Recessed corrosion-resistant hardware
- Compatible with Front Skid Plate, Rock Sliders and A-Arm guards

Front Skid Plate

The stylish aluminum Front Skid Plate protects the front drive components from trail debris.

- Hybrid design of 32mm brushed aluminum and 32mm of E-Coated and power-coated steel reinforce the plate for increased durability
- Style complements the RMAX look
- Integrated mounting locations make installation simple
- Maintains full function of tie down points
- Compatible with the UHMW Skid Plates

LED Light Flood

Provides additional visibility where the headlights cannot reach.

- 10W LED's with low power consumption
- Ideal in case you prefer wide beam visibility
- 360° adjustability
- Can be mounted on any flat area
- Sold per set and include a harness and switch
- 63mm

Part numbers

B4J-F84P0-V0-00 Black

Optional parts

B4J-F31A0-V0-00 Front A-Arm Guards

B4M-F11D0-V0-00 Rock Sliders

B4M-F21A0-V0-00 Rear A-Arm Guards

B4J-F84N0-V0-00 Front Skid Plate

Conflicting parts

VPR-VRX20-12-30 Adventure Pack

Part numbers

B4J-F84N0-V0-00 Black

Optional parts


B4J-F84P0-V0-00 Skid Plate

Part numbers

2HC-H4104-L0-00 Black

Optional parts

B4M-F85E0-V0-00 Rear Brush Guard





60W Led light bar 15"

Drawing from our experience with Yamaha's YXZ1000R light bars, we are proud to offer this LED light Bar for your Wolverine X4. You get the complete lighting solution you would expect from Genuine Yamaha accessories but at a fraction of the cost.

- 12 - 5W Cree® LEDs
- Newly designed wide spot reflector for improved light dispersion
- 50,000 hour life span
- Aluminum extruded housing
- Custom Yamaha end caps
- Flexible mounting base with lateral mounting capability
- Vehicle wiring harness with roof grommet
- Illuminated 2-position switch
- Low power consumption
- Beam configuration: 4 wide spot, 4 spot, 4 wide spot (16")
- Includes mounts

Bed Lighting

The Bed Lighting will illuminate the Wolverine® RMAX™ 2 1000 and XZ 850 cargo beds when you're hunting, working or simply enjoying the trails at night.

- Excellent illumination with dual 5-Watt LED lights
- Integrated mounts in both the OE Suntop and the Hard Rear Window Kit accessory make for simple installation
- Blue LED backlit rocker switch matches OEM dash lights and mounts to integrated dash points
- Plug-and-Play wiring with all connectors factory fitted for simple installation



Lighted On Command Switch

Upgrade your Wolverine RMAX 1000 with this sleek blue LED Lighted On-Command switch for a high quality look and feel.

- Easy Plug and Play installation
- Complements the color scheme of the gauge
- Replaces the non-lighted On-Command switch



LED Lighted Headlight Switch

The Lighted Headlight Switch upgrades the Standard Wolverine RMAX 1000 to the same switch found in the Special and Limited Edition units.

- Blue LED light complements the color scheme of the gauge
- Easy Plug and Play installation
- Replaces the non-lighted headlight switch



Part numbers

BG4-H4104-V0-00 Black

Part numbers

B4M-H54D0-V0-00 Black

Optional parts

B4J-H54C0-V0-00 Interior Footwell Light Kit

Part numbers

B4J-87280-00-00 Black

Optional parts

BG4-8250A-00-00 Speed Management Key

B4J-82526-00-00 LED Lighted Headlight Switch

Part numbers

B4J-82526-00-00 Black

Optional parts

B4J-87280-10-00 Illuminated D-Mode Switch

BG4-8250A-00-00 Speed Management Key

B4J-87280-00-00 Lighted On Command Switch

Illuminated D-Mode Switch

Fine-tune how power is delivered in different terrains and conditions by upgrading your Wolverine RMAX 1000 with this illuminated D-Mode switch. Sport Mode provides the most exciting experience, while Trail Mode smooths out the ride for greater comfort and Crawl Mode transfers the power to the ground with maximum efficiency - for optimal traction.



- Back-lit switch complements the stylish colour of the gauge lighting
- Simple plug-and-play installation
- Sport - For making the most of performance and handling
- Trail - For a well-balanced and smoother response
- Crawl – for the smoothest throttle control at lower speeds

2nd Battery Kit

Enables the use of two batteries, saving the main battery for essential functions like starting



- simple electrical access point
- Includes cut-to-length wiring and mounting brackets
- No loss of cargo space as it mounts underneath the driver seat

Speed Management Key

The Factory Yamaha Speed Management Key allows top speed limits to be set to cater for special requirements on job sites or individual operating conditions without affecting acceleration or pulling power. The key can be removed in either restricted or unrestricted mode to allow for owner-controlled operation.



- Full engine power while limiting speed to 25 mph
- Maintains full confidence in challenging terrains and retains entire 2,000 lbs of towing ability
- Works seamlessly with the YCCT system to prevent surging or any feeling of rev limitation
- Simple plug-and-play installation

Accessory Power Lead Kit

The Accessory Power Lead Kit wires your preferred accessories to the unit's five pre-wired switched 12vdc power couplers which are located under the dash of all Wolverine models.



- Kit includes components for up 5 accessories
 - 5 accessory leads
 - 10 heat shrink butt connectors
- No modification of OE wiring harness
- 20 amp combined maximum

Part numbers

B4J-87280-10-00 Black

Optional parts

BG4-8250A-00-00 Speed Management Key
 B4J-82526-00-00 LED Lighted Headlight Switch

Part numbers

BG4-H21B0-V0-00 Black

Part numbers

BG4-8250A-00-00 Black

Optional parts

B4J-87280-10-00 Illuminated D-Mode Switch
 B4J-82526-00-00 LED Lighted Headlight Switch
 B4J-87280-00-00 Lighted On Command Switch

Part numbers

B4J-H25B0-V0-00 Black

Interior Footwell Light Kit

The interior Footwell Light Kit upgrades the Wolverine RMAX 1000 that are not factory equipped with the blue LED interior lighting and provides an easy plug-and-play way to get this factory option on any model.



- Plug-and-play installation with integrated mounting location
- Key-on illumination

Front Pod Light Mount Kit

The Front Pod Light Mount Kit eases installation of up to four pod lights to the OE Front Grab Bar.



- Multiple angle adjustments of pod light to meet lighting needs
- With easy bolt-on, no modifications to the Front Grab Bar required
- Compatible with Accessory Front Grab Bar: Part #B4JF84L0V000 (sold separately)
- Allows for installation of 2 pod lights
- Recommended Pod Lights (sold separately): Flood light: Part 2HCH4104L000
- Kit includes 2 brackets and necessary hardware

Wolverine Cab Heater Kit

Delivers extra warmth and comfort without sacrificing any cargo space. This great accessory produces heat via the engine coolant, using a new thermostat-bypass system. The heater vents, electrical fittings and mounting are all designed for a stylish look and feel.



- Thermostat bypass provides quick and constant warm air flow in all weathers
- Compact design to maximize available cargo space
- 4 vents - 2 for defrosting plus 2 dash/cab vents
- Integrated wire harness for immediate plug-and-play
- Designated mount and drill points for installing vents
- 3-position rocker control switch
- Vent/heater hose and clamps
- Kit includes all necessary installation hardware
- Dealer installation recommended

Part numbers

B4J-H54C0-V0-00	Black
-----------------	-------

Optional parts

B4M-H54D0-V0-00	Bed Lighting
-----------------	--------------

Part numbers

B4J-H4010-V0-00	Black
-----------------	-------

Optional parts

2HC-H4104-L0-00	LED Light Flood
-----------------	-----------------

B4J-F84L0-V0-00	Front Brush Guard
-----------------	-------------------

Part numbers

B4J-K75L0-V0-00	Black
-----------------	-------

Conflicting parts

VPR-VRX20-12-30	Adventure Pack
-----------------	----------------

VPR-VRX21-23-00	Wolverine® RMAX™2 1000 - Hard Cabin Pack
-----------------	--



Metric Tool Kit

Comprehensive tool set that prepares you for just about anything the road will throw at you..

- Includes ring, open end spanners 8, 10, 12 & 14, adjustable spanner, vice grips, 4 way Phillips, flat screw driver, sparkplug spanner and plu gap guage
- Includes also a roll of black electrical tape, tyre pressure gauge, cable ties, wire, rag and #3, 4, 5 & 6 Allen keys
- Comes in a compact roll-up pouch
- Can easily be stowed away in your saddlebag, side case, top case, etc.

Part numbers

ABA-METRC-00-00 Black



YEC-50 Battery Charger UK SPEC

8-step charger that can charge the battery of your Yamaha motorcycle, scooter, ATV, SMB and/or marine products. Applicable to UK markets only.

- Unique battery charging technology. Fully automatic switch mode charger that analyses the state of the battery, charges and automatically switches to maintenance charging when ready
- Designed for safety: spark-free, protected from reverse polarity connections and short-circuit proof
- Light and compact; handy and easy to store
- Specially tested and approved by Yamaha service engineers to fit our range of motorcycles, scooters, ATV, SMB and other products
- 5 Amp maximum charge current
- Strongest in its class
- Shorter charging time
- Based on CTEK's test winning platform
- With UK-plug
- Combine it with the YEC quick connectors - the Built-in Panel Plug, Charger Indicator and Indicator Panel 150 - for reading the charge condition of your battery and/or for easier access between your Yamaha's battery and the YEC-50 charger

Part numbers

YME-YEC50-UK-10 Black



Yamaha Cam Buckles Tie-downs

Strong and durable straps to tie your Yamaha or any other big object down tightly when transporting it in a van or trailer.

- Ease of operation; simple tensioning and one finger release
- Built-in soft hook on the fixed end for looping around handlebars, frame tubes, triple-tree clamps and other structural parts
- Zinc cam buckle is foreseen with a pressure plate to reduce webbing abrasion
- Features the Yamaha logo at intervals
- Assembly strength: 540kg (1,200lb)
- Working load limit: 180kg (400lb)
- Sold per set of two

Part numbers

ACC-05558-40-28 Blue

Yamaha Ratcheting Tie-downs

Strong and durable straps to tie your Yamaha or any other big object down tightly when transporting it in a van or trailer.



- Ease of operation; simple tensioning and one finger release
- Built-in soft hook on the fixed end for looping around handlebars, frame tubes, triple-tree clamps and other structural parts
- Ratchet handle is foreseen of a rubber cover for a solid grip
- Features the Yamaha logo at intervals
- Assembly strength: 540kg (1,200lb)
- Working load limit: 180kg (400lb)
- Sold per set of two

Part numbers

ACC-05558-40-30 Blue

Battery Charger CTEK CS ONE

Charger for all types of batteries. New durable design to make it easy to handle, with unique mounting system on the back for quick connection to CS accessories. It can be left safely connected for long periods during maintenance charging.



- Recond option to restore and recondition lead-acid batteries
- 12V supply to support the battery during service work and retain contact power to the vehicle during battery replacement / removal
- Wake up option to revive seemingly dead lithium and lead-acid batteries
- Advanced settings to monitor charger voltage & amperage

Part numbers

YME-YEC01-EU-00 Black

YEC-50 Charger EU Spec

8-step charger that can charge the battery of your Yamaha motorcycle, scooter, ATV, SMB and/or marine products.



- Unique battery charging technology
- Designed for safety
- Light and compact
- Specially tested and approved by Yamaha service engineers

Part numbers

YME-YEC50-EU-20 Black

Yamaha Sliding T-Driver Set

Very compact T-driver tool with all Yamaha size socket.



- Includes a 3/8" tip driver
- 8, 10, 12, 14, and 17mm sockets and 5 and 6mm hex bits and a #2 Phillips screwdriver bit
- A socket clip attaches to the driver to keep the sockets in order
- Rugged vinyl pouch keeps the tools protected

Part numbers

ACC-05558-40-67 Chrome

Battery Charger CTEK CS ONE

Charger for all types of batteries. New durable design to make it easy to handle, with unique mounting system on the back for quick connection to CS accessories. It can be left safely connected for long periods during maintenance charging.



- Recond option to restore and recondition lead-acid batteries
- 12V supply to support the battery during service work and retain contact power to the vehicle during battery replacement / removal
- Wake up option to revive seemingly dead lithium and lead-acid batteries
- Advanced settings to monitor charger voltage & amperage

Part numbers

YME-YEC01-UK-00 Black

50mm Tow Ball

Designed and engineered with the capability to tow E1-certified trailers.



- Easy to mount
- Fits all OEM tow hook brackets
- Fits 20mm and 25mm diameter
- Approved to E1 certification standard

Part numbers

YME-F85H0-00-01 Chrome

Heavy Duty Trailer Hitch

Allows to pull any trailer with a 50mm towball connection



- Installation in 5 seconds
- Several ways to fit on any ATV or Side by Side Vehicle
- 50mm towball included

Part numbers

ATV-W0789-01-00 Black

Winch with Synthetic Wire Rope by WARN®

Combining a powerful motor and smart digital contactor into one, the Motactor™ on the AXON Winch with 15,2 meter of Synthetic Rope is perfect for extreme environments.



- 3500lbs = 1588kg
- 6,4mm of Spydura synthetic rope
- Motactor™ simplifies winch installation by 50%
- Monitor speed, load and motor temperature from winch remote
- Load limiter prevents overloading winch damage
- Rigid all-metal, waterproof construction
- New clutch design based on legendary WARN® 4WD hub lock design

Part numbers

DBY-10583-00-00 Black

VRX Wiring Kit 4500

Kit includes everything needed to install a 4,500 lb. VRX Series winch

- Wired remote
- Unit-specific wiring and Yamaha connectors
- Dedicated location for dash mounted Carling rocker switch
- All necessary hardware and instructions

**Part numbers**

B4J-F28N0-V0-00	Black
-----------------	-------

Winch with Synthetic Wire Rope by WARN

Combining a powerful motor and smart digital contactor into one, the Motactor™ on the AXON Winch with 15,2 meter of Synthetic Rope is perfect for extreme environments

- 4500lbs = 2041kg
- 6,4 mm of Spydura synthetic rope
- Motactor™ simplifies winch installation by 50%
- Monitor speed, load and motor temperature from winch remote
- Load limiter prevents overloading winch damage
- Rigid all-metal, waterproof construction
- New clutch design based on legendary WARN® 4WD hub lock design

Part numbers

DBY-10058-40-00	Black
-----------------	-------

Required parts

B4J-F28N0-S0-00	AXON Winch Wiring Kit by WARN
-----------------	-------------------------------

**Snow Plough Mount**

The Genuine Yamaha Snow Plough Mount easily attaches to the Wolverine® RMAX™ 1000 without affecting terrain ability.

- Easy-on, easy-off rapid connection system
- No need to remove mounting during non-plowing seasons
- Front-mount systems offer the highest blade-lifting capability
- Compatible with WARN ProVantage Snow Plow components

Part numbers

B4J-F84Y0-V0-00	Black
-----------------	-------

**AXON Winch Wiring Kit by WARN**

Kit includes everything needed to install an AXON Series winch.

- Wired remote
- Unit-specific wiring and Yamaha connectors
- Dedicated location for dash mounted Carling rocker switch
- All necessary hardware and instructions

Part numbers

B4J-F28N0-S0-00	Black
-----------------	-------

Required parts

DBY-10583-00-00	Winch with Synthetic Wire Rope by WARN®
-----------------	---

DBY-10058-40-00	Winch with Synthetic Wire Rope by WARN
-----------------	--



Synthetic Wire Rope 4500lb

Direct replacement for the synthetic rope of the WARN® 4500 lb. winch.

Part numbers

DBY-10097-50-00 Grey

- Replacement part



Wolverine® X4 850 SE



Wolverine® X4 850 - Hard Cabin Pack

Upgrade your Side-by-Side with the Hard Cabin Pack for the Wolverine® X4 850. Pack includes: Front Glass Windshield with Wiper, Flip up Glass Rear Window, Hard Cabin Front and rear Doors and Cabin Heating Kit.

- Durable construction.



Part numbers

VPR-VWX41-23-00

Conflicting parts

B4J-K750A-T0-00	Flip up Glass Rear Window
B4J-K75L0-V0-00	Wolverine Cab Heater Kit
B4J-F83J0-T0-00	Glass Windshield with Wiper and Washer System

Wolverine® X4 850 - Soft Cabin Pack

Upgrade your Side-by-Side with the Soft Cabin Pack for the Wolverine® X4 850. Pack includes: Fixed Poly Windshield, Soft Cover Rear Window and Soft Side Covers.

- Durable construction.



Part numbers

VPR-VWX40-23-00

Conflicting parts

BAR-F17B0-V0-00	Soft Side Covers
B4J-F83J0-T0-00	Glass Windshield with Wiper and Washer System
B4J-K750A-V0-00	Soft Rear Window

ATV TEK FlexGrip™ Pro Single

Despite the bumpiest terrain your gun, bow, ice auger, etc. will be in the exact place you originally put it in by the end of your journey.

- Fits all Utility ATV Racks
- Fits any FlexGrip™ product
- Provides an additional 16" of horizontal adjustability once



Part numbers

ABA-FFG10-00-00 Black

Optional parts

ABA-FFG20-00-00	ATV TEK FlexGrip™ Pro Double
ABA-VFG20-00-00	ATV TEK V-Grip™ Double



ATV TEK FlexGrip™ Pro Double

The same benefits of the Pro Single but multiplied by two. Despite the bumpiest terrain your gun, bow, ice auger, etc. will be in the exact place you originally put it in by the end of your journey

- Fits any FlexGrip™ product
- Provides an additional 16" of horizontal adjustability once
- Fits all Utility ATV Racks

Part numbers

ABA-FFG20-00-00 Black

Optional parts

ABA-VFG20-00-00 ATV TEK V-Grip™ Double

ABA-FFG10-00-00 ATV TEK FlexGrip™ Pro Single

Conflicting parts

ABA-VFG20-00-00 ATV TEK V-Grip™ Double



ATV TEK V-Grip™ Double

A true custom fit for your tools that attaches to the FusionFit™ Bed Rail Attachment Kit. Experience effortless installation, solid mounting, and easily adjustable knobs for quick, tool-free alterations while on the move. Includes forks (2), mounting blocks (2), rubber snubbers (2), and all necessary mounting hardware for easy installation.

- Improved tubular and composite rack mounting system

Part numbers

ABA-VFG20-00-00 Black

Optional parts

ABA-FFG20-00-00 ATV TEK FlexGrip™ Pro Double

ABA-FFG10-00-00 ATV TEK FlexGrip™ Pro Single

Conflicting parts

ABA-FFG20-00-00 ATV TEK FlexGrip™ Pro Double



Rear Cargo Box

Provide maximum storage space without sacrificing the versatility of your Wolverine X4 as it fits perfectly in the rear cargo area. This lockable box works great with or without Yamaha's cab systems.

- Lockable and water-resistant
- Replaces tailgate for maximum storage
- 105 liter space
- Works great with or without Yamaha's cab systems.

Part numbers

BG4-F83P0-V0-00 Black



Wolverine Bed Extender

The Wolverine Bed Extender fits all 2018 and older models. Solid steel construction provides 8 additional tie-down points as well as additional storage area.

- 117% increase in storage area behind the rear seats of Wolverine X4 and RMAX4 models when carrying passengers in the rear seats
- 33% increase in storage area on Wolverine X2 and RMAX2 models
- Tool less removal and install with provided thumbscrews (after initial install is complete)

Part numbers

B4J-F84CA-V0-00 Black



Soft Side Cooler

Ideal for keeping your beverages and snacks cool while out on the trail, on the water or for any other outdoor activity.

- Includes a shoulder strap
- Includes Yamaha logo bottle opener
- Waterproof liner and high-density insulation
- Zippered storage compartment easily holds 24 cans including ice
- Securely held with a four point, quick release tie-down

Part numbers

B8K-F847U-V0-00 Black



Wire Rope by WARN® - 2500 lb

Direct replacement for the wire rope of the WARN® 2500 lb. winch.

- Durable construction

Part numbers

DBY-60076-00-00 Silver



Yamaha Center Mirror

Provide superior optical clarity and exceptional scratch resistance.

- Requires mounting bracket for installation
- Tool-less angle adjustment
- 38mm clamps
- Glass construction provide excellent optical clarity
- Scratch resistance and no distortion
- Composite polymer Injection molded body construction

Part numbers

BAS-F6206-V0-00 Black

Required parts

BAS-F621H-V0-00 Yamaha center mirror bracket
 BAS-K7135-V0-00 Yamaha Universal Mirror Clamp 38mm

Optional parts

BAS-F621H-V0-00 Yamaha center mirror bracket



Yamaha center mirror bracket

Provide superior optical clarity and exceptional scratch resistance.

- All steel construction for durability and minimal vibration
- Exceptional rust and weather durability by being both e-coated and powder coated
- No drilling required
- All hardware included

Part numbers

BAS-F621H-V0-00 Black



Centre Mount Mirror

Extra strong and durable mirror.

- Polymer housing for strength, durability and light weight
- Includes CNC-machined from 6061 T6 aluminum Assault Industries® 38mm bracket
- Trail-tested to cope with harsh rides
- Developed by Assault Industries®

Part numbers

B85-F6206-V0-00 Black



Light Duty Winch Accessory Kit by WARN®

The Warn® Light-Duty Winch Accessory Kit includes all of the essential tools needed to properly operate the WARN® winch.

The kit includes:

- Two (2) 1/2 inch (12.7 mm) shackles - 4,500 lb. (2,041 kg) weight rating.
- Two (2) 1 inch x 8' (25.4mm x 2.4m) tree trunk protectors.
- One (1) tool roll constructed of durable ballistic nylon with secure hook-endloop enclosures to strongly attach either ATV rack or SxS roll bar.
- Line damper for increased safety.
- Additional storage.

Part numbers

DBY-99901-00-00 Black



Rear Over Fenders Kit

Provides additional protection from mud, water, and debris. Designed to integrate with the styling of the Wolverine® X4.

- Includes both left and right side
- Made from a durable, injection-moulded polypropylene material
- Designed to integrate with the styling of the Wolverine® X4
- Bolts to the unit for secure attachment
- Note: Drilling of fenders required for installation

Part numbers

BG4-F15E0-S0-00 Black

Optional parts

BG4-F15E0-T0-00 Front Over Fenders Kit



Oversize Tire Clutch Kit

Yamaha has created a new alternate weight clutch kit to keep optimal clutch performance when installing oversize tires. Everything you need to change the clutch weights are included in this kit.

- Includes all Yamaha Genuine factory parts
- With oversized wheels and tires
- Optimizes low speed clutch operation when installed

Part numbers

BG4-E63H0-V0-00 Black



Front Over Fenders Kit

Provides additional protection from mud, water, and debris. Designed to integrate with the styling of the Wolverine® X4 and X2

- Includes both left and right side
- Made from a durable, injection-moulded polypropylene material
- Designed to integrate with the styling of the Wolverine® X4 and X2
- Bolts to the unit for secure attachment
- Note: Drilling of fenders required for installation

Part numbers

BG4-F15E0-T0-00 Black

Optional parts

BG4-F15E0-S0-00 Rear Over Fenders Kit



Yamaha Universal Mirror Clamp 38mm

Steel clamp will allow you to mount the Yamaha Center Mirror (sold separately) to any 38mm Bar

- Powder coated steel construction
- Simple 1 bolt installation
- Stainless Steel hardware
- Universal adjustment

Part numbers

BAS-K7135-V0-00 Black

Required parts

BAS-F6206-V0-00 Yamaha Center Mirror

Wolverine Side View Mirror Mounts

The all-new Yamaha Mirror Mount lineup features durable die-cast aluminum construction and seamless integration for Wolverine models.

- Durable construction

Part numbers

B4M-F6206-V0-00 Black



Side View Mirrors

The Yamaha-designed, developed, and tested Side View Mirrors provide an excellent view and unmatched durability.

The wide-angle, distortion-free glass viewing area provides great clarity and rearward visibility. Automotive-style fold-away action provides added convenience when pulling in enclosed trailers or on tight trails by reducing the need to readjust the viewing area after folding back. Ultra-tough die-cast aluminum pivots provide the durability you come to expect from Yamaha.

- Mounts are sold separately and are model specific
- Scratch resistant glass
- Automotive fold-away action
- Die-cast aluminium pivot mechanisms
- Wide angle provides the optimal distortion-free view for off road use

Part numbers

B4M-F62A0-V0-00 Black





Side View Mirror Cab Mounts

The Yamaha Mirror Mount lineup is constructed from ultra-durable billet aluminum with matched black textured finish offering up superior performance and next-level integration for Wolverine models with cab enclosures.

- Durable construction

Part numbers

B4J-F6206-T0-00	Black
-----------------	-------

Synthetic Rope by WARN®-2500/3500 lb

Direct replacement for the synthetic rope of the WARN® 2500 and 3500 pound winch.

- Durable construction

Part numbers

GYT-05556-00-06	Grey
-----------------	------



Aluminium Valve Cap Knurled Pattern

Yamaha-branded valve cap

- Billet aluminium valve cap with Yamaha logo
- Available in 3 colors: black, blue and red

Part numbers

90338-W1016-BL	Black
----------------	-------

90338-W1016-BU	Blue
----------------	------

90338-W1016-RE	Red
----------------	-----



Aluminium Valve Cap Helical pattern

Yamaha-branded valve cap

- Billet aluminium valve cap with Yamaha logo
- Available in 3 colors: black, blue and red

Part numbers

90338-W1018-BU	Blue
----------------	------

90338-W1018-BL	Black
----------------	-------

90338-W1018-RE	Red
----------------	-----





Soft Rear Window

The Genuine Yamaha Soft Rear Window – designed to fit your Wolverine perfectly, while providing protection from the elements for your precious cargo. Works with the soft side enclosure, suntop and poly windshields for a complete enclosure.

- Window can be rolled up and secured with straps to increase ventilation or when not in use
- Quick snap-on/pull-off installation
- Attaches with hook-and-loop and riveted snap buttons
- Made from durable Sur Last® 300 denier nylon and clear vinyl
- Highly recommended to be used with Polycarbonate Front Fixed or Folding Windshield (all sold separately)
- Requires Hard Suntop
- Dealer installation recommended (drilling and riveting required)

Flip up Glass Rear Window

The Genuine Yamaha Flip up Glass Rear Window offers protection from wind, rain, and dust



- Tough tempered and tinted glass
- Gas lift-assist struts
- Fully lockable with matching keys
- Seal on lower edge of the tailgate reduces wind and dust intrusion into cab
- Protects cargo from the elements
- Pairs perfectly with the Rear Cargo Box
- Compatible with: Wolverine RMAX 1000 Hard Front Cab Door Kit : B4MK85A0V000, Rear Hard Cab Door Kit : B4JK85A0V000: Soft Side Enclosure : B4JF17B0V000

Polyethylene Sun top

The Yamaha name assures you of the highest quality, so be sure to choose a Genuine Yamaha polyethylene sun top for unmatched fit and finish.



- Designed and fully tested to minimize damage from pounding the trail
- Integrated rain channel for efficient drainage
- Tough yet lightweight design with extra reinforcement in key areas
- Fully compatible with other Genuine Yamaha accessories
- Compatible with all hard and soft cab enclosures
- Includes all necessary installation hardware

Part numbers

B4J-K750A-V0-00	Transparent
-----------------	-------------

Required parts

B4J-K84A0-V0-00	Polyethylene Sun top
-----------------	----------------------

Optional parts

B4J-F83J0-V0-00	Full Polycarbonate Windshield
B4J-F83J0-T0-00	Glass Windshield with Wiper and Washer System
B4M-F83J0-V0-00	Folding Polycarbonate Windshield

Conflicting parts

B4J-K750A-T0-00	Flip up Glass Rear Window
VPR-VWX40-23-00	Wolverine® X4 850 - Soft Cabin Pack

Part numbers

B4J-K750A-T0-00	Transparent
-----------------	-------------

Optional parts

BAR-F17B0-V0-00	Soft Side Covers
-----------------	------------------

Conflicting parts

VPR-VWX41-23-00	Wolverine® X4 850 - Hard Cabin Pack
B4J-K750A-V0-00	Soft Rear Window

Part numbers

B4J-K84A0-V0-00	Black
-----------------	-------

Optional parts

BAR-F17B0-V0-00	Soft Side Covers
B4J-K750A-V0-00	Soft Rear Window

Conflicting parts

VPR-VWX40-23-00	Wolverine® X4 850 - Soft Cabin Pack
-----------------	-------------------------------------

Folding Polycarbonate Windshield

Made from shatter-resistant polycarbonate, the Yamaha Genuine Windshield is 300% more scratch resistant due to hard-coating on both sides.

- 4.7mm of optical-grade polycarbonate for superior clarity and rigidity
- Exclusive Yamaha-engineered toolless quick-release with glass-filled nylon clamps
- Seamless integration with the vehicle's hood and suntop for a perfect fit and superior sealing
- Designed to be trailered
- Works with the Genuine Yamaha Soft Enclosure Covers
- Not compatible with Hard Cab System Doors
- Replacement parts available:
Hood Bumper Kit: Part B4MK7240V000,
Latch Kit: Part B4MK7260V000, Clamps:
Part BG4F72C2V000



Part numbers

B4M-F83J0-V0-00 Transparent

Optional parts

BAR-F17B0-V0-00 Soft Side Covers

B4J-K84A0-V0-00 Polyethylene Sun top

B4J-K750A-V0-00 Soft Rear Window

Half Polycarbonate Windshield

Made from shatter-resistant polycarbonate, the Yamaha Genuine Windshield is 300% more scratch-resistant due to the super-hard coating on both sides.

- 4.7mm of optical-grade polycarbonate for superior clarity and rigidity
- Exclusive Yamaha-engineered tool-free quick-release with glass-filled nylon clamps
- Seamless integration with the vehicle's hood and suntop for a perfect fit and superior sealing
- Designed to be trailered
- Works with the Genuine Yamaha Soft Enclosure Covers
- Note: This windshield is not compatible with Hard Cab System Doors
- Replacement parts available:
- Hood Bumper Kit: Part B4MK7240V000
- Latch Kit: Part B4MK7260V000
- Clamps: Part BG4F72C2V000



Part numbers

B4M-F83J0-T0-00 Transparent

Optional parts

B4J-K84A0-V0-00 Polyethylene Sun top

BAR-F17B0-V0-00 Soft Side Covers

B4J-K750A-V0-00 Soft Rear Window

Glass Windshield with Wiper and Washer System

The Genuine Yamaha Glass Front Windshield utilizes laminated glass and features an integrated Wiper and Washer System.

- Constructed of 6mm thick laminated glass for the highest level of scratch resistance
- Washer System seamlessly mounts under Wolverine's hood
- Includes integrated pillar mounts for an OEM fit and finish for all wiring and mounting
- Designed to be trailered
- Works with Genuine Yamaha Hard Cab Enclosures
- Not compatible with the Soft Cab Covers
- Requires Suntop



Part numbers

B4J-F83J0-T0-00 Transparent

Required parts

B4J-K84A0-V0-00 Polyethylene Sun top

Conflicting parts

BAR-F17B0-V0-00 Soft Side Covers

Full Polycarbonate Windshield

Made from shatter-resistant polycarbonate, the Yamaha Genuine Windshield is 300% more scratch resistant due to hard-coating on both sides.

- 4.7mm of optical-grade polycarbonate for superior clarity and rigidity
- Exclusive Yamaha-engineered toolless quick-release with glass-filled nylon clamps
- Seamless integration with the vehicle's hood and suntop for a perfect fit and superior sealing
- Designed to be trailered
- Works with the Genuine Yamaha Soft Enclosure Covers
- Not compatible with Hard Cab System Doors
- Replacement parts available: Clamps: Part BG4F72C2V000



Front Brush Guard

Provides excellent protection from brush and trail obstacles while blending perfectly with the styling of the Wolverine's front end.

- Integrated light mounting points for additional lightning
- Durable, rugged steel construction with powder-coated finish
- Integrated Winch Mount
- Includes 2 anchor points for secure and convenient trailering
- Compatible with all VRX and Axon Winches



Soft Side Covers

Protects occupants against rain, wind, mud and light trail debris for a more relaxing and comfortable ride.

- Zippers operate with doors for easy in/out access
- Windows can be rolled up and secured with straps when not in use
- Quick snap-on/pull-off installation
- Attaches with hook-and-loop and permanent riveted snap buttons, removing the adhesive that gums up the panels and doors
- Made from durable Sur Last® 300 denier nylon and clear vinyl
- Fully resistant to rust and UV light
- Compatible with Soft Rear Window and fixed or folding Poly Windshield (all sold separately)
- For ultimate element protection, Poly Windshield is recommended
- Requires Hard Suntop
- Dealer installation recommended (drilling and riveting required)



Part numbers

B4J-F83J0-V0-00 Transparent

Optional parts

B4J-K84A0-V0-00 Polyethylene Sun top

BAR-F17B0-V0-00 Soft Side Covers

B4J-K750A-V0-00 Soft Rear Window

Part numbers

BAR-F84L0-V0-00 Black

Optional parts

DBY-10260-40-00 VRX Winch with Wire Rope by WARN®

2HC-H4104-L0-00 LED Light Flood

DBY-10583-00-00 Winch with Synthetic Wire Rope by WARN®

DBY-10058-40-00 Winch with Synthetic Wire Rope by WARN

Conflicting parts

BAR-F28M0-V0-00 Winch Mount By WARN®

Part numbers

BAR-F17B0-V0-00 Transparent

Required parts

B4J-K84A0-V0-00 Polyethylene Sun top

Optional parts

B4J-K750A-T0-00 Flip up Glass Rear Window

B4M-F83J0-T0-00 Half Polycarbonate Windshield

B4J-F83J0-V0-00 Full Polycarbonate Windshield

B4J-K750A-V0-00 Soft Rear Window

B4M-F83J0-V0-00 Folding Polycarbonate Windshield

Conflicting parts

VPR-VW40-23-00 Wolverine® X4 850 - Soft Cabin Pack

B4J-F83J0-T0-00 Glass Windshield with Wiper and Washer System



Front A-Arms Guards

These lightweight high-impact aluminium guards protect the front A-Arms, steering, and drive components from rocks, roots, and trail debris to a high degree.

- Stainless steel mounting hardware included
- Made of durable aluminium
- Debris venting holes
- Recessed mounting
- No loose spacers or clamps

Part numbers

BG4-F31A0-V0-00 Aluminium

Optional parts

BG4-F84P0-V0-00 Wolverine X2/ X4 Skid Plate

Wolverine X2/ X4 Skid Plate

This additional bolt-on skid plate offers superior protection from rocks, roots, and trail debris. Integrated mounting points provide simple installation as it was designed to keep your service access points accessible.


- Recessed corrosion-resistant mounting hardware included
- Durable 4-piece
- Plastic construction
- Black color integrates with underside of unit
- 9,5mm ultra-high-molecular-weight polyethylene (UHMWPE)

Part numbers

BG4-F84P0-V0-00 Black

Optional parts

BG4-F31A0-V0-00 Front A-Arms Guards



Skid Plate

Built from Ultra High Molecular Weight Polyethylene (UHMWPE), this Skid Plate resists damage and helps the Wolverine easily slide over rocks. Steel or aluminum skid plates are loud and can bend and gouge while tackling rugged terrain, but these UHMWPE plates provide exceptional protection while maintaining their integrity.

- Constructed from 9,6m of the tough, self-lubricating UHMWPE that is 55% stronger than HMWPE
- Integrated mounting points with no loose clamps or nuts
- Simple to remove and no loss of service access points
- Recessed corrosion-resistant hardware
- Compatible with Front Skid Plate, Rock Sliders and A-Arm guards

Part numbers

B4J-F84P0-V0-00 Black



Heater Thermostat Bypass Ret-ro-Kit

The Thermostat By-Pass Heater Kit bypasses the thermostat to increase the heat of the cab while decreasing the time it takes to heat up.

- Experience approximately a 20% increase in temperature output
- 40% decrease in warm-up time
- Based on unit warm up at 1 degree celcius at idle
- Simple installation
- Cab Heater can remain in unit
- Includes thermostat bypass and all needed hoses

Part numbers

B4J-H3790-V0-00 Black

Conflicting parts

B4J-K75L0-V0-00 Wolverine Cab Heater Kit



Spot Light Kit

Enhances sight in low-light conditions with LED technology.



- Powerful spot light
- Easy installation with included hardware
- Easy installation using strong ThreeBond® adhesive for a permanent mount
- Powerful LED spot light with 18 leds
- Easy installation
- Ram mount with U bolt for rail mount included
- 12 volt output socket included
- Rubber ball absorbs shock and vibration
- Easily detachable from ram mount
- Weather-resistant rubber body shield
- On/off switch on the light
- Length of power cord is 125 cm - 175 cm
- 30 degrees beam
- Frosted lens
- 9 watts
- 1900 lumens
- 4500K colour temp

Part numbers

ABA-2HR35-10-00 Black

LED Light Flood

Provides additional visibility where the headlights cannot reach.



- 10W LED's with low power consumption
- Ideal in case you prefer wide beam visibility
- 360° adjustability
- Can be mounted on any flat area
- Sold per set and include a harness and switch
- 63mm

Part numbers

ZHC-H4104-L0-00 Black

60W Led light bar 15"

Drawing from our experience with Yamaha's YXZ1000R light bars, we are proud to offer this LED light Bar for your Wolverine X4. You get the complete lighting solution you would expect from Genuine Yamaha accessories but at a fraction of the cost.



- 12 - 5W Cree® LEDs
- Newly designed wide spot reflector for improved light dispersion
- 50,000 hour life span
- Aluminum extruded housing
- Custom Yamaha end caps
- Flexible mounting base with lateral mounting capability
- Vehicle wiring harness with roof grommet
- Illuminated 2-position switch
- Low power consumption
- Beam configuration: 4 wide spot, 4 spot, 4 wide spot (16")
- Includes mounts

Part numbers

BG4-H4104-V0-00 Black



2nd Battery Kit

Enables the use of two batteries, saving the main battery for essential functions like starting

- simple electrical access point
- Includes cut-to-length wiring and mounting brackets
- No loss of cargo space as it mounts underneath the driver seat

Part numbers

BG4-H21B0-V0-00 Black



Accessory Power Lead Kit

The Accessory Power Lead Kit wires your preferred accessories to the unit's five pre-wired switched 12vdc power couplers which are located under the dash of all Wolverine models.

- Kit includes components for up to 5 accessories
 - 5 accessory leads
 - 10 heat shrink butt connectors
- No modification of OE wiring harness
- 20 amp combined maximum

Part numbers

B4J-H25B0-V0-00 Black



Wolverine Cab Heater Kit

Delivers extra warmth and comfort without sacrificing any cargo space. This great accessory produces heat via the engine coolant, using a new thermostat-bypass system. The heater vents, electrical fittings and mounting are all designed for a stylish look and feel.

- Thermostat bypass provides quick and constant warm air flow in all weathers
- Compact design to maximize available cargo space
- 4 vents - 2 for defrosting plus 2 dash/cab vents
- Integrated wire harness for immediate plug-and-play
- Designated mount and drill points for installing vents
- 3-position rocker control switch
- Vent/heater hose and clamps
- Kit includes all necessary installation hardware
- Dealer installation recommended

Part numbers

B4J-K75L0-V0-00 Black

Conflicting parts

VPR-VWX41-23-00 Wolverine® X4 850 - Hard Cabin Pack

B4J-H3790-V0-00 Heater Thermostat Bypass Retro-Kit



Metric Tool Kit

Comprehensive tool set that prepares you for just about anything the road will throw at you..

- Includes ring, open end spanners 8, 10, 12 & 14, adjustable spanner, vice grips, 4 way Phillips, flat screw driver, sparkplug spanner and plu gap gauge
- Includes also a roll of black electrical tape, tyre pressure gauge, cable ties, wire, rag and #3, 4, 5 & 6 Allen keys
- Comes in a compact roll-up pouch
- Can easily be stowed away in your saddlebag, side case, top case, etc.

Part numbers

ABA-METRC-00-00 Black



YEC-50 Battery Charger UK SPEC

8-step charger that can charge the battery of your Yamaha motorcycle, scooter, ATV, SMB and/or marine products. Applicable to UK markets only.

- Unique battery charging technology. Fully automatic switch mode charger that analyses the state of the battery, charges and automatically switches to maintenance charging when ready
- Designed for safety: spark-free, protected from reverse polarity connections and short-circuit proof
- Light and compact; handy and easy to store
- Specially tested and approved by Yamaha service engineers to fit our range of motorcycles, scooters, ATV, SMB and other products
- 5 Amp maximum charge current
- Strongest in its class
- Shorter charging time
- Based on CTEK's test winning platform
- With UK-plug
- Combine it with the YEC quick connectors - the Built-in Panel Plug, Charger Indicator and Indicator Panel 150 - for reading the charge condition of your battery and/or for easier access between your Yamaha's battery and the YEC-50 charger

Part numbers

YME-YEC50-UK-10 Black



Yamaha Cam Buckles Tie-downs

Strong and durable straps to tie your Yamaha or any other big object down tightly when transporting it in a van or trailer.

- Ease of operation; simple tensioning and one finger release
- Built-in soft hook on the fixed end for looping around handlebars, frame tubes, triple-tree clamps and other structural parts
- Zinc cam buckle is foreseen with a pressure plate to reduce webbing abrasion
- Features the Yamaha logo at intervals
- Assembly strength: 540kg (1,200lb)
- Working load limit: 180kg (400lb)
- Sold per set of two

Part numbers

ACC-05558-40-28 Blue



Yamaha Ratcheting Tie-downs

Strong and durable straps to tie your Yamaha or any other big object down tightly when transporting it in a van or trailer.

- Ease of operation; simple tensioning and one finger release
- Built-in soft hook on the fixed end for looping around handlebars, frame tubes, triple-tree clamps and other structural parts
- Ratchet handle is foreseen of a rubber cover for a solid grip
- Features the Yamaha logo at intervals
- Assembly strength: 540kg (1,200lb)
- Working load limit: 180kg (400lb)
- Sold per set of two

Part numbers

ACC-05558-40-30 Blue

YEC-9 Battery Charger EU Spec

6-step charger that can charge the battery of your Yamaha motorcycle, scooter, ATV, SMB and/or marine products. Applicable to European markets only.



- With EU-plug
- Unique battery charging technology. Fully automatic switch mode charger that analyses the state of the battery, charges and automatically switches to maintenance charging when ready
- Designed for safety: spark-free, protected from reverse polarity connections and short-circuit proof
- Light and compact; handy and easy to store
- Specially tested and approved by Yamaha service engineers
- Includes battery testing and float maintenance
- Identifies fault battery
- Ensures full charge to prolong battery life time
- Based on CTEK's test winning charger platform
- Combine it with the YEC quick connectors - the Built-in Panel Plug, Charger Indicator and Indicator Panel 150 - for reading the charge condition of your battery and/or for easier access between your Yamaha's battery and the YEC-8 charger

Part numbers

YME-YEC09-EU-20 Black

Battery Charger CTEK CS ONE

Charger for all types of batteries. New durable design to make it easy to handle, with unique mounting system on the back for quick connection to CS accessories. It can be left safely connected for long periods during maintenance charging.



- Recond option to restore and recondition lead-acid batteries
- 12V supply to support the battery during service work and retain contact power to the vehicle during battery replacement / removal
- Wake up option to revive seemingly dead lithium and lead-acid batteries
- Advanced settings to monitor charger voltage & amperage

Part numbers

YME-YEC01-EU-00 Black

YEC-50 Charger EU Spec

8-step charger that can charge the battery of your Yamaha motorcycle, scooter, ATV, SMB and/or marine products.



- Unique battery charging technology
- Designed for safety
- Light and compact
- Specially tested and approved by Yamaha service engineers

Part numbers

YME-YEC50-EU-20 Black



Yamaha Sliding T-Driver Set

Very compact T-driver tool with all Yamaha size socket.

- Includes a 3/8" tip driver
- 8, 10, 12, 14, and 17mm sockets and 5 and 6mm hex bits and a #2 Phillips screwdriver bit
- A socket clip attaches to the driver to keep the sockets in order
- Rugged vinyl pouch keeps the tools protected

Part numbers

ACC-05558-40-67 Chrome

YEC-9 Charger UK Specification

6-step charger that can charge the battery of your Yamaha motorcycle, scooter, ATV, SMB and/or marine products.

- Designed for safety
- Combine it with the YEC quick connectors
- Specially tested and approved by Yamaha service engineers
- Unique battery charging technology
- Light and compact



Part numbers

YME-YEC09-UK-20 Black

Battery Charger CTEK CS ONE

Charger for all types of batteries. New durable design to make it easy to handle, with unique mounting system on the back for quick connection to CS accessories. It can be left safely connected for long periods during maintenance charging.

- Recond option to restore and recondition lead-acid batteries
- 12V supply to support the battery during service work and retain contact power to the vehicle during battery replacement / removal
- Wake up option to revive seemingly dead lithium and lead-acid batteries
- Advanced settings to monitor charger voltage & amperage



Part numbers

YME-YEC01-UK-00 Black

Axon Winch Wiring Kit by WARN®

The AXON Wiring Kit by WARN® includes everything needed to install an AXON Series winch.

- Kit Includes:
- Wired remote
- Unit-specific wiring and Yamaha connectors
- Dedicated location for dash-mounted rocker switch
- Requires Fairlead Mount: Part BAR-F28M0-V0-00 or Accessory Front Grab Bar: Part BAR-F84L0-V0-00



Part numbers

DBY-10639-00-00 Black

Required parts

BAR-F28M0-V0-00 Winch Mount By WARN®

DBY-10583-00-00 Winch with Synthetic Wire Rope by WARN®

BAR-F84L0-V0-00 Front Brush Guard

DBY-10058-40-00 Winch with Synthetic Wire Rope by WARN

Snow Plough Mount Kit X2/X4

Gets your Wolverine X2/ X4 ready to plow snow, dirt, gravel, and more

- All hardware included
- No drilling required



Part numbers

BAR-F84Y0-V0-00 Black

Required parts

DBY-10260-40-00 VRX Winch with Wire Rope by WARN®

DBY-10583-00-00 Winch with Synthetic Wire Rope by WARN®

DBY-10058-40-00 Winch with Synthetic Wire Rope by WARN

Winch with Synthetic Wire Rope by WARN

Combining a powerful motor and smart digital contactor into one, the Motactor™ on the AXON Winch with 15,2 meter of Synthetic Rope is perfect for extreme environments

- 4500lbs = 2041kg
- 6,4 mm of Spydura synthetic rope
- Motactor™ simplifies winch installation by 50%
- Monitor speed, load and motor temperature from winch remote
- Load limiter prevents overloading winch damage
- Rigid all-metal, waterproof construction
- New clutch design based on legendary WARN® 4WD hub lock design



Part numbers

DBY-10058-40-00 Black

Required parts

B4J-F28N0-S0-00 AXON Winch Wiring Kit by WARN

DBY-10639-00-00 Axon Winch Wiring Kit by WARN®

Optional parts

BAR-F84L0-V0-00 Front Brush Guard

VRX Winch with Wire Rope by WARN®

With its all-metal construction, the WARN® VRX Winch with 15,2 meter of wire rope includes the new clutch developed from the WARN® 4WD hub lock design.

- Upgraded waterproof contactor IP68
- 4500lbs = 2041kg
- 6,4 mm x 15,24 meter steel wire rope
- Automatic load-holding brake for precise control
- Durable all-metal three-stage planetary gear train
- IP68-rated waterproof winch sealing
- Black powder-coated finish for corrosion resistance



Part numbers

DBY-10260-50-00 Black

Required parts

BAR-F28M0-V0-00 Winch Mount By WARN®

BAR-F28N0-V0-00 VRX 450lb Winch Wiring Kit by WARN®

B4J-F28N0-V0-00 VRX Wiring Kit 4500

Optional parts

BAR-F84L0-V0-00 Front Brush Guard

50mm Tow Ball

Designed and engineered with the capability to tow E1-certified trailers.

- Easy to mount
- Fits all OEM tow hook brackets
- Fits 20mm and 25mm diameter
- Approved to E1 certification standard



Part numbers

YME-F85H0-00-01 Chrome

Heavy Duty Trailer Hitch

Allows to pull any trailer with a 50mm towball connection

- Installation in 5 seconds
- Several ways to fit on any ATV or Side by Side Vehicle
- 50mm towball included

**Part numbers**

ATV-W0789-01-00 Black

Winch with Synthetic Wire Rope by WARN®

Combining a powerful motor and smart digital contactor into one, the Motactor™ on the AXON Winch with 15,2 meter of Synthetic Rope is perfect for extreme environments.

- 3500lbs = 1588kg
- 6,4mm of Spydura synthetic rope
- Motactor™ simplifies winch installation by 50%
- Monitor speed, load and motor temperature from winch remote
- Load limiter prevents overloading winch damage
- Rigid all-metal, waterproof construction
- New clutch design based on legendary WARN® 4WD hub lock design

**Part numbers**

DBY-10583-00-00 Black

Required parts

DBY-10639-00-00 Axon Winch Wiring Kit by WARN®

Plough Mount Kit

Kit required to get your Wolverine X2/ X4 ready to plow snow, dirt, gravel, and more.

- No drilling required
- All hardware included

**Part numbers**

BG4-F84Y0-V0-00 Black

VRX Wiring Kit 4500

Kit includes everything needed to install a 4,500 lb. VRX Series winch

- Wired remote
- Unit-specific wiring and Yamaha connectors
- Dedicated location for dash mounted Carling rocker switch
- All necessary hardware and instructions

**Part numbers**

B4J-F28N0-V0-00 Black

Required parts

DBY-10260-40-00 VRX Winch with Wire Rope by WARN®

DBY-10260-50-00 VRX Winch with Wire Rope by WARN®

VRX 2500/3500lb Winch Wiring Kit by WARN®

The VRX Wiring Installation Kit includes everything needed to install a 2,500 or 3,500-pound VRX Series winch



- Wired remote
- Unit-specific wiring and Yamaha connectors
- Dedicated location for dash-mounted rocker switch

Winch Mount By WARN®

The Front Winch Mount provides a secure location to install the Winch Fairlead on your Wolverine X2 and X4 stock Front Grab Bar.



- Required when installing a winch on the OE Front Grab Bar
- Compatible with all winches sold by Yamaha
- Kit includes a mounting plate and necessary hardware
- Made of 4,7mm steel sheet metal with a black powder-coat finish
- This mount is NOT needed when installing a winch on the Accessory Front Grab Bar BAR-F84L0-V0-00

VRX 450lb Winch Wiring Kit by WARN®

The VRX Wiring Installation Kit includes everything needed to install a 4,500-pound VRX Series winch.



- Wired remote
- Unit-specific wiring and Yamaha connectors
- Dedicated location for dash-mounted rocker switch

AXON Winch Wiring Kit by WARN

Kit includes everything needed to install an AXON Series winch.



- Wired remote
- Unit-specific wiring and Yamaha connectors
- Dedicated location for dash mounted Carling rocker switch
- All necessary hardware and instructions

Part numbers

BAR-F28N0-T0-00	Black
-----------------	-------

Optional parts

DBY-10260-40-00	VRX Winch with Wire Rope by WARN®
DBY-10260-30-00	VRX Winch with Wire Rope by WARN®
BAR-F28M0-V0-00	Winch Mount By WARN®
BAR-F84L0-V0-00	Front Brush Guard

Part numbers

BAR-F28M0-V0-00	Black
-----------------	-------

Optional parts

DBY-10260-40-00	VRX Winch with Wire Rope by WARN®
DBY-10260-30-00	VRX Winch with Wire Rope by WARN®
DBY-10260-50-00	VRX Winch with Wire Rope by WARN®
DBY-10583-00-00	Winch with Synthetic Wire Rope by WARN®
DBY-10058-40-00	Winch with Synthetic Wire Rope by WARN
DBY-10639-00-00	Axon Winch Wiring Kit by WARN®

Conflicting parts

BAR-F84L0-V0-00	Front Brush Guard
-----------------	-------------------

Part numbers

BAR-F28N0-V0-00	Black
-----------------	-------

Required parts

DBY-10058-40-00	Winch with Synthetic Wire Rope by WARN
-----------------	--

Optional parts

BAR-F28M0-V0-00	Winch Mount By WARN®
BAR-F84L0-V0-00	Front Brush Guard

Part numbers

B4J-F28N0-50-00	Black
-----------------	-------

Required parts

DBY-10583-00-00	Winch with Synthetic Wire Rope by WARN®
DBY-10058-40-00	Winch with Synthetic Wire Rope by WARN

3500 lb. Wire Rope

Direct replacement for the wire rope of the WARN® winch

- Replacement part



Part numbers

DBY-10097-20-00 Black

Synthetic Wire Rope 4500lb

Direct replacement for the synthetic rope of the WARN® 4500 lb. winch.

- Replacement part



Part numbers

DBY-10097-50-00 Grey

VRX Winch with Wire Rope by WARN®

With its all-metal construction, the WARN® VRX Winch with 15,24meter of steel wire rope includes the new clutch developed from the WARN® 4WD hub lock design.

- Upgraded waterproof contactor IP68
- 3500lbs = 1587kg
- 5,6 mm x 15,24 meter steel wire rope
- Automatic load-holding brake for precise control
- Durable all-metal three-stage planetary gear train
- IP68-rated waterproof winch sealing
- Black powder-coated finish for corrosion resistance



Part numbers

DBY-10260-40-00 Black

Required parts

BAR-F28M0-V0-00 Winch Mount By WARN®
 BAR-F84L0-V0-00 Front Brush Guard

Optional parts

BAR-F84L0-V0-00 Front Brush Guard

VRX Winch with Wire Rope by WARN®

With its all-metal construction, the WARN® VRX Winch with 50 feet of wire rope includes the new clutch developed from the WARN® 4WD hub lock design.

- Upgraded waterproof contactor IP68
- 2500lbs = 1134kg
- 4,88 mm x 15,24 meter steel wire rope
- Automatic load-holding brake for precise control
- Durable all-metal three-stage planetary gear train
- IP68-rated waterproof winch sealing
- Black powder-coated finish for corrosion resistance



Part numbers

DBY-10260-30-00 Black

ProVantage Plough Pulley

The plough pulley provides a better control of plow blade while reducing the stress on the components.

- Doubles the lifting advantage and slows down the blade movement.
- Contributes to longer rope life.
- Reducing load and bend over angle.
- Will not work with the Power Pivot or a Power Lift.

Part numbers

ATV-84526-00-00 Black



Wolverine® X2 850 SE



Wolverine® X2 850 - Hard Cabin Pack

Upgrade your Side-by-Side with the Hard Cabin Pack for the Wolverine® X2 850. Pack includes: Front Glass Windshield with Wiper, Rear Sliding Glass Window, Hard Cabin Front Doors and Cabin Heating Kit.

- Durable construction.

Part numbers

VPR-VWX21-23-00

Conflicting parts

B4M-K750A-V0-00	Sliding Glass Rear Window
B4J-K75L0-V0-00	Wolverine Cab Heater Kit
B4J-F83J0-T0-00	Glass Windshield with Wiper and Washer System



Wolverine® X2 850 - Soft Cabin Pack

Upgrade your Side-by-Side with the Soft Cabin Pack for the Wolverine® X2 850. Pack includes: Fixed Poly Windshield, Soft Cover Rear Window and Soft Side Covers.

- Durable construction

Part numbers

VPR-VWX20-23-00

Conflicting parts

B4M-K750A-T0-00	Soft Rear Window
B4M-F17B0-V0-00	Soft Side Covers
B4J-F83J0-T0-00	Glass Windshield with Wiper and Washer System



ATV TEK FlexGrip™ Pro Single

Despite the bumpiest terrain your gun, bow, ice auger, etc. will be in the exact place you originally put it in by the end of your journey.

- Fits all Utility ATV Racks
- Fits any FlexGrip™ product
- Provides an additional 16" of horizontal adjustability once



Part numbers

ABA-FFG10-00-00 Black

Optional parts

ABA-FFG20-00-00	ATV TEK FlexGrip™ Pro Double
ABA-VFG20-00-00	ATV TEK V-Grip™ Double



ATV TEK FlexGrip™ Pro Double

The same benefits of the Pro Single but multiplied by two. Despite the bumpiest terrain your gun, bow, ice auger, etc. will be in the exact place you originally put it in by the end of your journey

- Fits any FlexGrip™ product
- Provides an additional 16" of horizontal adjustability once
- Fits all Utility ATV Racks

Part numbers

ABA-FFG20-00-00 Black

Optional parts

ABA-VFG20-00-00 ATV TEK V-Grip™ Double

ABA-FFG10-00-00 ATV TEK FlexGrip™ Pro Single

Conflicting parts

ABA-VFG20-00-00 ATV TEK V-Grip™ Double



Rear Cargo Box

Heavy-duty, durable cargo box allows you to take along all your essentials for the ride or the job at hand.

- Lockable and water resistant
- Integrated cup holders
- 91 liter
- No tools needed for installation and removal
- Works great with or without Yamaha's optional cab systems

Part numbers

B8K-F83P0-V0-00 Black

Optional parts

B4M-K75J0-V0-00 Spare Tyre Mount

B8K-K75J0-V0-00 Spare Tyre Mount



ATV TEK V-Grip™ Double

A true custom fit for your tools that attaches to the FusionFit™ Bed Rail Attachment Kit. Experience effortless installation, solid mounting, and easily adjustable knobs for quick, tool-free alterations while on the move. Includes forks (2), mounting blocks (2), rubber snubbers (2), and all necessary mounting hardware for easy installation.

- Improved tubular and composite rack mounting system

Part numbers

ABA-VFG20-00-00 Black

Optional parts

ABA-FFG20-00-00 ATV TEK FlexGrip™ Pro Double

ABA-FFG10-00-00 ATV TEK FlexGrip™ Pro Single

Conflicting parts

ABA-FFG20-00-00 ATV TEK FlexGrip™ Pro Double



Wolverine Bed Extender

The Wolverine Bed Extender fits all 2018 and older models. Solid steel construction provides 8 additional tie-down points as well as additional storage area.

- 117% increase in storage area behind the rear seats of Wolverine X4 and RMAX4 models when carrying passengers in the rear seats
- 33% increase in storage area on Wolverine X2 and RMAX2 models
- Tool less removal and install with provided thumbscrews (after initial install is complete)

Part numbers

B4J-F84CA-V0-00 Black



Soft Side Cooler

Ideal for keeping your beverages and snacks cool while out on the trail, on the water or for any other outdoor activity.

- Includes a shoulder strap
- Includes Yamaha logo bottle opener
- Waterproof liner and high-density insulation
- Zippered storage compartment easily holds 24 cans including ice
- Securely held with a four point, quick release tie-down

Part numbers

B8K-F847U-V0-00 Black



Wire Rope by WARN® - 2500 lb

Direct replacement for the wire rope of the WARN® 2500 lb. winch.

- Durable construction

Part numbers

DBY-60076-00-00 Silver



Yamaha Center Mirror

Provide superior optical clarity and exceptional scratch resistance.

- Requires mounting bracket for installation
- Tool-less angle adjustment
- 38mm clamps
- Glass construction provide excellent optical clarity
- Scratch resistance and no distortion
- Composite polymer Injection molded body construction

Part numbers

BAS-F6206-V0-00 Black

Required parts

BAS-F621H-V0-00 Yamaha center mirror bracket
 BAS-K7135-V0-00 Yamaha Universal Mirror Clamp 38mm

Optional parts

BAS-F621H-V0-00 Yamaha center mirror bracket



Yamaha center mirror bracket

Provide superior optical clarity and exceptional scratch resistance.

- All steel construction for durability and minimal vibration
- Exceptional rust and weather durability by being both e-coated and powder coated
- No drilling required
- All hardware included

Part numbers

BAS-F621H-V0-00 Black



Centre Mount Mirror

Extra strong and durable mirror.

- Polymer housing for strength, durability and light weight
- Includes CNC-machined from 6061 T6 aluminum Assault Industries® 38mm bracket
- Trail-tested to cope with harsh rides
- Developed by Assault Industries®

Part numbers

B85-F6206-V0-00 Black



Light Duty Winch Accessory Kit by WARN®

The Warn® Light-Duty Winch Accessory Kit includes all of the essential tools needed to properly operate the WARN® winch.

The kit includes:

- Two (2) 1/2 inch (12.7 mm) shackles - 4,500 lb. (2,041 kg) weight rating.
- Two (2) 1 inch x 8' (25.4mm x 2.4m) tree trunk protectors.
- One (1) tool roll constructed of durable ballistic nylon with secure hook-endloop enclosures to strongly attach either ATV rack or SxS roll bar.
- Line damper for increased safety.
- Additional storage.

Part numbers

DBY-99901-00-00 Black



Spare Tyre Mount

The Genuine Yamaha Spare Tyre Mount securely installs to the bed of the Wolverine using all factory mounting points to hold up to a 32" tyre size.

- Fits a variety of wheels with up to a 32" tyre size
- Steel construction with satin powder coated finish
- Integrated mounting points make installation simple
- Bed-tilt function is not compromised
- Compatible with the Rear Cargo Box
- Note: Wheel and tyre are not included

Part numbers

B4M-K75J0-V0-00 Black

Optional parts

B8K-F83P0-V0-00 Rear Cargo Box



Spare Tyre Mount

The Yamaha Spare Tyre Mount allows the transportation of a spare wheel and tire for long rides and rough terrain; giving you peace of mind that you'll always have a back-up tire if needed.

- Securely locks in the closed position.
- Swivels outward to access the cargo area
- Wheel and tire not included
- Steel construction with satin powder-coated finish
- Fits a variety of wheels and sizes—can mount up to a 30" tire

Part numbers

B8K-K75J0-V0-00 Black

Optional parts

B8K-F83P0-V0-00 Rear Cargo Box

Rear Over Fenders Kit

Provides additional protection from mud, water, and debris. Designed to integrate with the styling of the Wolverine® X2

- Includes both left and right side
- Made from a durable, injection-moulded polypropylene material
- Designed to integrate with the styling of the Wolverine® X2
- Bolts to the unit for secure attachment
- Note: Drilling of fenders required for installation

**Part numbers**

B8K-F15E0-S0-00 Black

Optional parts

BG4-F15E0-T0-00 Front Over Fenders Kit

Override Tire Clutch Kit

Yamaha has created a new alternate weight clutch kit to keep optimal clutch performance when installing override tires. Everything you need to change the clutch weights are included in this kit.

- Includes all Yamaha Genuine factory parts
- With oversized wheels and tires
- Optimizes low speed clutch operation when installed

**Part numbers**

BG4-E63H0-V0-00 Black

Front Over Fenders Kit

Provides additional protection from mud, water, and debris. Designed to integrate with the styling of the Wolverine® X4 and X2

- Includes both left and right side
- Made from a durable, injection-moulded polypropylene material
- Designed to integrate with the styling of the Wolverine® X4 and X2
- Bolts to the unit for secure attachment
- Note: Drilling of fenders required for installation

**Part numbers**

BG4-F15E0-T0-00 Black

Optional parts

B8K-F15E0-S0-00 Rear Over Fenders Kit

Yamaha Universal Mirror Clamp 38mm

Steel clamp will allow you to mount the Yamaha Center Mirror (sold separately) to any 38mm Bar

- Powder coated steel construction
- Simple 1 bolt installation
- Stainless Steel hardware
- Universal adjustment

**Part numbers**

BAS-K7135-V0-00 Black

Required parts

BAS-F6206-V0-00 Yamaha Center Mirror

Wolverine Side View Mirror Mounts

The all-new Yamaha Mirror Mount lineup features durable die-cast aluminum construction and seamless integration for Wolverine models.

- Durable construction

**Part numbers**

B4M-F6206-V0-00	Black
-----------------	-------

Side View Mirrors

The Yamaha-designed, developed, and tested Side View Mirrors provide an excellent view and unmatched durability. The wide-angle, distortion-free glass viewing area provides great clarity and rearward visibility. Automotive-style fold-away action provides added convenience when pulling in enclosed trailers or on tight trails by reducing the need to readjust the viewing area after folding back. Ultra-tough die-cast aluminum pivots provide the durability you come to expect from Yamaha.

- Mounts are sold separately and are model specific
- Scratch resistant glass
- Automotive fold-away action
- Die-cast aluminium pivot mechanism
- Wide angle provides the optimal distortion-free view for off road use

**Part numbers**

B4M-F62A0-V0-00	Black
-----------------	-------

Side View Mirror Cab Mounts

The Yamaha Mirror Mount lineup is constructed from ultra-durable billet aluminum with matched black textured finish offering up superior performance and next-level integration for Wolverine models with cab enclosures.

- Durable construction

**Part numbers**

B4J-F6206-T0-00	Black
-----------------	-------

Synthetic Rope by WARN®-2500/3500 lb

Direct replacement for the synthetic rope of the WARN® 2500 and 3500 pound winch.

- Durable construction

**Part numbers**

GYT-05556-00-06	Grey
-----------------	------

Aluminium Valve Cap Knurled Pattern

Yamaha-branded valve cap



- Billet aluminium valve cap with Yamaha logo
- Available in 3 colors: black, blue and red

Part numbers

90338-W1016-BL	Black
90338-W1016-BU	Blue
90338-W1016-RE	Red

Aluminium Valve Cap Helical pattern

Yamaha-branded valve cap



- Billet aluminium valve cap with Yamaha logo
- Available in 3 colors: black, blue and red

Part numbers

90338-W1018-BU	Blue
90338-W1018-BL	Black
90338-W1018-RE	Red

Soft Side Covers

Protects occupants against rain, wind, mud and light trail debris for a more relaxing and comfortable ride.



- Zippers operate with doors for easy in/out access
- Windows can be rolled up and secured with straps when not in use
- Quick snap-on/pull-off installation
- Attaches with hook-and-loop and permanent riveted snap buttons, removing the adhesive that gums up the panels and doors
- Made from durable Sur Last® 300 denier nylon and clear vinyl
- Fully resistant to rust and UV light
- Compatible with Soft Rear Window and fixed or folding Poly Windshield (all sold separately)
- For ultimate element protection, Poly Windshield is recommended
- Requires Hard Suntop
- Dealer installation recommended (drilling and riveting required)

Part numbers

B4M-F17B0-V0-00	Transparent
-----------------	-------------

Optional parts

B4M-K750A-V0-00	Sliding Glass Rear Window
B4M-K750A-T0-00	Soft Rear Window
B4M-F83J0-T0-00	Half Polycarbonate Windshield
B4J-F83J0-V0-00	Full Polycarbonate Windshield
B4M-F83J0-V0-00	Folding Polycarbonate Windshield

Conflicting parts

VPR-VWX21-23-00	Wolverine® X2 850 - Hard Cabin Pack
B4J-F83J0-T0-00	Glass Windshield with Wiper and Washer System
VPR-VWX20-23-00	Wolverine® X2 850 - Soft Cabin Pack

Folding Polycarbonate Windshield

Made from shatter-resistant polycarbonate, the Yamaha Genuine Windshield is 300% more scratch resistant due to hard-coating on both sides.

- 4.7mm of optical-grade polycarbonate for superior clarity and rigidity
- Exclusive Yamaha-engineered toolless quick-release with glass-filled nylon clamps
- Seamless integration with the vehicle's hood and suntop for a perfect fit and superior sealing
- Designed to be trailered
- Works with the Genuine Yamaha Soft Enclosure Covers
- Not compatible with Hard Cab System Doors
- Replacement parts available:
Hood Bumper Kit: Part B4MK7240V000,
Latch Kit: Part B4MK7260V000, Clamps:
Part BG4F72C2V000

**Part numbers**

B4M-F83J0-V0-00	Transparent
-----------------	-------------

Optional parts

B4M-K750A-V0-00	Sliding Glass Rear Window
B4M-K750A-T0-00	Soft Rear Window
B4M-F17B0-V0-00	Soft Side Covers

Half Polycarbonate Windshield

Made from shatter-resistant polycarbonate, the Yamaha Genuine Windshield is 300% more scratch-resistant due to the super-hard coating on both sides.

- 4.7mm of optical-grade polycarbonate for superior clarity and rigidity
- Exclusive Yamaha-engineered tool-free quick-release with glass-filled nylon clamps
- Seamless integration with the vehicle's hood and suntop for a perfect fit and superior sealing
- Designed to be trailered
- Works with the Genuine Yamaha Soft Enclosure Covers
- Note: This windshield is not compatible with Hard Cab System Doors
- Replacement parts available:
- Hood Bumper Kit: Part B4MK7240V000
- Latch Kit: Part B4MK7260V000
- Clamps: Part BG4F72C2V000

**Part numbers**

B4M-F83J0-T0-00	Transparent
-----------------	-------------

Optional parts

B4M-K750A-V0-00	Sliding Glass Rear Window
B4M-K750A-T0-00	Soft Rear Window
B4M-F17B0-V0-00	Soft Side Covers

Glass Windshield with Wiper and Washer System

The Genuine Yamaha Glass Front Windshield utilizes laminated glass and features an integrated Wiper and Washer System.

- Constructed of 6mm thick laminated glass for the highest level of scratch resistance
- Washer System seamlessly mounts under Wolverine's hood
- Includes integrated pillar mounts for an OEM fit and finish for all wiring and mounting
- Designed to be trailered
- Works with Genuine Yamaha Hard Cab Enclosures
- Not compatible with the Soft Cab Covers
- Requires Suntop

**Part numbers**

B4J-F83J0-T0-00	Transparent
-----------------	-------------

Optional parts

B4M-K750A-V0-00	Sliding Glass Rear Window
-----------------	---------------------------

Conflicting parts

B4M-F17B0-V0-00	Soft Side Covers
-----------------	------------------

Full Polycarbonate Windshield

Made from shatter-resistant polycarbonate, the Yamaha Genuine Windshield is 300% more scratch resistant due to hard-coating on both sides.



- 4.7mm of optical-grade polycarbonate for superior clarity and rigidity
- Exclusive Yamaha-engineered toolless quick-release with glass-filled nylon clamps
- Seamless integration with the vehicle's hood and suntop for a perfect fit and superior sealing
- Designed to be trailered
- Works with the Genuine Yamaha Soft Enclosure Covers
- Not compatible with Hard Cab System Doors
- Replacement parts available: Clamps: Part BG4F72C2V000

Wolverine X2 Rock Sliders

Take on the toughest, gnarliest trails but still protect your Wolverine X2. Yamaha's accessory Rock Sliders provide frame rail protection for the under-door area. Utilizing a full length, plated substructure, these Rock Sliders provide stylish looks while being robust enough to take on the abuse from trail obstacles. For the utmost protection, pair these Rock Sliders with our accessory Front Bash Plate, Front A-Arm Guards and Skid Plate, all sold separately. A perfect combination to armor up your Wolverine X2 for your next trail or work adventure.



- Integrated mounting positions
- Silver contrast color
- Durable
- Rugged steel construction

Soft Rear Window

The Genuine Yamaha Soft Rear Window – designed to fit your Wolverine perfectly, while providing protection from the elements for your precious cargo. Works with the soft side enclosure, suntop and poly windshields for a complete enclosure.



- Window can be rolled up and secured with straps to increase ventilation or when not in use
- Quick snap-on/pull-off installation
- Attaches with hook-and-loop and riveted snap buttons
- Made from durable Sur Last® 300 denier nylon and clear vinyl
- Highly recommended to be used with Polycarbonate Front Fixed or Folding Windshield (all sold separately)
- Requires Hard Suntop
- Dealer installation recommended (drilling and riveting required)

Part numbers

B4J-F83J0-V0-00	Transparent
-----------------	-------------

Optional parts

B4M-K750A-V0-00	Sliding Glass Rear Window
-----------------	---------------------------

B4M-K750A-T0-00	Soft Rear Window
-----------------	------------------

B4M-F17B0-V0-00	Soft Side Covers
-----------------	------------------

Part numbers

B8K-F11D0-V0-00	Black
-----------------	-------

Optional parts

BG4-F31A0-V0-00	Front A-Arms Guards
-----------------	---------------------

BAR-F84L0-V0-00	Front Brush Guard
-----------------	-------------------

BG4-F84P0-V0-00	Wolverine X2/ X4 Skid Plate
-----------------	-----------------------------

Part numbers

B4M-K750A-T0-00	Transparent
-----------------	-------------

Optional parts

B4M-F17B0-V0-00	Soft Side Covers
-----------------	------------------

B4J-F83J0-V0-00	Full Polycarbonate Windshield
-----------------	-------------------------------

B4M-F83J0-V0-00	Folding Polycarbonate Windshield
-----------------	----------------------------------

Conflicting parts

B4M-K750A-V0-00	Sliding Glass Rear Window
-----------------	---------------------------

VPR-VWX21-23-00	Wolverine® X2 850 - Hard Cabin Pack
-----------------	-------------------------------------

VPR-VWX20-23-00	Wolverine® X2 850 - Soft Cabin Pack
-----------------	-------------------------------------

Sliding Glass Rear Window

The Genuine Yamaha Sliding Glass Rear Window keeps the elements out, maximizes airflow and allows easy cargo access from inside the cab.



- Integrated mounting points make installation simple
- Strong window latch provides security against unauthorised entry and prevents opening in rough terrain
- Tough tempered and tinted glass
- Compatible with all Genuine Yamaha accessories

Front Brush Guard

Provides excellent protection from brush and trail obstacles while blending perfectly with the styling of the Wolverine's front end.



- Integrated light mounting points for additional lighting
- Durable, rugged steel construction with powder-coated finish
- Integrated Winch Mount
- Includes 2 anchor points for secure and convenient trailering
- Compatible with all VRX and Axon Winches

Front A-Arms Guards

These lightweight high-impact aluminium guards protect the front A-Arms, steering, and drive components from rocks, roots, and trail debris to a high degree.



- Stainless steel mounting hardware included
- Made of durable aluminium
- Debris venting holes
- Recessed mounting
- No loose spacers or clamps

Wolverine X2/ X4 Skid Plate

This additional bolt-on skid plate offers superior protection from rocks, roots, and trail debris. Integrated mounting points provide simple installation as it was designed to keep your service access points accessible.



- Recessed corrosion-resistant mounting hardware included
- Durable 4-piece
- Plastic construction
- Black color integrates with underside of unit
- 9,5mm ultra-high-molecular-weight polyethylene (UHMWPE)

Part numbers

B4M-K750A-V0-00 Transparent

Optional parts

B4J-F83J0-T0-00 Glass Windshield with Wiper and Washer System

Conflicting parts

B4M-K750A-T0-00 Soft Rear Window

VPR-VWX21-23-00 Wolverine® X2 850 - Hard Cabin Pack

Part numbers

BAR-F84L0-V0-00 Black

Optional parts

DBY-10260-40-00 VRX Winch with Wire Rope by WARN®

2HC-H4104-L0-00 LED Light Flood

DBY-10583-00-00 Winch with Synthetic Wire Rope by WARN®

DBY-10058-40-00 Winch with Synthetic Wire Rope by WARN

B8K-F11D0-V0-00 Wolverine X2 Rock Sliders

B4M-F85E0-V0-00 Rear Brush Guard

Conflicting parts

BAR-F28M0-V0-00 Winch Mount By WARN®

Part numbers

BG4-F31A0-V0-00 Aluminium

Optional parts

BG4-F84P0-V0-00 Wolverine X2/ X4 Skid Plate

B8K-F11D0-V0-00 Wolverine X2 Rock Sliders

Part numbers

BG4-F84P0-V0-00 Black

Optional parts

BG4-F31A0-V0-00 Front A-Arms Guards

B8K-F11D0-V0-00 Wolverine X2 Rock Sliders

Rear Brush Guard

The Genuine Yamaha Rear Brush Guard provides additional protection for the tailgate and taillights while also supporting optional lighting additions.

- Integrated mounting points for a secure and easy installation
- Robust, extended design for additional protection at low level
- All-steel 38mm tubing with E-Coated and additional powder coating protection to match the unit's ROPS for exceptional durability
- Integrated mounting locations for optional Pod Lights:
Flood light: Part 2HCH4104L000 (sold separately)



Part numbers

B4M-F85E0-V0-00 Black

Optional parts

2HC-H4104-L0-00 LED Light Flood

BAR-F84L0-V0-00 Front Brush Guard

Skid Plate

Built from Ultra High Molecular Weight Polyethylene (UHMWPE), this Skid Plate resists damage and helps the Wolverine easily slide over rocks. Steel or aluminum skid plates are loud and can bend and gouge while tackling rugged terrain, but these UHMWPE plates provide exceptional protection while maintaining their integrity.

- Constructed from 9,6m of the tough, self-lubricating UHMWPE that is 55% stronger than HMWPE
- Integrated mounting points with no loose clamps or nuts
- Simple to remove and no loss of service access points
- Recessed corrosion-resistant hardware
- Compatible with Front Skid Plate, Rock Sliders and A-Arm guards



Part numbers

B4J-F84P0-V0-00 Black

Heater Thermostat Bypass Retro-Kit

The Thermostat By-Pass Heater Kit bypasses the thermostat to increase the heat of the cab while decreasing the time it takes to heat up.

- Experience approximately a 20% increase in temperature output
- 40% decrease in warm-up time
- Based on unit warm up at 1 degree celcius at idle
- Simple installation
- Cab Heater can remain in unit
- Includes thermostat bypass and all needed hoses



Part numbers

B4J-H3790-V0-00 Black

Conflicting parts

B4J-K75L0-V0-00 Wolverine Cab Heater Kit

Spot Light Kit

Enhances sight in low-light conditions with LED technology.

- Powerful spot light
- Easy installation with included hardware
- Easy installation using strong ThreeBond® adhesive for a permanent mount
- Powerful LED spot light with 18 leds
- Easy installation
- Ram mount with U bolt for rail mount included
- 12 volt output socket included
- Rubber ball absorbs shock and vibration
- Easily detachable from ram mount
- Weather-resistant rubber body shield
- On/off switch on the light
- Length of power cord is 125 cm - 175 cm
- 30 degrees beam
- Frosted lens
- 9 watts
- 1900 lumens
- 4500K colour temp

Part numbers

ABA-2HR35-10-00 Black

**LED Light Flood**

Provides additional visibility where the headlights cannot reach.

- 10W LED's with low power consumption
- Ideal in case you prefer wide beam visibility
- 360° adjustability
- Can be mounted on any flat area
- Sold per set and include a harness and switch
- 63mm

Part numbers

2HC-H4104-L0-00 Black

Optional parts

B4M-F85E0-V0-00 Rear Brush Guard

**60W Led light bar 15"**

Drawing from our experience with Yamaha's YXZ1000R light bars, we are proud to offer this LED light Bar for your Wolverine X4. You get the complete lighting solution you would expect from Genuine Yamaha accessories but at a fraction of the cost.

- 12 - 5W Cree® LEDs
- Newly designed wide spot reflector for improved light dispersion
- 50,000 hour life span
- Aluminum extruded housing
- Custom Yamaha end caps
- Flexible mounting base with lateral mounting capability
- Vehicle wiring harness with roof grommet
- Illuminated 2-position switch
- Low power consumption
- Beam configuration: 4 wide spot, 4 spot, 4 wide spot (16")
- Includes mounts

Part numbers

BG4-H4104-V0-00 Black



Bed Lighting

The Bed Lighting will illuminate the Wolverine® RMAX™ 2 1000 and X2 850 cargo beds when you're hunting, working or simply enjoying the trails at night.



- Excellent illumination with dual 5-Watt LED lights
- Integrated mounts in both the OE Suntop and the Hard Rear Window Kit accessory make for simple installation
- Blue LED backlit rocker switch matches OEM dash lights and mounts to integrated dash points
- Plug-and-Play wiring with all connectors factory fitted for simple installation

Part numbers

B4M-H54D0-V0-00 Black

Lighted On Command Switch

Upgrade your Wolverine RMAX 1000 with this sleek blue LED Lighted On-Command switch for a high quality look and feel.




- Easy Plug and Play installation
- Complements the color scheme of the gauge
- Replaces the non-lighted On-Command switch

Part numbers

B4J-87280-00-00 Black

2nd Battery Kit

Enables the use of two batteries, saving the main battery for essential functions like starting



- simple electrical access point
- Includes cut-to-length wiring and mounting brackets
- No loss of cargo space as it mounts underneath the driver seat

Part numbers

BG4-H21B0-V0-00 Black

ATV/Side-by-Side Starter Motor Assemblies

OEM Part

- Direct Yamaha Genuine stock replacement

Part numbers

153-81890-00-00 Aluminium



Accessory Power Lead Kit

The Accessory Power Lead Kit wires your preferred accessories to the unit's five pre-wired switched 12vdc power couplers which are located under the dash of all Wolverine models.



- Kit includes components for up to 5 accessories
 - 5 accessory leads
 - 10 heat shrink butt connectors
- No modification of OE wiring harness
- 20 amp combined maximum

Part numbers

B4J-H25B0-V0-00 Black

Wolverine Cab Heater Kit

Delivers extra warmth and comfort without sacrificing any cargo space. This great accessory produces heat via the engine coolant, using a new thermostat-bypass system. The heater vents, electrical fittings and mounting are all designed for a stylish look and feel.



- Thermostat bypass provides quick and constant warm air flow in all weathers
- Compact design to maximize available cargo space
- 4 vents - 2 for defrosting plus 2 dash/cab vents
- Integrated wire harness for immediate plug-and-play
- Designated mount and drill points for installing vents
- 3-position rocker control switch
- Vent/heater hose and clamps
- Kit includes all necessary installation hardware
- Dealer installation recommended

Part numbers

B4J-K75L0-V0-00 Black

Conflicting parts

VPR-VWX21-23-00 Wolverine® X2 850 - Hard Cabin Pack

B4J-H3790-V0-00 Heater Thermostat Bypass Retro-Kit

Metric Tool Kit

Comprehensive tool set that prepares you for just about anything the road will throw at you..



- Includes ring, open end spanners 8, 10, 12 & 14, adjustable spanner, vice grips, 4 way Phillips, flat screw driver, sparkplug spanner and plu gap guage
- Includes also a roll of black electrical tape, tyre pressure gauge, cable ties, wire, rag and #3, 4, 5 & 6 Allen keys
- Comes in a compact roll-up pouch
- Can easily be stowed away in your saddlebag, side case, top case, etc.

Part numbers

ABA-METRC-00-00 Black



YEC-50 Battery Charger UK SPEC

8-step charger that can charge the battery of your Yamaha motorcycle, scooter, ATV, SMB and/or marine products. Applicable to UK markets only.

- Unique battery charging technology. Fully automatic switch mode charger that analyses the state of the battery, charges and automatically switches to maintenance charging when ready
- Designed for safety: spark-free, protected from reverse polarity connections and short-circuit proof
- Light and compact; handy and easy to store
- Specially tested and approved by Yamaha service engineers to fit our range of motorcycles, scooters, ATV, SMB and other products
- 5 Amp maximum charge current
- Strongest in its class
- Shorter charging time
- Based on CTEK's test winning platform
- With UK-plug
- Combine it with the YEC quick connectors - the Built-in Panel Plug, Charger Indicator and Indicator Panel 150 - for reading the charge condition of your battery and/or for easier access between your Yamaha's battery and the YEC-50 charger

Part numbers

YME-YEC50-UK-10 Black



Yamaha Cam Buckles Tie-downs

Strong and durable straps to tie your Yamaha or any other big object down tightly when transporting it in a van or trailer.

- Ease of operation; simple tensioning and one finger release
- Built-in soft hook on the fixed end for looping around handlebars, frame tubes, triple-tree clamps and other structural parts
- Zinc cam buckle is foreseen with a pressure plate to reduce webbing abrasion
- Features the Yamaha logo at intervals
- Assembly strength: 540kg (1,200lb)
- Working load limit: 180kg (400lb)
- Sold per set of two

Part numbers

ACC-05558-40-28 Blue



Yamaha Ratcheting Tie-downs

Strong and durable straps to tie your Yamaha or any other big object down tightly when transporting it in a van or trailer.

- Ease of operation; simple tensioning and one finger release
- Built-in soft hook on the fixed end for looping around handlebars, frame tubes, triple-tree clamps and other structural parts
- Ratchet handle is foreseen of a rubber cover for a solid grip
- Features the Yamaha logo at intervals
- Assembly strength: 540kg (1,200lb)
- Working load limit: 180kg (400lb)
- Sold per set of two

Part numbers

ACC-05558-40-30 Blue

YEC-9 Battery Charger EU Spec

6-step charger that can charge the battery of your Yamaha motorcycle, scooter, ATV, SMB and/or marine products. Applicable to European markets only.



- With EU-plug
- Unique battery charging technology. Fully automatic switch mode charger that analyses the state of the battery, charges and automatically switches to maintenance charging when ready
- Designed for safety: spark-free, protected from reverse polarity connections and short-circuit proof
- Light and compact; handy and easy to store
- Specially tested and approved by Yamaha service engineers
- Includes battery testing and float maintenance
- Identifies fault battery
- Ensures full charge to prolong battery life time
- Based on CTEK's test winning charger platform
- Combine it with the YEC quick connectors - the Built-in Panel Plug, Charger Indicator and Indicator Panel 150 - for reading the charge condition of your battery and/or for easier access between your Yamaha's battery and the YEC-8 charger

Part numbers

YME-YEC09-EU-20	Black
-----------------	-------

Battery Charger CTEK CS ONE

Charger for all types of batteries. New durable design to make it easy to handle, with unique mounting system on the back for quick connection to CS accessories. It can be left safely connected for long periods during maintenance charging.



- Recond option to restore and recondition lead-acid batteries
- 12V supply to support the battery during service work and retain contact power to the vehicle during battery replacement / removal
- Wake up option to revive seemingly dead lithium and lead-acid batteries
- Advanced settings to monitor charger voltage & amperage

Part numbers

YME-YEC01-EU-00	Black
-----------------	-------

YEC-50 Charger EU Spec

8-step charger that can charge the battery of your Yamaha motorcycle, scooter, ATV, SMB and/or marine products.



- Unique battery charging technology
- Designed for safety
- Light and compact
- Specially tested and approved by Yamaha service engineers

Part numbers

YME-YEC50-EU-20	Black
-----------------	-------



Yamaha Sliding T-Driver Set

Very compact T-driver tool with all Yamaha size socket.

- Includes a 3/8" tip driver
- 8, 10, 12, 14, and 17mm sockets and 5 and 6mm hex bits and a #2 Phillips screwdriver bit
- A socket clip attaches to the driver to keep the sockets in order
- Rugged vinyl pouch keeps the tools protected

Part numbers

ACC-05558-40-67 Chrome

YEC-9 Charger UK Specification

6-step charger that can charge the battery of your Yamaha motorcycle, scooter, ATV, SMB and/or marine products.

- Designed for safety
- Combine it with the YEC quick connectors
- Specially tested and approved by Yamaha service engineers
- Unique battery charging technology
- Light and compact



Part numbers

YME-YEC09-UK-20 Black

Battery Charger CTEK CS ONE

Charger for all types of batteries. New durable design to make it easy to handle, with unique mounting system on the back for quick connection to CS accessories. It can be left safely connected for long periods during maintenance charging.

- Recond option to restore and recondition lead-acid batteries
- 12V supply to support the battery during service work and retain contact power to the vehicle during battery replacement / removal
- Wake up option to revive seemingly dead lithium and lead-acid batteries
- Advanced settings to monitor charger voltage & amperage



Part numbers

YME-YEC01-UK-00 Black

Axon Winch Wiring Kit by WARN®

The AXON Wiring Kit by WARN® includes everything needed to install an AXON Series winch.

- Kit Includes:
- Wired remote
- Unit-specific wiring and Yamaha connectors
- Dedicated location for dash-mounted rocker switch
- Requires Fairlead Mount: Part BAR-F28M0-V0-00 or Accessory Front Grab Bar: Part BAR-F84L0-V0-00



Part numbers

DBY-10639-00-00 Black

Required parts

BAR-F28M0-V0-00 Winch Mount By WARN®

DBY-10583-00-00 Winch with Synthetic Wire Rope by WARN®

BAR-F84L0-V0-00 Front Brush Guard

DBY-10058-40-00 Winch with Synthetic Wire Rope by WARN

Snow Plough Mount Kit X2/X4

Gets your Wolverine X2/ X4 ready to plow snow, dirt, gravel, and more

- All hardware included
- No drilling required



Part numbers

BAR-F84Y0-V0-00 Black

Required parts

DBY-10260-40-00 VRX Winch with Wire Rope by WARN®

DBY-10583-00-00 Winch with Synthetic Wire Rope by WARN®

DBY-10058-40-00 Winch with Synthetic Wire Rope by WARN

Winch with Synthetic Wire Rope by WARN

Combining a powerful motor and smart digital contactor into one, the Motactor™ on the AXON Winch with 15,2 meter of Synthetic Rope is perfect for extreme environments

- 4500lbs = 2041kg
- 6,4 mm of Spydura synthetic rope
- Motactor™ simplifies winch installation by 50%
- Monitor speed, load and motor temperature from winch remote
- Load limiter prevents overloading winch damage
- Rigid all-metal, waterproof construction
- New clutch design based on legendary WARN® 4WD hub lock design



Part numbers

DBY-10058-40-00 Black

Required parts

B4J-F28N0-S0-00 AXON Winch Wiring Kit by WARN

DBY-10639-00-00 Axon Winch Wiring Kit by WARN®

Optional parts

BAR-F84L0-V0-00 Front Brush Guard

Conflicting parts

DBY-10372-00-00 VRX Winch Mount Kit by WARN®

VRX Winch with Wire Rope by WARN®

With its all-metal construction, the WARN® VRX Winch with 15,2 meter of wire rope includes the new clutch developed from the WARN® 4WD hub lock design.

- Upgraded waterproof contactor IP68
- 4500lbs = 2041kg
- 6,4 mm x 15,24 meter steel wire rope
- Automatic load-holding brake for precise control
- Durable all-metal three-stage planetary gear train
- IP68-rated waterproof winch sealing
- Black powder-coated finish for corrosion resistance



Part numbers

DBY-10260-50-00 Black

Required parts

BAR-F28M0-V0-00 Winch Mount By WARN®

BAR-F28N0-V0-00 VRX 450lb Winch Wiring Kit by WARN®

B4J-F28N0-V0-00 VRX Wiring Kit 4500

Optional parts

BAR-F84L0-V0-00 Front Brush Guard

50mm Tow Ball

Designed and engineered with the capability to tow E1-certified trailers.

- Easy to mount
- Fits all OEM tow hook brackets
- Fits 20mm and 25mm diameter
- Approved to E1 certification standard



Part numbers

YME-F85H0-00-01 Chrome

Heavy Duty Trailer Hitch

Allows to pull any trailer with a 50mm towball connection

- Installation in 5 seconds
- Several ways to fit on any ATV or Side by Side Vehicle
- 50mm towball included

**Part numbers**

ATV-W0789-01-00 Black

Winch with Synthetic Wire Rope by WARN®

Combining a powerful motor and smart digital contactor into one, the Motactor™ on the AXON Winch with 15,2 meter of Synthetic Rope is perfect for extreme environments.

- 3500lbs = 1588kg
- 6,4mm of Spydura synthetic rope
- Motactor™ simplifies winch installation by 50%
- Monitor speed, load and motor temperature from winch remote
- Load limiter prevents overloading winch damage
- Rigid all-metal, waterproof construction
- New clutch design based on legendary WARN® 4WD hub lock design

**Part numbers**

DBY-10583-00-00 Black

Required parts

DBY-10639-00-00 Axon Winch Wiring Kit by WARN®

Plough Mount Kit

Kit required to get your Wolverine X2/ X4 ready to plow snow, dirt, gravel, and more.

- No drilling required
- All hardware included

**Part numbers**

BG4-F84Y0-V0-00 Black

VRX Wiring Kit 4500

Kit includes everything needed to install a 4,500 lb. VRX Series winch

- Wired remote
- Unit-specific wiring and Yamaha connectors
- Dedicated location for dash mounted Carling rocker switch
- All necessary hardware and instructions

**Part numbers**

B4J-F28N0-V0-00 Black

Required parts

DBY-10260-40-00 VRX Winch with Wire Rope by WARN®

DBY-10260-50-00 VRX Winch with Wire Rope by WARN®

VRX 2500/3500lb Winch Wiring Kit by WARN®

The VRX Wiring Installation Kit includes everything needed to install a 2,500 or 3,500-pound VRX Series winch



- Wired remote
- Unit-specific wiring and Yamaha connectors
- Dedicated location for dash-mounted rocker switch

Winch Mount By WARN®

The Front Winch Mount provides a secure location to install the Winch Fairlead on your Wolverine X2 and X4 stock Front Grab Bar.



- Required when installing a winch on the OE Front Grab Bar
- Compatible with all winches sold by Yamaha
- Kit includes a mounting plate and necessary hardware
- Made of 4,7mm steel sheet metal with a black powder-coat finish
- This mount is NOT needed when installing a winch on the Accessory Front Grab Bar BAR-F84L0-V0-00

VRX 450lb Winch Wiring Kit by WARN®

The VRX Wiring Installation Kit includes everything needed to install a 4,500-pound VRX Series winch.



- Wired remote
- Unit-specific wiring and Yamaha connectors
- Dedicated location for dash-mounted rocker switch

AXON Winch Wiring Kit by WARN

Kit includes everything needed to install an AXON Series winch.



- Wired remote
- Unit-specific wiring and Yamaha connectors
- Dedicated location for dash mounted Carling rocker switch
- All necessary hardware and instructions

Part numbers

BAR-F28N0-T0-00 Black

Optional parts

DBY-10260-40-00 VRX Winch with Wire Rope by WARN®

DBY-10260-30-00 VRX Winch with Wire Rope by WARN®

BAR-F28M0-V0-00 Winch Mount By WARN®

BAR-F84L0-V0-00 Front Brush Guard

Part numbers

BAR-F28M0-V0-00 Black

Optional parts

DBY-10260-40-00 VRX Winch with Wire Rope by WARN®

DBY-10260-30-00 VRX Winch with Wire Rope by WARN®

DBY-10260-50-00 VRX Winch with Wire Rope by WARN®

DBY-10583-00-00 Winch with Synthetic Wire Rope by WARN®

DBY-10058-40-00 Winch with Synthetic Wire Rope by WARN

DBY-10639-00-00 Axon Winch Wiring Kit by WARN®

Conflicting parts

BAR-F84L0-V0-00 Front Brush Guard

Part numbers

BAR-F28N0-V0-00 Black

Required parts

DBY-10058-40-00 Winch with Synthetic Wire Rope by WARN

Optional parts

BAR-F28M0-V0-00 Winch Mount By WARN®

BAR-F84L0-V0-00 Front Brush Guard

Part numbers

B4J-F28N0-50-00 Black

Required parts

DBY-10583-00-00 Winch with Synthetic Wire Rope by WARN®

DBY-10058-40-00 Winch with Synthetic Wire Rope by WARN

3500 lb. Wire Rope

Direct replacement for the wire rope of the WARN® winch

- Replacement part

**Part numbers**

DBY-10097-20-00	Black
-----------------	-------

Synthetic Wire Rope 4500lb

Direct replacement for the synthetic rope of the WARN® 4500 lb. winch.

- Replacement part

**Part numbers**

DBY-10097-50-00	Grey
-----------------	------

VRX Winch with Wire Rope by WARN®

With its all-metal construction, the WARN® VRX Winch with 15,24meter of steel wire rope includes the new clutch developed from the WARN® 4WD hub lock design.

- Upgraded waterproof contactor IP68
- 3500lbs = 1587kg
- 5,6 mm x 15,24 meter steel wire rope
- Automatic load-holding brake for precise control
- Durable all-metal three-stage planetary gear train
- IP68-rated waterproof winch sealing
- Black powder-coated finish for corrosion resistance

**Part numbers**

DBY-10260-40-00	Black
-----------------	-------

Required parts

BAR-F28M0-V0-00	Winch Mount By WARN®
BAR-F84L0-V0-00	Front Brush Guard
DBY-10372-00-00	VRX Winch Mount Kit by WARN®

Optional parts

BAR-F84L0-V0-00	Front Brush Guard
-----------------	-------------------

VRX Winch with Wire Rope by WARN®

With its all-metal construction, the WARN® VRX Winch with 50 feet of wire rope includes the new clutch developed from the WARN® 4WD hub lock design.

- Upgraded waterproof contactor IP68
- 2500lbs = 1134kg
- 4,88 mm x 15,24 meter steel wire rope
- Automatic load-holding brake for precise control
- Durable all-metal three-stage planetary gear train
- IP68-rated waterproof winch sealing
- Black powder-coated finish for corrosion resistance

**Part numbers**

DBY-10260-30-00	Black
-----------------	-------

Required parts

DBY-10372-00-00	VRX Winch Mount Kit by WARN®
-----------------	------------------------------

VRX Winch Mount Kit by WARN®

The Front Winch Mount Kit includes everything needed to install a VRX Series winch.



Kit includes:

- Mounting plate
- Unit-specific wiring and Yamaha connectors
- Dedicated location for dash-mounted rocker switch
- Wired remote
- Maximum VRX winch capacity: 1558 kg

ProVantage Plough Pulley

The plough pulley provides a better control of plow blade while reducing the stress on the components.



- Doubles the lifting advantage and slows down the blade movement.
- Contributes to longer rope life.
- Reducing load and bend over angle.
- Will not work with the Power Pivot or a Power Lift.

Part numbers

DBY-10372-00-00	Black
-----------------	-------

Optional parts

DBY-10260-40-00	VRX Winch with Wire Rope by WARN®
DBY-10583-00-00	Winch with Synthetic Wire Rope by WARN®

Conflicting parts

DBY-10058-40-00	Winch with Synthetic Wire Rope by WARN
-----------------	--

Part numbers

ATV-84526-00-00	Black
-----------------	-------

Grizzly 700 EPS XT-R



Grizzly 700 - Protection Pack

Enhance the protection and the usability of your ATV with the Protection Pack. Protection Pack includes: Front - Middle and Rear Bash Plate, Front and Rear A-Arm Skidplate, Heavy-Duty Rear Grab Bar and the Heavy-Duty Front Brush Guard.

- Durable construction.
- The Pack includes all the necessary components



Part numbers

VPR-VG700-23-00

Conflicting parts

B4F-F84L0-V0-00	Heavy-Duty Front Brush Guard - Grizzly
2BG-F147F-01-00	Rear Bash Plate
2BG-F3123-01-00	Front A-arm Skid Plate
ATV-3B400-00-15	Middle Bash Plate
B16-E84C0-V0-00	Front Bash Plate
B4F-F85E0-V0-00	Heavy-Duty Rear Grab Bar

ATV TEK FlexGrip™ Pro Double

The same benefits of the Pro Single but multiplied by two. Despite the bumpiest terrain your gun, bow, ice auger, etc. will be in the exact place you originally put it in by the end of your journey

- Fits any FlexGrip™ product
- Provides an additional 16" of horizontal adjustability once
- Fits all Utility ATV Racks



Part numbers

ABA-FFG20-00-00 Black

Optional parts

ABA-VFG20-00-00	ATV TEK V-Grip™ Double
ABA-FFG10-00-00	ATV TEK FlexGrip™ Pro Single

Conflicting parts

ABA-VFG20-00-00	ATV TEK V-Grip™ Double
-----------------	------------------------

ATV TEK FlexGrip™ Pro Single

Despite the bumpiest terrain your gun, bow, ice auger, etc. will be in the exact place you originally put it in by the end of your journey.

- Fits all Utility ATV Racks
- Fits any FlexGrip™ product
- Provides an additional 16" of horizontal adjustability once



Part numbers

ABA-FFG10-00-00 Black

Optional parts

ABA-FFG20-00-00	ATV TEK FlexGrip™ Pro Double
ABA-VFG20-00-00	ATV TEK V-Grip™ Double

Front Cargo Box

Ideal to take your essentials for the ride or the job.



- Made of durable, high quality and low-density polyethylene plastic
- Water and dust resistant; sealed lids use rubber ball and socket straps
- 37L capacity
- 33cc can holders for use during the trail
- Designed to mount on stock rack and includes installation hardware
- Combine it with the optional Rear Cargo Box for added luggage and storage capacity

Part numbers

B16-F83P0-V0-00 Aluminium

Optional parts

B16-F83P0-T0-00 Rear Cargo Box

ATV TEK V-Grip™ Double

A true custom fit for your tools that attaches to the FusionFit™ Bed Rail Attachment Kit. Experience effortless installation, solid mounting, and easily adjustable knobs for quick, tool-free alterations while on the move. Includes forks (2), mounting blocks (2), rubber snubbers (2), and all necessary mounting hardware for easy installation.



- Improved tubular and composite rack mounting system

Part numbers

ABA-VFG20-00-00 Black

Optional parts

ABA-FFG20-00-00 ATV TEK FlexGrip™ Pro Double

ABA-FFG10-00-00 ATV TEK FlexGrip™ Pro Single

Conflicting parts

ABA-FFG20-00-00 ATV TEK FlexGrip™ Pro Double

Rear Cargo Box

Ideal to take your essentials for the ride or the job.



- Made of durable, high quality and low-density polyethylene
- Water and dust-resistant
- 66L capacity
- 33cc can holders for use during the trail
- Designed to mount on stock rack and includes installation hardware
- Mounting location for flag or whip
- Combine it with the optional Front Cargo Box for added luggage and storage capacity

Part numbers

B16-F83P0-T0-00 Black

Optional parts

B16-F83P0-V0-00 Front Cargo Box

Soft Side Cooler

Ideal for keeping your beverages and snacks cool while out on the trail, on the water or for any other outdoor activity.



- Includes a shoulder strap
- Includes Yamaha logo bottle opener
- Waterproof liner and high-density insulation
- Zippered storage compartment easily holds 24 cans including ice
- Securely held with a four point, quick release tie-down

Part numbers

B8K-F847U-V0-00 Black



Universal Phone Clamp Plus

The Universal Phone Clamp is designed to fit your smartphone with or without standard phone cases. Engineered with high-quality materials, the Universal Phone Clamp will ensure a tight and secure grip on your device while you focus on the road.

- Adaptable to phones of 56 to 82 mm
- An essential tool for hands-free convenience
- Slim and lightweight design
- Adjustable system
- Non slip TPU grip inserts
- Connectable to SP Connect standard and Plus Quick & Secure mounting system

Protection Case Smart Phone

The slim and functional case protects your smartphone at all times and lets you mount it to the wide variety of SP Connect™ PLUS mounts. Securely mount your phone with its patented twist-to-lock mechanism

- Use of all ports and buttons
- 3-layer case construction for ultimate safeguarding
- Functionality of wireless charging is not impaired
- Slim and lightweight design
- Protective and functional



Phone Protection Case

The slim and functional phone case protects your smartphone at all times and lets you mount it to a wide variety of mounts and various SP Connect™ compatible devices. Securely mount your phone with its patented twist-to-lock mechanism.

- Slim, protective and functional
- 3-layer case construction for ultimate safeguarding
- Use of all ports and buttons
- Functionality of wireless charging is not impaired



Part numbers

YME-FUPCL-P0-00	Black
-----------------	-------

Required parts

YME-FMKIT-00-02	Bar Mount
-----------------	-----------

Part numbers

YME-FCASP-91-50	Black
YME-FCASP-91-60	Black
YME-FCASP-91-40	Black
YME-FCASP-92-10	Black
YME-FCASP-91-80	Black
YME-FCASP-91-90	Black
YME-FCASP-91-70	Black

Part numbers

YME-FCAS9-00-00	Samsung S8/S9
YME-FCAS9-93-00	Black
YME-FCAS9-94-00	Black
YME-FCAS9-60-00	Samsung S20
YME-FCASA-50-00	iPhone 11 Pro / XS / X
YME-FCAS9-20-00	Samsung S8+ / S9+
YME-FCAS9-30-00	Samsung S10
YME-FCAS9-50-00	Samsung S10E
YME-FCAS9-40-00	Samsung S10+
YME-FCAS9-80-00	Samsung S20 Ultra
YME-FCAS9-70-00	Samsung S20+
YME-FCAS9-00-02	Samsung S21
YME-FCAS9-70-02	Samsung S21 Plus
YME-FCASA-70-02	iPhone 12 / Pro
YME-FCASA-90-02	iPhone 12 Pro Max
YME-FCAS9-01-00	Samsung S20 FE
YME-FCAS9-90-00	Samsung S21 Ultra
YME-FCASA-95-00	iPhone 12 Mini
YME-FCASA-94-00	iPhone13 Pro Max
YME-FCASA-93-00	iPhone 13 / Pro
YME-FCASA-92-00	iPhone 13 Mini
YME-FCASA-91-00	iPhone 13
YME-FCAS9-91-00	Black



Bar Mount

Attach your SP Connect phone case, or other SP Connect™ compatible devices to your motorbike with the Moto Mount Pro. The mount is CNC milled out of aircraft-grade aluminum and fits standard and oversized handlebars. To further protect your smartphone, the mount also has a unique vibration dampening system that cuts G-forces by up to 40% (depending on bike & phone model). You can mount it with the positioning arm or as a direct clamp mount - both versions allow 360° rotation to find the perfect position.

- CNC machined from aircraft grade aluminum
- Vibration dampening system
- Portrait / Landscape Orientation
- 360° rotation
- Fits standard and oversize handlebar
- Stainless steel fitting hardware
- Yamaha logo

Twin air pre-oiled dual layer air filter

Improved air flow and filtration.

- Pre-oiled with bio-degradable oil
- Can be cleaned with water and soap



Front Rack Extension

Additional extension to the standard front rack to keep your belongings secured.

- Made of bent steel tubing for strenght and durability
- Extends front rack height to 150mm
- Easy to install on stock racks, using included hardware
- Compatible with optional Gun Boot Mount, Cooler Box Carrier and Front Rack Bag



Wheel cap

Gives a more unique appearance to the unit

- OEM part



Part numbers

YME-FMKIT-00-02 Black

Required parts

YME-FUPCL-P0-00 Universal Phone Clamp Plus

YME-FWIRE-00-02 Wireless Charging Module

Part numbers

B16-E4451-0T-00 Green

Part numbers

B16-F48B0-V0-00 Black

Optional parts

B16-K750B-V0-00 Gun Boot Mount

Part numbers

1RB-F530B-00-00 Black

Optional parts

B4F-F5168-21-00 Alloy Rim Front and Rear 10"x14"

B32-F5168-10-00 Alloy Rim Front 8"x12"

B32-F5338-10-00 Alloy Rim Rear 10"x12"

**Alloy Rim Front 8"x12"**

Gives a more unique appearance to the unit

- Hub caps can be ordered to fit the wheel
- Air valve is not included
- OEM part

Wheel cap - Chrome

Gives a more unique appearance to the unit

- OEM part

**Part numbers**

B32-F5168-10-00	Aluminium
B32-F5168-00-00	Matt Black
B32-F5168-A0-00	Black

Optional parts

B32-F5338-10-00	Alloy Rim Rear 10"x12"
1RB-F530B-10-00	Wheel cap - Chrome
1RB-F530B-00-00	Wheel cap

Part numbers

1RB-F530B-10-00	Chrome
-----------------	--------

Optional parts

B4F-F5168-21-00	Alloy Rim Front and Rear 10"x14"
B32-F5168-10-00	Alloy Rim Front 8"x12"
B32-F5338-10-00	Alloy Rim Rear 10"x12"

Part numbers

B32-F5338-10-00	Aluminium
B32-F5338-00-00	Black
B32-F5338-A0-00	Black

Optional parts

B32-F5168-10-00	Alloy Rim Front 8"x12"
1RB-F530B-10-00	Wheel cap - Chrome
1RB-F530B-00-00	Wheel cap

Part numbers

B4F-F5168-21-00	Matt Black
B4F-F5168-40-00	Frozen Titanium

Optional parts

1RB-F530B-10-00	Wheel cap - Chrome
1RB-F530B-00-00	Wheel cap

Alloy Rim Rear 10"x12"

Gives a more unique appearance to the unit

- Hub caps can be ordered to fit the wheel
- Air valve is not included
- OEM part

**Alloy Rim Front and Rear 10"x14"**

Gives a more unique appearance to the unit

-





Gun Boot Mount

Bracket with pin on top. The most convenient way to secure your gun boot.

- Reinforcement strap tightly secures the boot in place when riding in rugged terrain
- Allows to remove the bottom end of the gun boot without sliding it out of the mount
- Suitable for both the optional available Gun Boot and Deluxe Gun Boot

Part numbers

B16-K750B-V0-00	Black
-----------------	-------



Aluminium Valve Cap Knurled Pattern

Yamaha-branded valve cap

- Billet aluminium valve cap with Yamaha logo
- Available in 3 colors: black, blue and red

Part numbers

90338-W1016-BL	Black
----------------	-------

90338-W1016-BU	Blue
----------------	------

90338-W1016-RE	Red
----------------	-----



Aluminium Valve Cap Helical pattern

Yamaha-branded valve cap

- Billet aluminium valve cap with Yamaha logo
- Available in 3 colors: black, blue and red

Part numbers

90338-W1018-BU	Blue
----------------	------

90338-W1018-BL	Black
----------------	-------

90338-W1018-RE	Red
----------------	-----



Heavy-Duty Rear Grab Bar

This rugged rear grab bar is designed to protect the taillight and total rear end of the ATV.

- Includes mounting points for auxiliary lights

Part numbers

B4F-F85E0-V0-00	Black
-----------------	-------

Optional parts

B4F-F84L0-V0-00	Heavy-Duty Front Brush Guard - Grizzly
-----------------	--



Rear Bash Plate

Durable protection for tight approaches, high stumps or rocks on the trail.

- Adds protection to the rear main frame
- Made of lightweight aluminium
- Replaces stock rear plate for a nice finishing
- Constructed of 5052 brushed aluminium
- Combine it with the optional Front and Middle Bash Plate for added protection

Part numbers

2BG-F147F-01-00	Aluminium
-----------------	-----------

Required parts

ATV-3B400-00-15	Middle Bash Plate
B16-E84C0-V0-00	Front Bash Plate

Optional parts

2BG-F3123-01-00	Front A-arm Skid Plate
-----------------	------------------------



Heavy-Duty Front Brush Guard - Grizzly

This rugged Brush Guard is designed to provide additional protection while you're out on the trail. It was designed to seamlessly integrate with the front profile of the Grizzly while adding a tough, aggressive look. Helps protect the front end, fenders, and headlights.

- Direct replacement for stock front grab bar, using stock mounts and hardware
- Durable bent steel tubing construction

Part numbers

B4F-F84L0-V0-00	Black
-----------------	-------

Optional parts

B4F-F85E0-V0-00	Heavy-Duty Rear Grab Bar
-----------------	--------------------------



Front Bash Plate

Durable protection for tight approaches, high stumps or rocks on the trail.

- Does not affect the approach angle
- Constructed of 5052 brushed aluminium
- Replaces stock front plate for a nice finishing
- Compatible with stock and optional front Grab Bars and optional winches available
- Combine it with the optional Middle and Rear Bash Plate for added protection

Part numbers

B16-E84C0-V0-00	Aluminium
-----------------	-----------

Required parts

2BG-F147F-01-00	Rear Bash Plate
ATV-3B400-00-15	Middle Bash Plate

Optional parts

2BG-F3123-01-00	Front A-arm Skid Plate
-----------------	------------------------



Middle Bash Plate

Durable protection for tight approaches, high stumps or rocks on the trail.

- Made of lightweight brushed aluminium
- Replaces stock middle plate for a nice finishing
- Constructed of 5052 brushed aluminium
- Combine it with the optimal Front and Rear Bash Plate for added protection

Part numbers

ATV-3B400-00-15	Aluminium
-----------------	-----------

Required parts

2BG-F147F-01-00	Rear Bash Plate
B16-E84C0-V0-00	Front Bash Plate

Optional parts

2BG-F3123-01-00	Front A-arm Skid Plate
-----------------	------------------------

Conflicting parts

VPR-VG700-23-00	Grizzly 700 - Protection Pack
-----------------	-------------------------------

Front A-arm Skid Plate

Durable protection for tight approaches, high stumps or rocks on the trail.



- Replaces stock front plate for a nice finishing
- Constructed of 5052 brushed aluminium

Part numbers

2BG-F3123-01-00	Aluminium
-----------------	-----------

Optional parts

2BG-F147F-01-00	Rear Bash Plate
ATV-3B400-00-15	Middle Bash Plate
B16-E84C0-V0-00	Front Bash Plate

ATV Overfenders Kit

These overfenders feature a tough, aggressive look and a custom formed design that helps protect you from water, mud, and other trail debris.



- Constructed of tough, durable TPO plastic that is wider at the base to deflect more trail debris
- Overfenders follow the fender lines to create seamless, unified body lines

Part numbers

2UD-F15E0-V1-00	Black
-----------------	-------

Yamaha Handguards for Grizzly

Introducing our exclusive handguards, meticulously crafted with the dynamic rider in focus. Engineered for the most active enthusiasts, these handguards boast ergonomic design to ensure a perfect fit. Not only do they provide optimal wind protection, but their closed loop style also delivers enhanced safeguarding and durability against debris. Elevate your riding experience with the perfect blend of style and functionality – choose our unique handguards today!

**Part numbers**

G75-P01HG-10-00	Black
-----------------	-------

Windshield

Provides protection from wind and trail debris.



- Tough, durable and shatter-resistant Polycarbonate
- Enhanced comfort for the rider, especially in bad weather conditions
- Easily removable, after initial installation
- Tilt is adjustable
- Offers protection to rider's hands, chest and head
- With headlight cut-out

Part numbers

2UD-F83J0-V0-00	Transparent
-----------------	-------------

Spot Light Kit

Enhances sight in low-light conditions with LED technology.



- Powerful spot light
- Easy installation with included hardware
- Easy installation using strong ThreeBond® adhesive for a permanent mount
- Powerful LED spot light with 18 leds
- Easy installation
- Ram mount with U bolt for rail mount included
- 12 volt output socket included
- Rubber ball absorbs shock and vibration
- Easily detachable from ram mount
- Weather-resistant rubber body shield
- On/off switch on the light
- Length of power cord is 125 cm - 175 cm
- 30 degrees beam
- Frosted lens
- 9 watts
- 1900 lumens
- 4500K colour temp

Part numbers

ABA-2HR35-10-00 Black

Hour & Tacho Meter

Meter to help you to keep track of your engine's operating hours.



- Includes pre-programmed service intervals at 10 hours (initial) and every 50 hours thereafter
- A flash alert displays for a 2-hour period upon reaching the specified interval
- Works with all Yamaha 4-stroke models, including Yamaha gasoline generators and pumps

Part numbers

ENG-METER-4C-01 Black

Power Cable Wireless Charger

Use the CABLE WIRELESS CHARGER to connect the Wireless Charging Module directly to a power source (i.e. motorcycle battery / ignition)



- Compatible with the Wireless Charging Module
- Integrated voltage converter (12V / 6V to 5V)
- Cable for direct wiring to battery
- Length of cable: 120cm

Part numbers

YME-FCABW-00-02 Black

Wireless Charging Module

The Wireless Charging module can be mounted on any SP Connect mount. The SP Connect Phone Case attaches in seconds with a 90 ° turn. For wireless charging, it has to be attached to a power source (USB socket, battery, power bank). Perfect for longer trips as you can charge your smartphone on the go.



- Weatherproof
- Compatible with all SP Connect MicroRail mounts and adapters
- Power: up to 7.5W, 1 USB-C / USB cable (50cm)
- Dimensions: 95mm x 55mm x 12mm
- Includes necessary installation tools

Part numbers

YME-FWIRE-00-02 Black

Required parts

YME-FMKIT-00-02 Bar Mount

Optional parts

YME-FCABW-00-02 Power Cable Wireless Charger

Heated Grips Hi/Lo

Highly increase your riding comfort.

- Special molded rubber grips for great feel
- Even and consistent heat distribution from unique flex-circuit technology
- Totals 40 watts and draws less than 3 amps
- By Heat Demon



Part numbers

DBY-ACC56-00-44 Black

ATV Thumb Warmer by Heat Demon

Keeps riders thumbs warm in the cold weather.

- One adhesive-backed silicone thumb warmer
- The warmer features a simple hi/lo/off operation
- Plug and play



Part numbers

DBY-ACC56-00-47 Black

Optional parts

DBY-ACC56-00-44 Heated Grips Hi/Lo

Demon Quad Zone Heated Grips

Offers heated grips and heated thumb on ATV units

- Includes two heated clamp-on grips
- Quad Zone controller offers five levels of heat
- One adhesive-backed silicone thumb warmer
- Maximum 45 watts (20 per grip, 5 per thumb warmer) at 14 volt
- Customisable heat levels for each thumb
- Plug and play
- Fits 22mm handlebars



Part numbers

DBY-ACC56-00-46 Black

Optional parts

DBY-ACC56-00-48 ATV Seat Heater by Heat Demon®

ATV Seat Heater by Heat Demon®

A thin & flexible seat heater, that installs underneath stock seat cover and warms quickly



- Foam cover measures 305mm x 254mm
- Includes on/off switch
- Heater measures 254mm x 229mm
- Controller included
- ATV 4 zone grip heaters are sold separately

Part numbers

DBY-ACC56-00-48 Black

Optional parts

DBY-ACC56-00-47 ATV Thumb Warmer by Heat Demon

DBY-ACC56-00-46 Demon Quad Zone Heated Grips

ATV Storage Cover

This ATV Storage Cover helps protect your ATV while in storage.



- Cover also fits with installed accessories

Part numbers

ATV-COVER-02-00 Black

Yamaha Racing Pit Mat

The Race Pit Mat is perfect for the garage, outdoors, or in the pits at the track to provide superior footing.



- Waterproof
- FIM approved
- Rubber backing
- Min. 1 liter oil absorption
- Size: 210 x 100 cm

Part numbers

YME-ENVIR-HQ-01 Blue

YME-ENVIR-HQ-00 Black

YEC-9 Battery Charger EU Spec

6-step charger that can charge the battery of your Yamaha motorcycle, scooter, ATV, SMB and/or marine products. Applicable to European markets only.



- With EU-plug
- Unique battery charging technology. Fully automatic switch mode charger that analyses the state of the battery, charges and automatically switches to maintenance charging when ready
- Designed for safety: spark-free, protected from reverse polarity connections and short-circuit proof
- Light and compact; handy and easy to store
- Specially tested and approved by Yamaha service engineers
- Includes battery testing and float maintenance
- Identifies fault battery
- Ensures full charge to prolong battery life time
- Based on CTEK's test winning charger platform
- Combine it with the YEC quick connectors - the Built-in Panel Plug, Charger Indicator and Indicator Panel 150 - for reading the charge condition of your battery and/or for easier access between your Yamaha's battery and the YEC-8 charger

Part numbers

YME-YEC09-EU-20 Black

Battery Charger CTEK CS ONE

Charger for all types of batteries. New durable design to make it easy to handle, with unique mounting system on the back for quick connection to CS accessories. It can be left safely connected for long periods during maintenance charging.



- Recond option to restore and recondition lead-acid batteries
- 12V supply to support the battery during service work and retain contact power to the vehicle during battery replacement / removal
- Wake up option to revive seemingly dead lithium and lead-acid batteries
- Advanced settings to monitor charger voltage & amperage

Part numbers

YME-YEC01-EU-00 Black

YEC-50 Charger EU Spec

8-step charger that can charge the battery of your Yamaha motorcycle, scooter, ATV, SMB and/or marine products.



- Unique battery charging technology
- Designed for safety
- Light and compact
- Specially tested and approved by Yamaha service engineers

Part numbers

YME-YEC50-EU-20 Black



Yamaha Sliding T-Driver Set

Very compact T-driver tool with all Yamaha size socket.

- Includes a 3/8" tip driver
- 8, 10, 12, 14, and 17mm sockets and 5 and 6mm hex bits and a #2 Phillips screwdriver bit
- A socket clip attaches to the driver to keep the sockets in order
- Rugged vinyl pouch keeps the tools protected

Part numbers

ACC-05558-40-67 Chrome

YEC-9 Charger UK Specification

6-step charger that can charge the battery of your Yamaha motorcycle, scooter, ATV, SMB and/or marine products.

- Designed for safety
- Combine it with the YEC quick connectors
- Specially tested and approved by Yamaha service engineers
- Unique battery charging technology
- Light and compact

Part numbers

YME-YEC09-UK-20 Black



Battery Charger CTEK CS ONE

Charger for all types of batteries. New durable design to make it easy to handle, with unique mounting system on the back for quick connection to CS accessories. It can be left safely connected for long periods during maintenance charging.

- Recond option to restore and recondition lead-acid batteries
- 12V supply to support the battery during service work and retain contact power to the vehicle during battery replacement / removal
- Wake up option to revive seemingly dead lithium and lead-acid batteries
- Advanced settings to monitor charger voltage & amperage

Part numbers

YME-YEC01-UK-00 Black



Metric Tool Kit

Comprehensive tool set that prepares you for just about anything the road will throw at you..

- Includes ring, open end spanners 8, 10, 12 & 14, adjustable spanner, vice grips, 4 way Phillips, flat screw driver, sparkplug spanner and plu gap gauge
- Includes also a roll of black electrical tape, tyre pressure gauge, cable ties, wire, rag and #3, 4, 5 & 6 Allen keys
- Comes in a compact roll-up pouch
- Can easily be stowed away in your saddlebag, side case, top case, etc.

Part numbers

ABA-METRC-00-00 Black



YEC-50 Battery Charger UK SPEC

8-step charger that can charge the battery of your Yamaha motorcycle, scooter, ATV, SMB and/or marine products. Applicable to UK markets only.



- Unique battery charging technology. Fully automatic switch mode charger that analyses the state of the battery, charges and automatically switches to maintenance charging when ready
- Designed for safety: spark-free, protected from reverse polarity connections and short-circuit proof
- Light and compact; handy and easy to store
- Specially tested and approved by Yamaha service engineers to fit our range of motorcycles, scooters, ATV, SMB and other products
- 5 Amp maximum charge current
- Strongest in its class
- Shorter charging time
- Based on CTEK's test winning platform
- With UK-plug
- Combine it with the YEC quick connectors - the Built-in Panel Plug, Charger Indicator and Indicator Panel 150 - for reading the charge condition of your battery and/or for easier access between your Yamaha's battery and the YEC-50 charger

Part numbers

YME-YEC50-UK-10	Black
-----------------	-------

Yamaha Cam Buckles Tie-downs

Strong and durable straps to tie your Yamaha or any other big object down tightly when transporting it in a van or trailer.



- Ease of operation; simple tensioning and one finger release
- Built-in soft hook on the fixed end for looping around handlebars, frame tubes, triple-tree clamps and other structural parts
- Zinc cam buckle is foreseen with a pressure plate to reduce webbing abrasion
- Features the Yamaha logo at intervals
- Assembly strength: 540kg (1,200lb)
- Working load limit: 180kg (400lb)
- Sold per set of two

Part numbers

ACC-05558-40-28	Blue
-----------------	------

Yamaha Ratcheting Tie-downs

Strong and durable straps to tie your Yamaha or any other big object down tightly when transporting it in a van or trailer.



- Ease of operation; simple tensioning and one finger release
- Built-in soft hook on the fixed end for looping around handlebars, frame tubes, triple-tree clamps and other structural parts
- Ratchet handle is foreseen of a rubber cover for a solid grip
- Features the Yamaha logo at intervals
- Assembly strength: 540kg (1,200lb)
- Working load limit: 180kg (400lb)
- Sold per set of two

Part numbers

ACC-05558-40-30	Blue
-----------------	------

ATV Rear Axel Drive Assemblies

Should the day ever come that you need to replace a damaged axle assembly, you can now easily order the complete OEM axle assembly with one part number.

- Proven stock quality and durability
- Kit comes fully assembled
- No need to hassle with grease or special tools

**Part numbers**

2UD-2531H-00-00

Heavy Duty Trailer Hitch

Allows to pull any trailer with a 50mm towball connection

- Installation in 5 seconds
- Several ways to fit on any ATV or Side by Side Vehicle
- 50mm towball included

**Part numbers**

ATV-W0789-01-00 Black

Required parts

B16-F85H0-V0-00 Receiver Hitch

Receiver Hitch

Allows the usage of a standard ball mount to tow a small trailer.

- Accepts 2" receiver and standard hitch pin
- Easy bolt-on of ball mount

**Part numbers**

B16-F85H0-V0-00 Black

Optional parts

ATV-W0789-01-00 Heavy Duty Trailer Hitch

Heavy Duty Plough Blade 54"

Super-handy tool suitable to shove snow, sand or gravel away with ease.

- Most versatile, durable and high-performance plough available on the market for many heavy-duty outdoor work
- Center cross member adds extra rigidity
- Boxed design contributes to extra support
- Thick and sturdy wear bar with steep angle for maximum surface scrapping
- Special low friction powder-coated finish prevents snow to stick to the blade
- Most complete plough due its ability to be applied with a variety of useful optional accessories such as the Plough Marker Set, Plough Blade Side Wall, Plow Lift Rope, etc. Please see enclosed application matrix for all available accessories
- Easy to mount

**Part numbers**

43P-F85B0-V0-00 Yellow

Required parts

DBY-10636-00-00 Snow Plough Mount

ATV-84526-00-00 ProVantage Plough Pulley

Winch Mount VRX

The Front Winch Mount Kit includes everything needed to install a VRX Series winch.

- Mounting plate
- Unit-specific wiring and Yamaha connectors
- Dedicated location for handlebar-mounted rocker switch power cables



Part numbers

DBY-10199-00-00 Black

Required parts

DBY-10260-40-00	VRX Winch with Wire Rope by WARN®
DBY-10260-30-00	VRX Winch with Wire Rope by WARN®

VRX Winch with Wire Rope by WARN®

With its all-metal construction, the WARN® VRX Winch with 15,24meter of steel wire rope includes the new clutch developed from the WARN® 4WD hub lock design.

- Upgraded waterproof contactor IP68
- 3500lbs = 1587kg
- 5,6 mm x 15,24 meter steel wire rope
- Automatic load-holding brake for precise control
- Durable all-metal three-stage planetary gear train
- IP68-rated waterproof winch sealing
- Black powder-coated finish for corrosion resistance



Part numbers

DBY-10260-40-00 Black

VRX Winch with Wire Rope by WARN®

With its all-metal construction, the WARN® VRX Winch with 50 feet of wire rope includes the new clutch developed from the WARN® 4WD hub lock design.

- Upgraded waterproof contactor IP68
- 2500lbs = 1134kg
- 4,88 mm x 15,24 meter steel wire rope
- Automatic load-holding brake for precise control
- Durable all-metal three-stage planetary gear train
- IP68-rated waterproof winch sealing
- Black powder-coated finish for corrosion resistance



Part numbers

DBY-10260-30-00 Black

ProVantage Plough Pulley

The plough pulley provides a better control of plow blade while reducing the stress on the components.

- Doubles the lifting advantage and slows down the blade movement.
- Contributes to longer rope life.
- Reducing load and bend over angle.
- Will not work with the Power Pivot or a Power Lift.



Part numbers

ATV-84526-00-00 Black

Required parts

43P-F85B0-V0-00 Heavy Duty Plough Blade 54"

Snow Plough Mount

Easily mounts on Grizzly and Kodiak models to hold the 54" Ploughblade

- Easy Installation



Part numbers

DBY-10636-00-00 Black

Required parts

43P-F85B0-V0-00 Heavy Duty Plough Blade 54"

50mm Tow Ball

Designed and engineered with the capability to tow E1-certified trailers.

- Easy to mount
- Fits all OEM tow hook brackets
- Fits 20mm and 25mm diameter
- Approved to E1 certification standard



Part numbers

YME-F85H0-00-01 Chrome

Grizzly 700 EPS SE



Grizzly 700 - Protection Pack

Enhance the protection and the usability of your ATV with the Protection Pack. Protection Pack includes: Front - Middle and Rear Bash Plate, Front and Rear A-Arm Skidplate, Heavy-Duty Rear Grab Bar and the Heavy-Duty Front Brush Guard.

- Durable construction.
- The Pack includes all the necessary components



Part numbers

VPR-VG700-23-00

Conflicting parts

B4F-F84L0-V0-00	Heavy-Duty Front Brush Guard - Grizzly
2BG-F147F-01-00	Rear Bash Plate
2BG-F3123-01-00	Front A-arm Skid Plate
ATV-3B400-00-15	Middle Bash Plate
B16-E84C0-V0-00	Front Bash Plate
B4F-F85E0-V0-00	Heavy-Duty Rear Grab Bar

ATV TEK FlexGrip™ Pro Double

The same benefits of the Pro Single but multiplied by two. Despite the bumpiest terrain your gun, bow, ice auger, etc. will be in the exact place you originally put it in by the end of your journey

- Fits any FlexGrip™ product
- Provides an additional 16" of horizontal adjustability once
- Fits all Utility ATV Racks



Part numbers

ABA-FFG20-00-00 Black

Optional parts

ABA-VFG20-00-00	ATV TEK V-Grip™ Double
ABA-FFG10-00-00	ATV TEK FlexGrip™ Pro Single

Conflicting parts

ABA-VFG20-00-00	ATV TEK V-Grip™ Double
-----------------	------------------------

ATV TEK FlexGrip™ Pro Single

Despite the bumpiest terrain your gun, bow, ice auger, etc. will be in the exact place you originally put it in by the end of your journey.

- Fits all Utility ATV Racks
- Fits any FlexGrip™ product
- Provides an additional 16" of horizontal adjustability once



Part numbers

ABA-FFG10-00-00 Black

Optional parts

ABA-FFG20-00-00	ATV TEK FlexGrip™ Pro Double
ABA-VFG20-00-00	ATV TEK V-Grip™ Double

Front Cargo Box

Ideal to take your essentials for the ride or the job.



- Made of durable, high quality and low-density polyethylene plastic
- Water and dust resistant; sealed lids use rubber ball and socket straps
- 37L capacity
- 33cc can holders for use during the trail
- Designed to mount on stock rack and includes installation hardware
- Combine it with the optional Rear Cargo Box for added luggage and storage capacity

ATV TEK V-Grip™ Double

A true custom fit for your tools that attaches to the FusionFit™ Bed Rail Attachment Kit. Experience effortless installation, solid mounting, and easily adjustable knobs for quick, tool-free alterations while on the move. Includes forks (2), mounting blocks (2), rubber snubbers (2), and all necessary mounting hardware for easy installation.



- Improved tubular and composite rack mounting system

Rear Cargo Box

Ideal to take your essentials for the ride or the job.



- Made of durable, high quality and low-density polyethylene
- Water and dust-resistant
- 66L capacity
- 33cc can holders for use during the trail
- Designed to mount on stock rack and includes installation hardware
- Mounting location for flag or whip
- Combine it with the optional Front Cargo Box for added luggage and storage capacity

Fender Bag

Soft fender bag providing additional storage for your ATV.



- Soft-sided design
- Full length zipper
- External straps for additional attachments
- Features Yamaha logo

Part numbers

B16-F83P0-V0-00 Aluminium

Optional parts

B16-F83P0-T0-00 Rear Cargo Box

Part numbers

ABA-VFG20-00-00 Black

Optional parts

ABA-FFG20-00-00 ATV TEK FlexGrip™ Pro Double

ABA-FFG10-00-00 ATV TEK FlexGrip™ Pro Single

Conflicting parts

ABA-FFG20-00-00 ATV TEK FlexGrip™ Pro Double

Part numbers

B16-F83P0-T0-00 Black

Optional parts

B16-F83P0-V0-00 Front Cargo Box

Part numbers

ABA-FENDB-AG-BK Black



Soft Side Cooler

Ideal for keeping your beverages and snacks cool while out on the trail, on the water or for any other outdoor activity.

- Includes a shoulder strap
- Includes Yamaha logo bottle opener
- Waterproof liner and high-density insulation
- Zippered storage compartment easily holds 24 cans including ice
- Securely held with a four point, quick release tie-down

Part numbers

B8K-F847U-V0-00	Black
-----------------	-------



Universal Phone Clamp Plus

The Universal Phone Clamp is designed to fit your smartphone with or without standard phone cases. Engineered with high-quality materials, the Universal Phone Clamp will ensure a tight and secure grip on your device while you focus on the road.

- Adaptable to phones of 56 to 82 mm
- An essential tool for hands-free convenience
- Slim and lightweight design
- Adjustable system
- Non slip TPU grip inserts
- Connectable to SP Connect standard and Plus Quick & Secure mounting system

Part numbers

YME-FUPCL-P0-00	Black
-----------------	-------

Required parts

YME-FMKIT-00-02	Bar Mount
-----------------	-----------



Protection Case Smart Phone

The slim and functional case protects your smartphone at all times and lets you mount it to the wide variety of SP Connect™ PLUS mounts. Securely mount your phone with its patented twist-to-lock mechanism

- Use of all ports and buttons
- 3-layer case construction for ultimate safeguarding
- Functionality of wireless charging is not impaired
- Slim and lightweight design
- Protective and functional

Part numbers

YME-FCASP-91-50	Black
-----------------	-------

YME-FCASP-91-60	Black
-----------------	-------

YME-FCASP-91-40	Black
-----------------	-------

YME-FCASP-92-10	Black
-----------------	-------

YME-FCASP-91-80	Black
-----------------	-------

YME-FCASP-91-90	Black
-----------------	-------

YME-FCASP-91-70	Black
-----------------	-------



Phone Protection Case

The slim and functional phone case protects your smartphone at all times and lets you mount it to a wide variety of mounts and various SP Connect™ compatible devices. Securely mount your phone with its patented twist-to-lock mechanism.

- Slim, protective and functional
- 3-layer case construction for ultimate safeguarding
- Use of all ports and buttons
- Functionality of wireless charging is not impaired

Bar Mount

Attach your SP Connect phone case, or other SP Connect™ compatible devices to your motorbike with the Moto Mount Pro. The mount is CNC milled out of aircraft-grade aluminum and fits standard and oversized handlebars. To further protect your smartphone, the mount also has a unique vibration dampening system that cuts G-forces by up to 40% (depending on bike & phone model). You can mount it with the positioning arm or as a direct clamp mount - both versions allow 360° rotation to find the perfect position.

- CNC machined from aircraft grade aluminum
- Vibration dampening system
- Portrait / Landscape Orientation
- 360° rotation
- Fits standard and oversize handlebar
- Stainless steel fitting hardware
- Yamaha logo



Part numbers

YME-FCAS9-00-00	Samsung S8/S9
YME-FCAS9-93-00	Black
YME-FCAS9-94-00	Black
YME-FCAS9-60-00	Samsung S20
YME-FCASA-50-00	iPhone 11 Pro / XS / X
YME-FCAS9-20-00	Samsung S8+ / S9+
YME-FCAS9-30-00	Samsung S10
YME-FCAS9-50-00	Samsung S10E
YME-FCAS9-40-00	Samsung S10+
YME-FCAS9-80-00	Samsung S20 Ultra
YME-FCAS9-70-00	Samsung S20+
YME-FCAS9-00-02	Samsung S21
YME-FCAS9-70-02	Samsung S21 Plus
YME-FCASA-70-02	iPhone 12 / Pro
YME-FCASA-90-02	iPhone 12 Pro Max
YME-FCAS9-01-00	Samsung S20 FE
YME-FCAS9-90-00	Samsung S21 Ultra
YME-FCASA-95-00	iPhone 12 Mini
YME-FCASA-94-00	iPhone13 Pro Max
YME-FCASA-93-00	iPhone 13 / Pro
YME-FCASA-92-00	iPhone 13 Mini
YME-FCASA-91-00	iPhone 13
YME-FCAS9-91-00	Black

Part numbers

YME-FMKIT-00-02	Black
-----------------	-------

Required parts

YME-FUPCL-P0-00	Universal Phone Clamp Plus
YME-FWIRE-00-02	Wireless Charging Module



Twin air pre-oiled dual layer air filter

Improved air flow and filtration.

- Pre-oiled with bio-degradable oil
- Can be cleaned with water and soap

Part numbers

B16-E4451-0T-00 Green

Rear Rack Extension

Additional extension to the standard rear rack to keep your belongings secured.

- Made of bent steel tubing for strenght and durability
- Extends rear rack height to 190mm
- Easy to install to stock racks, using included hardware
- Compatible with optional Gun Boot Mount, Cooler Box Carrier and Rear Rack Bag



Part numbers

B16-F48A0-V0-00 Black

Optional parts

B16-F48B0-V0-00 Front Rack Extension

B16-K750B-V0-00 Gun Boot Mount

Gun Boot Mount

Bracket with pin on top. The most convenient way to secure your gun boot.

- Reinforcement strap tightly secures the boot in place when riding in rugged terrain
- Allows to remove the bottom end of the gun boot without sliding it out of the mount
- Suitable for both the optional available Gun Boot and Deluxe Gun Boot



Part numbers

B16-K750B-V0-00 Black

Front Rack Extension

Additional extension to the standard front rack to keep your belongings secured.

- Made of bent steel tubing for strenght and durability
- Extends front rack height to 150mm
- Easy to install on stock racks, using included hardware
- Compatible with optional Gun Boot Mount, Cooler Box Carrier and Front Rack Bag



Part numbers

B16-F48B0-V0-00 Black

Optional parts

B16-F48A0-V0-00 Rear Rack Extension

B16-K750B-V0-00 Gun Boot Mount

Wheel cap

Gives a more unique appearance to the unit

- OEM part

**Alloy Rim Front 8"x12"**

Gives a more unique appearance to the unit

- Hub caps can be ordered to fit the wheel
- Air valve is not included
- OEM part

**Wheel cap - Chrome**

Gives a more unique appearance to the unit

- OEM part

**Alloy Rim Rear 10"x12"**

Gives a more unique appearance to the unit

- Hub caps can be ordered to fit the wheel
- Air valve is not included
- OEM part

**Part numbers**

1RB-F530B-00-00	Black
-----------------	-------

Optional parts

B4F-F5168-21-00	Alloy Rim Front and Rear 10"x14"
-----------------	----------------------------------

B32-F5168-10-00	Alloy Rim Front 8"x12"
-----------------	------------------------

B32-F5338-10-00	Alloy Rim Rear 10"x12"
-----------------	------------------------

Part numbers

B32-F5168-10-00	Aluminium
-----------------	-----------

B32-F5168-00-00	Matt Black
-----------------	------------

B32-F5168-A0-00	Black
-----------------	-------

Optional parts

B32-F5338-10-00	Alloy Rim Rear 10"x12"
-----------------	------------------------

1RB-F530B-10-00	Wheel cap - Chrome
-----------------	--------------------

1RB-F530B-00-00	Wheel cap
-----------------	-----------

Part numbers

1RB-F530B-10-00	Chrome
-----------------	--------

Optional parts

B4F-F5168-21-00	Alloy Rim Front and Rear 10"x14"
-----------------	----------------------------------

B32-F5168-10-00	Alloy Rim Front 8"x12"
-----------------	------------------------

B32-F5338-10-00	Alloy Rim Rear 10"x12"
-----------------	------------------------

Part numbers

B32-F5338-10-00	Aluminium
-----------------	-----------

B32-F5338-00-00	Black
-----------------	-------

B32-F5338-A0-00	Black
-----------------	-------

Optional parts

B32-F5168-10-00	Alloy Rim Front 8"x12"
-----------------	------------------------

1RB-F530B-10-00	Wheel cap - Chrome
-----------------	--------------------

1RB-F530B-00-00	Wheel cap
-----------------	-----------



Alloy Rim Front and Rear 10"x14"

Gives a more unique appearance to the unit

-

Part numbers

B4F-F5168-21-00	Matt Black
B4F-F5168-40-00	Frozen Titanium

Optional parts

1RB-F530B-10-00	Wheel cap - Chrome
1RB-F530B-00-00	Wheel cap



Aluminium Valve Cap Knurled Pattern

Yamaha-branded valve cap

- Billet aluminium valve cap with Yamaha logo
- Available in 3 colors: black, blue and red

Part numbers

90338-W1016-BL	Black
90338-W1016-BU	Blue
90338-W1016-RE	Red



Aluminium Valve Cap Helical pattern

Yamaha-branded valve cap

- Billet aluminium valve cap with Yamaha logo
- Available in 3 colors: black, blue and red

Part numbers

90338-W1018-BU	Blue
90338-W1018-BL	Black
90338-W1018-RE	Red



Heavy-Duty Rear Grab Bar

This rugged rear grab bar is designed to protect the taillight and total rear end of the ATV.

- Includes mounting points for auxiliary lights

Part numbers

B4F-F85E0-V0-00	Black
-----------------	-------

Optional parts

B4F-F84L0-V0-00	Heavy-Duty Front Brush Guard - Grizzly
-----------------	--



Rear Bash Plate

Durable protection for tight approaches, high stumps or rocks on the trail.

- Adds protection to the rear main frame
- Made of lightweight aluminium
- Replaces stock rear plate for a nice finishing
- Constructed of 5052 brushed aluminium
- Combine it with the optional Front and Middle Bash Plate for added protection

Part numbers

2BG-F147F-01-00 Aluminium

Required parts

ATV-3B400-00-15 Middle Bash Plate

B16-E84C0-V0-00 Front Bash Plate

Optional parts

2BG-F3123-01-00 Front A-arm Skid Plate



Heavy-Duty Front Brush Guard - Grizzly

This rugged Brush Guard is designed to provide additional protection while you're out on the trail. It was designed to seamlessly integrate with the front profile of the Grizzly while adding a tough, aggressive look. Helps protect the front end, fenders, and headlights.

- Direct replacement for stock front grab bar, using stock mounts and hardware
- Durable bent steel tubing construction

Part numbers

B4F-F84L0-V0-00 Black

Optional parts

B4F-F85E0-V0-00 Heavy-Duty Rear Grab Bar



Front Bash Plate

Durable protection for tight approaches, high stumps or rocks on the trail.

- Does not affect the approach angle
- Constructed of 5052 brushed aluminium
- Replaces stock front plate for a nice finishing
- Compatible with stock and optional front Grab Bars and optional winches available
- Combine it with the optional Middle and Rear Bash Plate for added protection

Part numbers

B16-E84C0-V0-00 Aluminium

Required parts

2BG-F147F-01-00 Rear Bash Plate

ATV-3B400-00-15 Middle Bash Plate

Optional parts

2BG-F3123-01-00 Front A-arm Skid Plate



Middle Bash Plate

Durable protection for tight approaches, high stumps or rocks on the trail.

- Made of lightweight brushed aluminium
- Replaces stock middle plate for a nice finishing
- Constructed of 5052 brushed aluminium
- Combine it with the optional Front and Rear Bash Plate for added protection

Part numbers

ATV-3B400-00-15 Aluminium

Required parts

2BG-F147F-01-00 Rear Bash Plate

B16-E84C0-V0-00 Front Bash Plate

Optional parts

2BG-F3123-01-00 Front A-arm Skid Plate

Conflicting parts

VPR-VG700-23-00 Grizzly 700 - Protection Pack

Front A-arm Skid Plate

Durable protection for tight approaches, high stumps or rocks on the trail.



- Replaces stock front plate for a nice finishing
- Constructed of 5052 brushed aluminium

Part numbers

2BG-F3123-01-00 Aluminium

Optional parts

2BG-F147F-01-00 Rear Bash Plate

ATV-3B400-00-15 Middle Bash Plate

B16-E84C0-V0-00 Front Bash Plate

ATV Overfenders Kit

These overfenders feature a tough, aggressive look and a custom formed design that helps protect you from water, mud, and other trail debris.



- Constructed of tough, durable TPO plastic that is wider at the base to deflect more trail debris
- Overfenders follow the fender lines to create seamless, unified body lines

Part numbers

2UD-F15E0-V1-00 Black

Yamaha Handguards for Grizzly

Introducing our exclusive handguards, meticulously crafted with the dynamic rider in focus. Engineered for the most active enthusiasts, these handguards boast ergonomic design to ensure a perfect fit. Not only do they provide optimal wind protection, but their closed loop style also delivers enhanced safeguarding and durability against debris. Elevate your riding experience with the perfect blend of style and functionality – choose our unique handguards today!



Part numbers

G75-P01HG-10-00 Black

Windshield

Provides protection from wind and trail debris.



- Tough, durable and shatter-resistant Polycarbonate
- Enhanced comfort for the rider, especially in bad weather conditions
- Easily removable, after initial installation
- Tilt is adjustable
- Offers protection to rider's hands, chest and head
- With headlight cut-out

Part numbers

2UD-F83J0-V0-00 Transparent

Spot Light Kit

Enhances sight in low-light conditions with LED technology.



- Powerful spot light
- Easy installation with included hardware
- Easy installation using strong ThreeBond® adhesive for a permanent mount
- Powerful LED spot light with 18 leds
- Easy installation
- Ram mount with U bolt for rail mount included
- 12 volt output socket included
- Rubber ball absorbs shock and vibration
- Easily detachable from ram mount
- Weather-resistant rubber body shield
- On/off switch on the light
- Length of power cord is 125 cm - 175 cm
- 30 degrees beam
- Frosted lens
- 9 watts
- 1900 lumens
- 4500K colour temp

Part numbers

ABA-2HR35-10-00 Black

Hour & Tacho Meter

Meter to help you to keep track of your engine's operating hours.



- Includes pre-programmed service intervals at 10 hours (initial) and every 50 hours thereafter
- A flash alert displays for a 2-hour period upon reaching the specified interval
- Works with all Yamaha 4-stroke models, including Yamaha gasoline generators and pumps

Part numbers

ENG-METER-4C-01 Black

Power Cable Wireless Charger

Use the CABLE WIRELESS CHARGER to connect the Wireless Charging Module directly to a power source (i.e. motorcycle battery / ignition)



- Compatible with the Wireless Charging Module
- Integrated voltage converter (12V / 6V to 5V)
- Cable for direct wiring to battery
- Length of cable: 120cm

Part numbers

YME-FCABW-00-02 Black

Wireless Charging Module

The Wireless Charging module can be mounted on any SP Connect mount. The SP Connect Phone Case attaches in seconds with a 90 ° turn. For wireless charging, it has to be attached to a power source (USB socket, battery, power bank). Perfect for longer trips as you can charge your smartphone on the go.



- Weatherproof
- Compatible with all SP Connect MicroRail mounts and adapters
- Power: up to 7.5W, 1 USB-C / USB cable (50cm)
- Dimensions: 95mm x 55mm x 12mm
- Includes necessary installation tools

Heated Grips Hi/Lo

Highly increase your riding comfort.

- Special molded rubber grips for great feel
- Even and consistent heat distribution from unique flex-circuit technology
- Totals 40 watts and draws less than 3 amps
- By Heat Demon



ATV Thumb Warmer by Heat Demon

Keeps riders thumbs warm in the cold weather.

- One adhesive-backed silicone thumb warmer
- The warmer features a simple hi/lo/off operation
- Plug and play



Demon Quad Zone Heated Grips

Offers heated grips and heated thumb on ATV units

- Includes two heated clamp-on grips
- Quad Zone controller offers five levels of heat
- One adhesive-backed silicone thumb warmer
- Maximum 45 watts (20 per grip, 5 per thumb warmer) at 14 volt
- Customisable heat levels for each thumb
- Plug and play
- Fits 22mm handlebars



Part numbers

YME-FWIRE-00-02 Black

Required parts

YME-FMKIT-00-02 Bar Mount

Optional parts

YME-FCABW-00-02 Power Cable Wireless Charger

Part numbers

DBY-ACC56-00-44 Black

Part numbers

DBY-ACC56-00-47 Black

Optional parts

DBY-ACC56-00-44 Heated Grips Hi/Lo

Part numbers

DBY-ACC56-00-46 Black

Optional parts

DBY-ACC56-00-48 ATV Seat Heater by Heat Demon®

Heated Grips

Highly improve the rider's comfort in cold weather conditions.



- Three-position switch: Off, Low, High
- Simple plug-and-play design — no cutting, splicing, or crimping of wires
- Easy clamp installation — no grip glue needed
- Low power consumption — draws less than 3 amps while in use

Part numbers

B16-H29A0-V0-00 Black

ATV Seat Heater by Heat Demon®

A thin & flexible seat heater, that installs underneath stock seat cover and warms quickly



- Foam cover measures 305mm x 254mm
- Includes on/off switch
- Heater measures 254mm x 229mm
- Controller included
- ATV 4 zone grip heaters are sold separately

Part numbers

DBY-ACC56-00-48 Black

Optional parts

DBY-ACC56-00-47 ATV Thumb Warmer by Heat Demon

DBY-ACC56-00-46 Demon Quad Zone Heated Grips

ATV Storage Cover

This ATV Storage Cover helps protect your ATV while in storage.



- Cover also fits with installed accessories

Part numbers

ATV-COVER-02-00 Black

Yamaha Racing Pit Mat

The Race Pit Mat is perfect for the garage, outdoors, or in the pits at the track to provide superior footing.



- Waterproof
- FIM approved
- Rubber backing
- Min. 1 liter oil absorption
- Size: 210 x 100 cm

Part numbers

YME-ENVIR-HQ-01 Blue

YME-ENVIR-HQ-00 Black

YEC-9 Battery Charger EU Spec

6-step charger that can charge the battery of your Yamaha motorcycle, scooter, ATV, SMB and/or marine products. Applicable to European markets only.



- With EU-plug
- Unique battery charging technology. Fully automatic switch mode charger that analyses the state of the battery, charges and automatically switches to maintenance charging when ready
- Designed for safety: spark-free, protected from reverse polarity connections and short-circuit proof
- Light and compact; handy and easy to store
- Specially tested and approved by Yamaha service engineers
- Includes battery testing and float maintenance
- Identifies fault battery
- Ensures full charge to prolong battery life time
- Based on CTEK's test winning charger platform
- Combine it with the YEC quick connectors - the Built-in Panel Plug, Charger Indicator and Indicator Panel 150 - for reading the charge condition of your battery and/or for easier access between your Yamaha's battery and the YEC-8 charger

Part numbers

YME-YEC09-EU-20 Black

Battery Charger CTEK CS ONE

Charger for all types of batteries. New durable design to make it easy to handle, with unique mounting system on the back for quick connection to CS accessories. It can be left safely connected for long periods during maintenance charging.



- Recond option to restore and recondition lead-acid batteries
- 12V supply to support the battery during service work and retain contact power to the vehicle during battery replacement / removal
- Wake up option to revive seemingly dead lithium and lead-acid batteries
- Advanced settings to monitor charger voltage & amperage

Part numbers

YME-YEC01-EU-00 Black

YEC-50 Charger EU Spec

8-step charger that can charge the battery of your Yamaha motorcycle, scooter, ATV, SMB and/or marine products.



- Unique battery charging technology
- Designed for safety
- Light and compact
- Specially tested and approved by Yamaha service engineers

Part numbers

YME-YEC50-EU-20 Black



Yamaha Sliding T-Driver Set

Very compact T-driver tool with all Yamaha size socket.

- Includes a 3/8" tip driver
- 8, 10, 12, 14, and 17mm sockets and 5 and 6mm hex bits and a #2 Phillips screwdriver bit
- A socket clip attaches to the driver to keep the sockets in order
- Rugged vinyl pouch keeps the tools protected

Part numbers

ACC-05558-40-67 Chrome

YEC-9 Charger UK Specification

6-step charger that can charge the battery of your Yamaha motorcycle, scooter, ATV, SMB and/or marine products.

- Designed for safety
- Combine it with the YEC quick connectors
- Specially tested and approved by Yamaha service engineers
- Unique battery charging technology
- Light and compact



Part numbers

YME-YEC09-UK-20 Black

Battery Charger CTEK CS ONE

Charger for all types of batteries. New durable design to make it easy to handle, with unique mounting system on the back for quick connection to CS accessories. It can be left safely connected for long periods during maintenance charging.

- Recond option to restore and recondition lead-acid batteries
- 12V supply to support the battery during service work and retain contact power to the vehicle during battery replacement / removal
- Wake up option to revive seemingly dead lithium and lead-acid batteries
- Advanced settings to monitor charger voltage & amperage



Part numbers

YME-YEC01-UK-00 Black

Metric Tool Kit

Comprehensive tool set that prepares you for just about anything the road will throw at you..

- Includes ring, open end spanners 8, 10, 12 & 14, adjustable spanner, vice grips, 4 way Phillips, flat screw driver, sparkplug spanner and plu gap gauge
- Includes also a roll of black electrical tape, tyre pressure gauge, cable ties, wire, rag and #3, 4, 5 & 6 Allen keys
- Comes in a compact roll-up pouch
- Can easily be stowed away in your saddlebag, side case, top case, etc.



Part numbers

ABA-METRC-00-00 Black

YEC-50 Battery Charger UK SPEC

8-step charger that can charge the battery of your Yamaha motorcycle, scooter, ATV, SMB and/or marine products. Applicable to UK markets only.



- Unique battery charging technology. Fully automatic switch mode charger that analyses the state of the battery, charges and automatically switches to maintenance charging when ready
- Designed for safety: spark-free, protected from reverse polarity connections and short-circuit proof
- Light and compact; handy and easy to store
- Specially tested and approved by Yamaha service engineers to fit our range of motorcycles, scooters, ATV, SMB and other products
- 5 Amp maximum charge current
- Strongest in its class
- Shorter charging time
- Based on CTEK's test winning platform
- With UK-plug
- Combine it with the YEC quick connectors - the Built-in Panel Plug, Charger Indicator and Indicator Panel 150 - for reading the charge condition of your battery and/or for easier access between your Yamaha's battery and the YEC-50 charger

Part numbers

YME-YEC50-UK-10	Black
-----------------	-------

Yamaha Cam Buckles Tie-downs

Strong and durable straps to tie your Yamaha or any other big object down tightly when transporting it in a van or trailer.



- Ease of operation; simple tensioning and one finger release
- Built-in soft hook on the fixed end for looping around handlebars, frame tubes, triple-tree clamps and other structural parts
- Zinc cam buckle is foreseen with a pressure plate to reduce webbing abrasion
- Features the Yamaha logo at intervals
- Assembly strength: 540kg (1,200lb)
- Working load limit: 180kg (400lb)
- Sold per set of two

Part numbers

ACC-05558-40-28	Blue
-----------------	------

Yamaha Ratcheting Tie-downs

Strong and durable straps to tie your Yamaha or any other big object down tightly when transporting it in a van or trailer.



- Ease of operation; simple tensioning and one finger release
- Built-in soft hook on the fixed end for looping around handlebars, frame tubes, triple-tree clamps and other structural parts
- Ratchet handle is foreseen of a rubber cover for a solid grip
- Features the Yamaha logo at intervals
- Assembly strength: 540kg (1,200lb)
- Working load limit: 180kg (400lb)
- Sold per set of two

Part numbers

ACC-05558-40-30	Blue
-----------------	------

ATV Rear Axle Drive Assemblies

Should the day ever come that you need to replace a damaged axle assembly, you can now easily order the complete OEM axle assembly with one part number.

- Proven stock quality and durability
- Kit comes fully assembled
- No need to hassle with grease or special tools

**Part numbers**

2UD-2531H-00-00

Heavy Duty Trailer Hitch

Allows to pull any trailer with a 50mm towball connection

- Installation in 5 seconds
- Several ways to fit on any ATV or Side by Side Vehicle
- 50mm towball included

**Part numbers**

ATV-W0789-01-00 Black

Required parts

B16-F85H0-V0-00 Receiver Hitch

Receiver Hitch

Allows the usage of a standard ball mount to tow a small trailer.

- Accepts 2" receiver and standard hitch pin
- Easy bolt-on of ball mount

**Part numbers**

B16-F85H0-V0-00 Black

Optional parts

ATV-W0789-01-00 Heavy Duty Trailer Hitch

Heavy Duty Plough Blade 54"

Super-handy tool suitable to shove snow, sand or gravel away with ease.

- Most versatile, durable and high-performance plough available on the market for many heavy-duty outdoor work
- Center cross member adds extra rigidity
- Boxed design contributes to extra support
- Thick and sturdy wear bar with steep angle for maximum surface scrapping
- Special low friction powder-coated finish prevents snow to stick to the blade
- Most complete plough due its ability to be applied with a variety of useful optional accessories such as the Plough Marker Set, Plough Blade Side Wall, Plow Lift Rope, etc. Please see enclosed application matrix for all available accessories
- Easy to mount

**Part numbers**

43P-F85B0-V0-00 Yellow

Required parts

DBY-10636-00-00 Snow Plough Mount

ATV-84526-00-00 ProVantage Plough Pulley

Winch Mount VRX

The Front Winch Mount Kit includes everything needed to install a VRX Series winch.

- Mounting plate
- Unit-specific wiring and Yamaha connectors
- Dedicated location for handlebar-mounted rocker switch power cables



Part numbers

DBY-10199-00-00 Black

Required parts

DBY-10260-40-00	VRX Winch with Wire Rope by WARN®
DBY-10260-30-00	VRX Winch with Wire Rope by WARN®

VRX Winch with Wire Rope by WARN®

With its all-metal construction, the WARN® VRX Winch with 15,24meter of steel wire rope includes the new clutch developed from the WARN® 4WD hub lock design.

- Upgraded waterproof contactor IP68
- 3500lbs = 1587kg
- 5,6 mm x 15,24 meter steel wire rope
- Automatic load-holding brake for precise control
- Durable all-metal three-stage planetary gear train
- IP68-rated waterproof winch sealing
- Black powder-coated finish for corrosion resistance



Part numbers

DBY-10260-40-00 Black

VRX Winch with Wire Rope by WARN®

With its all-metal construction, the WARN® VRX Winch with 50 feet of wire rope includes the new clutch developed from the WARN® 4WD hub lock design.

- Upgraded waterproof contactor IP68
- 2500lbs = 1134kg
- 4,88 mm x 15,24 meter steel wire rope
- Automatic load-holding brake for precise control
- Durable all-metal three-stage planetary gear train
- IP68-rated waterproof winch sealing
- Black powder-coated finish for corrosion resistance



Part numbers

DBY-10260-30-00 Black

ProVantage Plough Pulley

The plough pulley provides a better control of plow blade while reducing the stress on the components.

- Doubles the lifting advantage and slows down the blade movement.
- Contributes to longer rope life.
- Reducing load and bend over angle.
- Will not work with the Power Pivot or a Power Lift.



Part numbers

ATV-84526-00-00 Black

Required parts

43P-F85B0-V0-00 Heavy Duty Plough Blade 54"

Snow Plough Mount

Easily mounts on Grizzly and Kodiak models to hold the 54" Ploughblade

- Easy Installation

**Part numbers**

DBY-10636-00-00 Black

Required parts

43P-F85B0-V0-00 Heavy Duty Plough Blade 54"

50mm Tow Ball

Designed and engineered with the capability to tow E1-certified trailers.

- Easy to mount
- Fits all OEM tow hook brackets
- Fits 20mm and 25mm diameter
- Approved to E1 certification standard

**Part numbers**

YME-F85H0-00-01 Chrome

Grizzly 700 EPS



Grizzly 700 - Protection Pack

Enhance the protection and the usability of your ATV with the Protection Pack.

Protection Pack includes: Front - Middle and Rear Bash Plate, Front and Rear A-Arm Skidplate, Heavy-Duty Rear Grab Bar and the Heavy-Duty Front Brush Guard.

- Durable construction.
- The Pack includes all the necessary components



Part numbers

VPR-VG700-23-00

Conflicting parts

B4F-F84L0-V0-00	Heavy-Duty Front Brush Guard - Grizzly
2BG-F147F-01-00	Rear Bash Plate
2BG-F3123-01-00	Front A-arm Skid Plate
ATV-3B400-00-15	Middle Bash Plate
B16-E84C0-V0-00	Front Bash Plate
B4F-F85E0-V0-00	Heavy-Duty Rear Grab Bar

Part numbers

ABA-FFG20-00-00 Black

Optional parts

ABA-VFG20-00-00	ATV TEK V-Grip™ Double
ABA-FFG10-00-00	ATV TEK FlexGrip™ Pro Single

Conflicting parts

ABA-VFG20-00-00	ATV TEK V-Grip™ Double
-----------------	------------------------

ATV TEK FlexGrip™ Pro Double

The same benefits of the Pro Single but multiplied by two. Despite the bumpiest terrain your gun, bow, ice auger, etc. will be in the exact place you originally put it in by the end of your journey

- Fits any FlexGrip™ product
- Provides an additional 16" of horizontal adjustability once
- Fits all Utility ATV Racks



ATV TEK FlexGrip™ Pro Single

Despite the bumpiest terrain your gun, bow, ice auger, etc. will be in the exact place you originally put it in by the end of your journey.

- Fits all Utility ATV Racks
- Fits any FlexGrip™ product
- Provides an additional 16" of horizontal adjustability once



Part numbers

ABA-FFG10-00-00 Black

Optional parts

ABA-FFG20-00-00	ATV TEK FlexGrip™ Pro Double
ABA-VFG20-00-00	ATV TEK V-Grip™ Double

Front Cargo Box

Ideal to take your essentials for the ride or the job.



- Made of durable, high quality and low-density polyethylene plastic
- Water and dust resistant; sealed lids use rubber ball and socket straps
- 37L capacity
- 33cc can holders for use during the trail
- Designed to mount on stock rack and includes installation hardware
- Combine it with the optional Rear Cargo Box for added luggage and storage capacity

ATV TEK V-Grip™ Double

A true custom fit for your tools that attaches to the FusionFit™ Bed Rail Attachment Kit. Experience effortless installation, solid mounting, and easily adjustable knobs for quick, tool-free alterations while on the move. Includes forks (2), mounting blocks (2), rubber snubbers (2), and all necessary mounting hardware for easy installation.



- Improved tubular and composite rack mounting system

Rear Cargo Box

Ideal to take your essentials for the ride or the job.



- Made of durable, high quality and low-density polyethylene
- Water and dust-resistant
- 66L capacity
- 33cc can holders for use during the trail
- Designed to mount on stock rack and includes installation hardware
- Mounting location for flag or whip
- Combine it with the optional Front Cargo Box for added luggage and storage capacity

Soft Side Cooler

Ideal for keeping your beverages and snacks cool while out on the trail, on the water or for any other outdoor activity.



- Includes a shoulder strap
- Includes Yamaha logo bottle opener
- Waterproof liner and high-density insulation
- Zippered storage compartment easily holds 24 cans including ice
- Securely held with a four point, quick release tie-down

Part numbers

B16-F83P0-V0-00	Aluminium
-----------------	-----------

Optional parts

B16-F83P0-T0-00	Rear Cargo Box
-----------------	----------------

Part numbers

ABA-VFG20-00-00	Black
-----------------	-------

Optional parts

ABA-FFG20-00-00	ATV TEK FlexGrip™ Pro Double
-----------------	------------------------------

ABA-FFG10-00-00	ATV TEK FlexGrip™ Pro Single
-----------------	------------------------------

Conflicting parts

ABA-FFG20-00-00	ATV TEK FlexGrip™ Pro Double
-----------------	------------------------------

Part numbers

B16-F83P0-T0-00	Black
-----------------	-------

Optional parts

B16-F83P0-V0-00	Front Cargo Box
-----------------	-----------------

Part numbers

B8K-F847U-V0-00	Black
-----------------	-------



Universal Phone Clamp Plus

The Universal Phone Clamp is designed to fit your smartphone with or without standard phone cases. Engineered with high-quality materials, the Universal Phone Clamp will ensure a tight and secure grip on your device while you focus on the road.

- Adaptable to phones of 56 to 82 mm
- An essential tool for hands-free convenience
- Slim and lightweight design
- Adjustable system
- Non slip TPU grip inserts
- Connectable to SP Connect standard and Plus Quick & Secure mounting system

Protection Case Smart Phone

The slim and functional case protects your smartphone at all times and lets you mount it to the wide variety of SP Connect™ PLUS mounts. Securely mount your phone with its patented twist-to-lock mechanism

- Use of all ports and buttons
- 3-layer case construction for ultimate safeguarding
- Functionality of wireless charging is not impaired
- Slim and lightweight design
- Protective and functional



Phone Protection Case

The slim and functional phone case protects your smartphone at all times and lets you mount it to a wide variety of mounts and various SP Connect™ compatible devices. Securely mount your phone with its patented twist-to-lock mechanism.

- Slim, protective and functional
- 3-layer case construction for ultimate safeguarding
- Use of all ports and buttons
- Functionality of wireless charging is not impaired



Part numbers

YME-FUPCL-P0-00	Black
-----------------	-------

Required parts

YME-FMKIT-00-02	Bar Mount
-----------------	-----------

Part numbers

YME-FCASP-91-50	Black
YME-FCASP-91-60	Black
YME-FCASP-91-40	Black
YME-FCASP-92-10	Black
YME-FCASP-91-80	Black
YME-FCASP-91-90	Black
YME-FCASP-91-70	Black

Part numbers

YME-FCAS9-00-00	Samsung S8/S9
YME-FCAS9-93-00	Black
YME-FCAS9-94-00	Black
YME-FCAS9-60-00	Samsung S20
YME-FCASA-50-00	iPhone 11 Pro / XS / X
YME-FCAS9-20-00	Samsung S8+ / S9+
YME-FCAS9-30-00	Samsung S10
YME-FCAS9-50-00	Samsung S10E
YME-FCAS9-40-00	Samsung S10+
YME-FCAS9-80-00	Samsung S20 Ultra
YME-FCAS9-70-00	Samsung S20+
YME-FCAS9-00-02	Samsung S21
YME-FCAS9-70-02	Samsung S21 Plus
YME-FCASA-70-02	iPhone 12 / Pro
YME-FCASA-90-02	iPhone 12 Pro Max
YME-FCAS9-01-00	Samsung S20 FE
YME-FCAS9-90-00	Samsung S21 Ultra
YME-FCASA-95-00	iPhone 12 Mini
YME-FCASA-94-00	iPhone13 Pro Max
YME-FCASA-93-00	iPhone 13 / Pro
YME-FCASA-92-00	iPhone 13 Mini
YME-FCASA-91-00	iPhone 13
YME-FCAS9-91-00	Black



Bar Mount

Attach your SP Connect phone case, or other SP Connect™ compatible devices to your motorbike with the Moto Mount Pro. The mount is CNC milled out of aircraft-grade aluminum and fits standard and oversized handlebars. To further protect your smartphone, the mount also has a unique vibration dampening system that cuts G-forces by up to 40% (depending on bike & phone model). You can mount it with the positioning arm or as a direct clamp mount - both versions allow 360° rotation to find the perfect position.

- CNC machined from aircraft grade aluminum
- Vibration dampening system
- Portrait / Landscape Orientation
- 360° rotation
- Fits standard and oversize handlebar
- Stainless steel fitting hardware
- Yamaha logo

Twin air pre-oiled dual layer air filter

Improved air flow and filtration.

- Pre-oiled with bio-degradable oil
- Can be cleaned with water and soap



Front Rack Extension

Additional extension to the standard front rack to keep your belongings secured.

- Made of bent steel tubing for strength and durability
- Extends front rack height to 150mm
- Easy to install on stock racks, using included hardware
- Compatible with optional Gun Boot Mount, Cooler Box Carrier and Front Rack Bag



Wheel cap

Gives a more unique appearance to the unit

- OEM part



Part numbers

YME-FMKIT-00-02 Black

Required parts

YME-FUPCL-P0-00 Universal Phone Clamp Plus

YME-FWIRE-00-02 Wireless Charging Module

Part numbers

B16-E4451-0T-00 Green

Part numbers

B16-F48B0-V0-00 Black

Optional parts

B16-K750B-V0-00 Gun Boot Mount

Part numbers

1RB-F530B-00-00 Black

Optional parts

B4F-F5168-21-00 Alloy Rim Front and Rear 10"x14"

B32-F5168-10-00 Alloy Rim Front 8"x12"

B32-F5338-10-00 Alloy Rim Rear 10"x12"



Alloy Rim Front 8"x12"

Gives a more unique appearance to the unit

- Hub caps can be ordered to fit the wheel
- Air valve is not included
- OEM part

Wheel cap - Chrome

Gives a more unique appearance to the unit

- OEM part



Alloy Rim Rear 10"x12"

Gives a more unique appearance to the unit

- Hub caps can be ordered to fit the wheel
- Air valve is not included
- OEM part

Alloy Rim Front and Rear 10"x14"

Gives a more unique appearance to the unit

-



Part numbers

B32-F5168-10-00	Aluminium
B32-F5168-00-00	Matt Black
B32-F5168-A0-00	Black

Optional parts

B32-F5338-10-00	Alloy Rim Rear 10"x12"
1RB-F530B-10-00	Wheel cap - Chrome
1RB-F530B-00-00	Wheel cap

Part numbers

1RB-F530B-10-00	Chrome
-----------------	--------

Optional parts

B4F-F5168-21-00	Alloy Rim Front and Rear 10"x14"
B32-F5168-10-00	Alloy Rim Front 8"x12"
B32-F5338-10-00	Alloy Rim Rear 10"x12"

Part numbers

B32-F5338-10-00	Aluminium
B32-F5338-00-00	Black
B32-F5338-A0-00	Black

Optional parts

B32-F5168-10-00	Alloy Rim Front 8"x12"
1RB-F530B-10-00	Wheel cap - Chrome
1RB-F530B-00-00	Wheel cap

Part numbers

B4F-F5168-21-00	Matt Black
B4F-F5168-40-00	Frozen Titanium

Optional parts

1RB-F530B-10-00	Wheel cap - Chrome
1RB-F530B-00-00	Wheel cap



Gun Boot Mount

Bracket with pin on top. The most convenient way to secure your gun boot.

- Reinforcement strap tightly secures the boot in place when riding in rugged terrain
- Allows to remove the bottom end of the gun boot without sliding it out of the mount
- Suitable for both the optional available Gun Boot and Deluxe Gun Boot

Part numbers

B16-K750B-V0-00	Black
-----------------	-------



Aluminium Valve Cap Knurled Pattern

Yamaha-branded valve cap

- Billet aluminium valve cap with Yamaha logo
- Available in 3 colors: black, blue and red

Part numbers

90338-W1016-BL	Black
----------------	-------

90338-W1016-BU	Blue
----------------	------

90338-W1016-RE	Red
----------------	-----



Aluminium Valve Cap Helical pattern

Yamaha-branded valve cap

- Billet aluminium valve cap with Yamaha logo
- Available in 3 colors: black, blue and red

Part numbers

90338-W1018-BU	Blue
----------------	------

90338-W1018-BL	Black
----------------	-------

90338-W1018-RE	Red
----------------	-----



Heavy-Duty Rear Grab Bar

This rugged rear grab bar is designed to protect the taillight and total rear end of the ATV.

- Includes mounting points for auxiliary lights

Part numbers

B4F-F85E0-V0-00	Black
-----------------	-------

Optional parts

B4F-F84L0-V0-00	Heavy-Duty Front Brush Guard - Grizzly
-----------------	--



Rear Bash Plate

Durable protection for tight approaches, high stumps or rocks on the trail.

- Adds protection to the rear main frame
- Made of lightweight aluminium
- Replaces stock rear plate for a nice finishing
- Constructed of 5052 brushed aluminium
- Combine it with the optional Front and Middle Bash Plate for added protection

Part numbers

2BG-F147F-01-00 Aluminium

Required parts

ATV-3B400-00-15 Middle Bash Plate

B16-E84C0-V0-00 Front Bash Plate

Optional parts

2BG-F3123-01-00 Front A-arm Skid Plate



Heavy-Duty Front Brush Guard - Grizzly

This rugged Brush Guard is designed to provide additional protection while you're out on the trail. It was designed to seamlessly integrate with the front profile of the Grizzly while adding a tough, aggressive look. Helps protect the front end, fenders, and headlights.

- Direct replacement for stock front grab bar, using stock mounts and hardware
- Durable bent steel tubing construction

Part numbers

B4F-F84L0-V0-00 Black

Optional parts

B4F-F85E0-V0-00 Heavy-Duty Rear Grab Bar



Front Bash Plate

Durable protection for tight approaches, high stumps or rocks on the trail.

- Does not affect the approach angle
- Constructed of 5052 brushed aluminium
- Replaces stock front plate for a nice finishing
- Compatible with stock and optional front Grab Bars and optional winches available
- Combine it with the optional Middle and Rear Bash Plate for added protection

Part numbers

B16-E84C0-V0-00 Aluminium

Required parts

2BG-F147F-01-00 Rear Bash Plate

ATV-3B400-00-15 Middle Bash Plate

Optional parts

2BG-F3123-01-00 Front A-arm Skid Plate



Middle Bash Plate

Durable protection for tight approaches, high stumps or rocks on the trail.

- Made of lightweight brushed aluminium
- Replaces stock middle plate for a nice finishing
- Constructed of 5052 brushed aluminium
- Combine it with the optional Front and Rear Bash Plate for added protection

Part numbers

ATV-3B400-00-15 Aluminium

Required parts

2BG-F147F-01-00 Rear Bash Plate

B16-E84C0-V0-00 Front Bash Plate

Optional parts

2BG-F3123-01-00 Front A-arm Skid Plate

Conflicting parts

VPR-VG700-23-00 Grizzly 700 - Protection Pack

Front A-arm Skid Plate

Durable protection for tight approaches, high stumps or rocks on the trail.

- Replaces stock front plate for a nice finishing
- Constructed of 5052 brushed aluminium

**Part numbers**

2BG-F3123-01-00	Aluminium
-----------------	-----------

Optional parts

2BG-F147F-01-00	Rear Bash Plate
ATV-3B400-00-15	Middle Bash Plate
B16-E84C0-V0-00	Front Bash Plate

ATV Overfenders Kit

These overfenders feature a tough, aggressive look and a custom formed design that helps protect you from water, mud, and other trail debris.

- Constructed of tough, durable TPO plastic that is wider at the base to deflect more trail debris
- Overfenders follow the fender lines to create seamless, unified body lines

**Part numbers**

2UD-F15E0-V1-00	Black
-----------------	-------

Yamaha Handguards for Grizzly

Introducing our exclusive handguards, meticulously crafted with the dynamic rider in focus. Engineered for the most active enthusiasts, these handguards boast ergonomic design to ensure a perfect fit. Not only do they provide optimal wind protection, but their closed loop style also delivers enhanced safeguarding and durability against debris. Elevate your riding experience with the perfect blend of style and functionality – choose our unique handguards today!

**Part numbers**

G7S-P01HG-10-00	Black
-----------------	-------

Windshield

Provides protection from wind and trail debris.

- Tough, durable and shatter-resistant Polycarbonate
- Enhanced comfort for the rider, especially in bad weather conditions
- Easily removable, after initial installation
- Tilt is adjustable
- Offers protection to rider's hands, chest and head
- With headlight cut-out

**Part numbers**

2UD-F83J0-V0-00	Transparent
-----------------	-------------

Spot Light Kit

Enhances sight in low-light conditions with LED technology.



- Powerful spot light
- Easy installation with included hardware
- Easy installation using strong ThreeBond® adhesive for a permanent mount
- Powerful LED spot light with 18 leds
- Easy installation
- Ram mount with U bolt for rail mount included
- 12 volt output socket included
- Rubber ball absorbs shock and vibration
- Easily detachable from ram mount
- Weather-resistant rubber body shield
- On/off switch on the light
- Length of power cord is 125 cm - 175 cm
- 30 degrees beam
- Frosted lens
- 9 watts
- 1900 lumens
- 4500K colour temp

Part numbers

ABA-2HR35-10-00 Black

Hour & Tacho Meter

Meter to help you to keep track of your engine's operating hours.



- Includes pre-programmed service intervals at 10 hours (initial) and every 50 hours thereafter
- A flash alert displays for a 2-hour period upon reaching the specified interval
- Works with all Yamaha 4-stroke models, including Yamaha gasoline generators and pumps

Part numbers

ENG-METER-4C-01 Black

Power Cable Wireless Charger

Use the CABLE WIRELESS CHARGER to connect the Wireless Charging Module directly to a power source (i.e. motorcycle battery / ignition)



- Compatible with the Wireless Charging Module
- Integrated voltage converter (12V / 6V to 5V)
- Cable for direct wiring to battery
- Length of cable: 120cm

Part numbers

YME-FCABW-00-02 Black

Wireless Charging Module

The Wireless Charging module can be mounted on any SP Connect mount. The SP Connect Phone Case attaches in seconds with a 90 ° turn. For wireless charging, it has to be attached to a power source (USB socket, battery, power bank). Perfect for longer trips as you can charge your smartphone on the go.



- Weatherproof
- Compatible with all SP Connect MicroRail mounts and adapters
- Power: up to 7.5W, 1 USB-C / USB cable (50cm)
- Dimensions: 95mm x 55mm x 12mm
- Includes necessary installation tools

Heated Grips Hi/Lo

Highly increase your riding comfort.



- Special molded rubber grips for great feel
- Even and consistent heat distribution from unique flex-circuit technology
- Totals 40 watts and draws less than 3 amps
- By Heat Demon

ATV Thumb Warmer by Heat Demon

Keeps riders thumbs warm in the cold weather.



- One adhesive-backed silicone thumb warmer
- The warmer features a simple hi/lo/off operation
- Plug and play

Demon Quad Zone Heated Grips

Offers heated grips and heated thumb on ATV units



- Includes two heated clamp-on grips
- Quad Zone controller offers five levels of heat
- One adhesive-backed silicone thumb warmer
- Maximum 45 watts (20 per grip, 5 per thumb warmer) at 14 volt
- Customisable heat levels for each thumb
- Plug and play
- Fits 22mm handlebars

Part numbers

YME-FWIRE-00-02 Black

Required parts

YME-FMKIT-00-02 Bar Mount

Optional parts

YME-FCABW-00-02 Power Cable Wireless Charger

Part numbers

DBY-ACC56-00-44 Black

Part numbers

DBY-ACC56-00-47 Black

Optional parts

DBY-ACC56-00-44 Heated Grips Hi/Lo

Part numbers

DBY-ACC56-00-46 Black

Optional parts

DBY-ACC56-00-48 ATV Seat Heater by Heat Demon®

ATV Seat Heater by Heat Demon®

A thin & flexible seat heater, that installs underneath stock seat cover and warms quickly

- Foam cover measures 305mm x 254mm
- Includes on/off switch
- Heater measures 254mm x 229mm
- Controller included
- ATV 4 zone grip heaters are sold separately

**Part numbers**

DBY-ACC56-00-48 Black

Optional parts

DBY-ACC56-00-47 ATV Thumb Warmer by Heat Demon

DBY-ACC56-00-46 Demon Quad Zone Heated Grips

ATV Storage Cover

This ATV Storage Cover helps protect your ATV while in storage.

- Cover also fits with installed accessories

**Part numbers**

ATV-COVER-02-00 Black

Yamaha Racing Pit Mat

The Race Pit Mat is perfect for the garage, outdoors, or in the pits at the track to provide superior footing.

- Waterproof
- FIM approved
- Rubber backing
- Min. 1 liter oil absorption
- Size: 210 x 100 cm

**Part numbers**

YME-ENVIR-HQ-01 Blue

YME-ENVIR-HQ-00 Black

YEC-9 Battery Charger EU Spec

6-step charger that can charge the battery of your Yamaha motorcycle, scooter, ATV, SMB and/or marine products. Applicable to European markets only.



- With EU-plug
- Unique battery charging technology. Fully automatic switch mode charger that analyses the state of the battery, charges and automatically switches to maintenance charging when ready
- Designed for safety: spark-free, protected from reverse polarity connections and short-circuit proof
- Light and compact; handy and easy to store
- Specially tested and approved by Yamaha service engineers
- Includes battery testing and float maintenance
- Identifies fault battery
- Ensures full charge to prolong battery life time
- Based on CTEK's test winning charger platform
- Combine it with the YEC quick connectors - the Built-in Panel Plug, Charger Indicator and Indicator Panel 150 - for reading the charge condition of your battery and/or for easier access between your Yamaha's battery and the YEC-8 charger

Part numbers

YME-YEC09-EU-20 Black

Battery Charger CTEK CS ONE

Charger for all types of batteries. New durable design to make it easy to handle, with unique mounting system on the back for quick connection to CS accessories. It can be left safely connected for long periods during maintenance charging.



- Recond option to restore and recondition lead-acid batteries
- 12V supply to support the battery during service work and retain contact power to the vehicle during battery replacement / removal
- Wake up option to revive seemingly dead lithium and lead-acid batteries
- Advanced settings to monitor charger voltage & amperage

Part numbers

YME-YEC01-EU-00 Black

YEC-50 Charger EU Spec

8-step charger that can charge the battery of your Yamaha motorcycle, scooter, ATV, SMB and/or marine products.



- Unique battery charging technology
- Designed for safety
- Light and compact
- Specially tested and approved by Yamaha service engineers

Part numbers

YME-YEC50-EU-20 Black

Yamaha Sliding T-Driver Set

Very compact T-driver tool with all Yamaha size socket.



- Includes a 3/8" tip driver
- 8, 10, 12, 14, and 17mm sockets and 5 and 6mm hex bits and a #2 Phillips screwdriver bit
- A socket clip attaches to the driver to keep the sockets in order
- Rugged vinyl pouch keeps the tools protected

Part numbers

ACC-05558-40-67 Chrome

YEC-9 Charger UK Specification

6-step charger that can charge the battery of your Yamaha motorcycle, scooter, ATV, SMB and/or marine products.



- Designed for safety
- Combine it with the YEC quick connectors
- Specially tested and approved by Yamaha service engineers
- Unique battery charging technology
- Light and compact

Part numbers

YME-YEC09-UK-20 Black

Battery Charger CTEK CS ONE

Charger for all types of batteries. New durable design to make it easy to handle, with unique mounting system on the back for quick connection to CS accessories. It can be left safely connected for long periods during maintenance charging.



- Recond option to restore and recondition lead-acid batteries
- 12V supply to support the battery during service work and retain contact power to the vehicle during battery replacement / removal
- Wake up option to revive seemingly dead lithium and lead-acid batteries
- Advanced settings to monitor charger voltage & amperage

Part numbers

YME-YEC01-UK-00 Black

Metric Tool Kit

Comprehensive tool set that prepares you for just about anything the road will throw at you..



- Includes ring, open end spanners 8, 10, 12 & 14, adjustable spanner, vice grips, 4 way Phillips, flat screw driver, sparkplug spanner and plu gap guage
- Includes also a roll of black electrical tape, tyre pressure gauge, cable ties, wire, rag and #3, 4, 5 & 6 Allen keys
- Comes in a compact roll-up pouch
- Can easily be stowed away in your saddlebag, side case, top case, etc.

Part numbers

ABA-METRC-00-00 Black



YEC-50 Battery Charger UK SPEC

8-step charger that can charge the battery of your Yamaha motorcycle, scooter, ATV, SMB and/or marine products. Applicable to UK markets only.

- Unique battery charging technology. Fully automatic switch mode charger that analyses the state of the battery, charges and automatically switches to maintenance charging when ready
- Designed for safety: spark-free, protected from reverse polarity connections and short-circuit proof
- Light and compact; handy and easy to store
- Specially tested and approved by Yamaha service engineers to fit our range of motorcycles, scooters, ATV, SMB and other products
- 5 Amp maximum charge current
- Strongest in its class
- Shorter charging time
- Based on CTEK's test winning platform
- With UK-plug
- Combine it with the YEC quick connectors - the Built-in Panel Plug, Charger Indicator and Indicator Panel 150 - for reading the charge condition of your battery and/or for easier access between your Yamaha's battery and the YEC-50 charger

Part numbers

YME-YEC50-UK-10 Black



Yamaha Cam Buckles Tie-downs

Strong and durable straps to tie your Yamaha or any other big object down tightly when transporting it in a van or trailer.

- Ease of operation; simple tensioning and one finger release
- Built-in soft hook on the fixed end for looping around handlebars, frame tubes, triple-tree clamps and other structural parts
- Zinc cam buckle is foreseen with a pressure plate to reduce webbing abrasion
- Features the Yamaha logo at intervals
- Assembly strength: 540kg (1,200lb)
- Working load limit: 180kg (400lb)
- Sold per set of two

Part numbers

ACC-05558-40-28 Blue



Yamaha Ratcheting Tie-downs

Strong and durable straps to tie your Yamaha or any other big object down tightly when transporting it in a van or trailer.

- Ease of operation; simple tensioning and one finger release
- Built-in soft hook on the fixed end for looping around handlebars, frame tubes, triple-tree clamps and other structural parts
- Ratchet handle is foreseen of a rubber cover for a solid grip
- Features the Yamaha logo at intervals
- Assembly strength: 540kg (1,200lb)
- Working load limit: 180kg (400lb)
- Sold per set of two

Part numbers

ACC-05558-40-30 Blue

ATV Rear Axel Drive Assemblies

Should the day ever come that you need to replace a damaged axle assembly, you can now easily order the complete OEM axle assembly with one part number.

- Proven stock quality and durability
- Kit comes fully assembled
- No need to hassle with grease or special tools

Part numbers

2UD-2531H-00-00

**Heavy Duty Trailer Hitch**

Allows to pull any trailer with a 50mm towball connection

- Installation in 5 seconds
- Several ways to fit on any ATV or Side by Side Vehicle
- 50mm towball included

Part numbers

ATV-W0789-01-00 Black

Required parts

B16-F85H0-V0-00 Receiver Hitch

**Receiver Hitch**

Allows the usage of a standard ball mount to tow a small trailer.

- Accepts 2" receiver and standard hitch pin
- Easy bolt-on of ball mount

Part numbers

B16-F85H0-V0-00 Black

Optional parts

ATV-W0789-01-00 Heavy Duty Trailer Hitch

**Heavy Duty Plough Blade 54"**

Super-handly tool suitable to shove snow, sand or gravel away with ease.

- Most versatile, durable and high-performance plough available on the market for many heavy-duty outdoor work
- Center cross member adds extra rigidity
- Boxed design contributes to extra support
- Thick and sturdy wear bar with steep angle for maximum surface scrapping
- Special low friction powder-coated finish prevents snow to stick to the blade
- Most complete plough due its ability to be applied with a variety of useful optional accessories such as the Plough Marker Set, Plough Blade Side Wall, Plow Lift Rope, etc. Please see enclosed application matrix for all available accessories
- Easy to mount

Part numbers

43P-F85B0-V0-00 Yellow

Required parts

DBY-10636-00-00 Snow Plough Mount

ATV-84526-00-00 ProVantage Plough Pulley



Winch Mount VRX

The Front Winch Mount Kit includes everything needed to install a VRX Series winch.



- Mounting plate
- Unit-specific wiring and Yamaha connectors
- Dedicated location for handlebar-mounted rocker switch power cables

Part numbers

DBY-10199-00-00	Black
-----------------	-------

Required parts

DBY-10260-40-00	VRX Winch with Wire Rope by WARN®
DBY-10260-30-00	VRX Winch with Wire Rope by WARN®

VRX Winch with Wire Rope by WARN®

With its all-metal construction, the WARN® VRX Winch with 15,24meter of steel wire rope includes the new clutch developed from the WARN® 4WD hub lock design.



- Upgraded waterproof contactor IP68
- 3500lbs = 1587kg
- 5,6 mm x 15,24 meter steel wire rope
- Automatic load-holding brake for precise control
- Durable all-metal three-stage planetary gear train
- IP68-rated waterproof winch sealing
- Black powder-coated finish for corrosion resistance

Part numbers

DBY-10260-40-00	Black
-----------------	-------

VRX Winch with Wire Rope by WARN®

With its all-metal construction, the WARN® VRX Winch with 50 feet of wire rope includes the new clutch developed from the WARN® 4WD hub lock design.



- Upgraded waterproof contactor IP68
- 2500lbs = 1134kg
- 4,88 mm x 15,24 meter steel wire rope
- Automatic load-holding brake for precise control
- Durable all-metal three-stage planetary gear train
- IP68-rated waterproof winch sealing
- Black powder-coated finish for corrosion resistance

Part numbers

DBY-10260-30-00	Black
-----------------	-------

ProVantage Plough Pulley

The plough pulley provides a better control of plow blade while reducing the stress on the components.



- Doubles the lifting advantage and slows down the blade movement.
- Contributes to longer rope life.
- Reducing load and bend over angle.
- Will not work with the Power Pivot or a Power Lift.

Part numbers

ATV-84526-00-00	Black
-----------------	-------

Required parts

43P-F85B0-V0-00	Heavy Duty Plough Blade 54"
-----------------	-----------------------------

Snow Plough Mount

Easily mounts on Grizzly and Kodiak models to hold the 54" Ploughblade

- Easy Installation

**Part numbers**

DBY-10636-00-00 Black

Required parts

43P-F85B0-V0-00 Heavy Duty Plough Blade 54"

50mm Tow Ball

Designed and engineered with the capability to tow E1-certified trailers.

- Easy to mount
- Fits all OEM tow hook brackets
- Fits 20mm and 25mm diameter
- Approved to E1 certification standard

**Part numbers**

YME-F85H0-00-01 Chrome

Grizzly 700 25th Anniversary



ATV TEK FlexGrip™ Pro Double

The same benefits of the Pro Single but multiplied by two. Despite the bumpiest terrain your gun, bow, ice auger, etc. will be in the exact place you originally put it in by the end of your journey

- Fits any FlexGrip™ product
- Provides an additional 16" of horizontal adjustability once
- Fits all Utility ATV Racks

Part numbers

ABA-FFG20-00-00 Black

Optional parts

ABA-VFG20-00-00 ATV TEK V-Grip™ Double

ABA-FFG10-00-00 ATV TEK FlexGrip™ Pro Single

Conflicting parts

ABA-VFG20-00-00 ATV TEK V-Grip™ Double



ATV TEK FlexGrip™ Pro Single

Despite the bumpiest terrain your gun, bow, ice auger, etc. will be in the exact place you originally put it in by the end of your journey.

- Fits all Utility ATV Racks
- Fits any FlexGrip™ product
- Provides an additional 16" of horizontal adjustability once

Part numbers

ABA-FFG10-00-00 Black

Optional parts

ABA-FFG20-00-00 ATV TEK FlexGrip™ Pro Double

ABA-VFG20-00-00 ATV TEK V-Grip™ Double

Front Cargo Box

Ideal to take your essentials for the ride or the job.

- Made of durable, high quality and low-density polyethylene plastic
- Water and dust resistant; sealed lids use rubber ball and socket straps
- 37L capacity
- 33cc can holders for use during the trail
- Designed to mount on stock rack and includes installation hardware
- Combine it with the optional Rear Cargo Box for added luggage and storage capacity



Part numbers

B16-F83P0-V0-00 Aluminium

Optional parts

B16-F83P0-T0-00 Rear Cargo Box



ATV TEK V-Grip™ Double

A true custom fit for your tools that attaches to the FusionFit™ Bed Rail Attachment Kit. Experience effortless installation, solid mounting, and easily adjustable knobs for quick, tool-free alterations while on the move. Includes forks (2), mounting blocks (2), rubber snubbers (2), and all necessary mounting hardware for easy installation.

- Improved tubular and composite rack mounting system

Part numbers

ABA-VFG20-00-00 Black

Optional parts

ABA-FFG20-00-00 ATV TEK FlexGrip™ Pro Double

ABA-FFG10-00-00 ATV TEK FlexGrip™ Pro Single

Conflicting parts

ABA-FFG20-00-00 ATV TEK FlexGrip™ Pro Double

Rear Cargo Box

Ideal to take your essentials for the ride or the job.

- Made of durable, high quality and low-density polyethylene
- Water and dust-resistant
- 66L capacity
- 33cc can holders for use during the trail
- Designed to mount on stock rack and includes installation hardware
- Mounting location for flag or whip
- Combine it with the optional Front Cargo Box for added luggage and storage capacity



Part numbers

B16-F83P0-T0-00 Black

Optional parts

B16-F83P0-V0-00 Front Cargo Box

Fender Bag

Soft fender bag providing additional storage for your ATV.

- Soft-sided design
- Full length zipper
- External straps for additional attachments
- Features Yamaha logo



Part numbers

ABA-FENDB-AG-BK Black

Soft Side Cooler

Ideal for keeping your beverages and snacks cool while out on the trail, on the water or for any other outdoor activity.

- Includes a shoulder strap
- Includes Yamaha logo bottle opener
- Waterproof liner and high-density insulation
- Zippered storage compartment easily holds 24 cans including ice
- Securely held with a four point, quick release tie-down



Part numbers

B8K-F847U-V0-00 Black



Universal Phone Clamp Plus

The Universal Phone Clamp is designed to fit your smartphone with or without standard phone cases. Engineered with high-quality materials, the Universal Phone Clamp will ensure a tight and secure grip on your device while you focus on the road.

- Adaptable to phones of 56 to 82 mm
- An essential tool for hands-free convenience
- Slim and lightweight design
- Adjustable system
- Non slip TPU grip inserts
- Connectable to SP Connect standard and Plus Quick & Secure mounting system

Protection Case Smart Phone

The slim and functional case protects your smartphone at all times and lets you mount it to the wide variety of SP Connect™ PLUS mounts. Securely mount your phone with its patented twist-to-lock mechanism

- Use of all ports and buttons
- 3-layer case construction for ultimate safeguarding
- Functionality of wireless charging is not impaired
- Slim and lightweight design
- Protective and functional



Phone Protection Case

The slim and functional phone case protects your smartphone at all times and lets you mount it to a wide variety of mounts and various SP Connect™ compatible devices. Securely mount your phone with its patented twist-to-lock mechanism.

- Slim, protective and functional
- 3-layer case construction for ultimate safeguarding
- Use of all ports and buttons
- Functionality of wireless charging is not impaired



Part numbers

YME-FUPCL-P0-00	Black
-----------------	-------

Required parts

YME-FMKIT-00-02	Bar Mount
-----------------	-----------

Part numbers

YME-FCASP-91-50	Black
YME-FCASP-91-60	Black
YME-FCASP-91-40	Black
YME-FCASP-92-10	Black
YME-FCASP-91-80	Black
YME-FCASP-91-90	Black
YME-FCASP-91-70	Black

Part numbers

YME-FCAS9-00-00	Samsung S8/S9
YME-FCAS9-93-00	Black
YME-FCAS9-94-00	Black
YME-FCAS9-60-00	Samsung S20
YME-FCASA-50-00	iPhone 11 Pro / XS / X
YME-FCAS9-20-00	Samsung S8+ / S9+
YME-FCAS9-30-00	Samsung S10
YME-FCAS9-50-00	Samsung S10E
YME-FCAS9-40-00	Samsung S10+
YME-FCAS9-80-00	Samsung S20 Ultra
YME-FCAS9-70-00	Samsung S20+
YME-FCAS9-00-02	Samsung S21
YME-FCAS9-70-02	Samsung S21 Plus
YME-FCASA-70-02	iPhone 12 / Pro
YME-FCASA-90-02	iPhone 12 Pro Max
YME-FCAS9-01-00	Samsung S20 FE
YME-FCAS9-90-00	Samsung S21 Ultra
YME-FCASA-95-00	iPhone 12 Mini
YME-FCASA-94-00	iPhone13 Pro Max
YME-FCASA-93-00	iPhone 13 / Pro
YME-FCASA-92-00	iPhone 13 Mini
YME-FCASA-91-00	iPhone 13
YME-FCAS9-91-00	Black



Bar Mount

Attach your SP Connect phone case, or other SP Connect™ compatible devices to your motorbike with the Moto Mount Pro. The mount is CNC milled out of aircraft-grade aluminum and fits standard and oversized handlebars. To further protect your smartphone, the mount also has a unique vibration dampening system that cuts G-forces by up to 40% (depending on bike & phone model). You can mount it with the positioning arm or as a direct clamp mount - both versions allow 360° rotation to find the perfect position.

- CNC machined from aircraft grade aluminum
- Vibration dampening system
- Portrait / Landscape Orientation
- 360° rotation
- Fits standard and oversize handlebar
- Stainless steel fitting hardware
- Yamaha logo

Part numbers

YME-FMKIT-00-02 Black

Required parts

YME-FUPCL-P0-00 Universal Phone Clamp Plus
YME-FWIRE-00-02 Wireless Charging Module



Twin air pre-oiled dual layer air filter

Improved air flow and filtration.

- Pre-oiled with bio-degradable oil
- Can be cleaned with water and soap

Part numbers

B16-E4451-0T-00 Green

Rear Rack Extension

Additional extension to the standard rear rack to keep your belongings secured.

- Made of bent steel tubing for strenght and durability
- Extends rear rack height to 190mm
- Easy to install to stock racks, using included hardware
- Compatible with optional Gun Boot Mount, Cooler Box Carrier and Rear Rack Bag

Part numbers

B16-F48A0-V0-00 Black

Optional parts

B16-F48B0-V0-00 Front Rack Extension
B16-K750B-V0-00 Gun Boot Mount



Gun Boot Mount

Bracket with pin on top. The most convenient way to secure your gun boot.

- Reinforcement strap tightly secures the boot in place when riding in rugged terrain
- Allows to remove the bottom end of the gun boot without sliding it out of the mount
- Suitable for both the optional available Gun Boot and Deluxe Gun Boot

Part numbers

B16-K750B-V0-00 Black



Front Rack Extension

Additional extension to the standard front rack to keep your belongings secured.



- Made of bent steel tubing for strenght and durability
- Extends front rack height to 150mm
- Easy to install on stock racks, using included hardware
- Compatible with optional Gun Boot Mount, Cooler Box Carrier and Front Rack Bag

Part numbers

B16-F48B0-V0-00 Black

Optional parts

B16-F48A0-V0-00 Rear Rack Extension

B16-K750B-V0-00 Gun Boot Mount

Wheel cap

Gives a more unique appearance to the unit



- OEM part

Part numbers

1RB-F530B-00-00 Black

Optional parts

B4F-F5168-21-00 Alloy Rim Front and Rear 10"x14"

B32-F5168-10-00 Alloy Rim Front 8"x12"

B32-F5338-10-00 Alloy Rim Rear 10"x12"

Alloy Rim Front 8"x12"

Gives a more unique appearance to the unit



- Hub caps can be ordered to fit the wheel
- Air valve is not included
- OEM part

Part numbers

B32-F5168-10-00 Aluminium

B32-F5168-00-00 Matt Black

B32-F5168-A0-00 Black

Optional parts

B32-F5338-10-00 Alloy Rim Rear 10"x12"

1RB-F530B-10-00 Wheel cap - Chrome

1RB-F530B-00-00 Wheel cap

Wheel cap - Chrome

Gives a more unique appearance to the unit



- OEM part

Part numbers

1RB-F530B-10-00 Chrome

Optional parts

B4F-F5168-21-00 Alloy Rim Front and Rear 10"x14"

B32-F5168-10-00 Alloy Rim Front 8"x12"

B32-F5338-10-00 Alloy Rim Rear 10"x12"



Alloy Rim Rear 10"x12"

Gives a more unique appearance to the unit

- Hub caps can be ordered to fit the wheel
- Air valve is not included
- OEM part

Part numbers

B32-F5338-10-00	Aluminium
B32-F5338-00-00	Black
B32-F5338-A0-00	Black

Optional parts

B32-F5168-10-00	Alloy Rim Front 8"x12"
1RB-F530B-10-00	Wheel cap - Chrome
1RB-F530B-00-00	Wheel cap



Alloy Rim Front and Rear 10"x14"

Gives a more unique appearance to the unit

-

Part numbers

B4F-F5168-21-00	Matt Black
B4F-F5168-40-00	Frozen Titanium

Optional parts

1RB-F530B-10-00	Wheel cap - Chrome
1RB-F530B-00-00	Wheel cap

Aluminium Valve Cap Knurled Pattern

Yamaha-branded valve cap

- Billet aluminium valve cap with Yamaha logo
- Available in 3 colors: black, blue and red



Part numbers

90338-W1016-BL	Black
90338-W1016-BU	Blue
90338-W1016-RE	Red

Aluminium Valve Cap Helical pattern

Yamaha-branded valve cap

- Billet aluminium valve cap with Yamaha logo
- Available in 3 colors: black, blue and red



Part numbers

90338-W1018-BU	Blue
90338-W1018-BL	Black
90338-W1018-RE	Red



Heavy-Duty Rear Grab Bar

This rugged rear grab bar is designed to protect the taillight and total rear end of the ATV.

- Includes mounting points for auxiliary lights

Part numbers

B4F-F85E0-V0-00	Black
-----------------	-------



Rear Bash Plate

Durable protection for tight approaches, high stumps or rocks on the trail.

- Adds protection to the rear main frame
- Made of lightweight aluminium
- Replaces stock rear plate for a nice finishing
- Constructed of 5052 brushed aluminium
- Combine it with the optional Front and Middle Bash Plate for added protection

Part numbers

2BG-F147F-01-00	Aluminium
-----------------	-----------

Required parts

ATV-3B400-00-15	Middle Bash Plate
-----------------	-------------------

B16-E84C0-V0-00	Front Bash Plate
-----------------	------------------

Optional parts

2BG-F3123-01-00	Front A-arm Skid Plate
-----------------	------------------------



Front Bash Plate

Durable protection for tight approaches, high stumps or rocks on the trail.

- Does not affect the approach angle
- Constructed of 5052 brushed aluminium
- Replaces stock front plate for a nice finishing
- Compatible with stock and optional front Grab Bars and optional winches available
- Combine it with the optional Middle and Rear Bash Plate for added protection

Part numbers

B16-E84C0-V0-00	Aluminium
-----------------	-----------

Required parts

2BG-F147F-01-00	Rear Bash Plate
-----------------	-----------------

ATV-3B400-00-15	Middle Bash Plate
-----------------	-------------------

Optional parts

2BG-F3123-01-00	Front A-arm Skid Plate
-----------------	------------------------



Middle Bash Plate

Durable protection for tight approaches, high stumps or rocks on the trail.

- Made of lightweight brushed aluminium
- Replaces stock middle plate for a nice finishing
- Constructed of 5052 brushed aluminium
- Combine it with the optional Front and Rear Bash Plate for added protection

Part numbers

ATV-3B400-00-15	Aluminium
-----------------	-----------

Required parts

2BG-F147F-01-00	Rear Bash Plate
-----------------	-----------------

B16-E84C0-V0-00	Front Bash Plate
-----------------	------------------

Optional parts

2BG-F3123-01-00	Front A-arm Skid Plate
-----------------	------------------------

Front A-arm Skid Plate

Durable protection for tight approaches, high stumps or rocks on the trail.



- Replaces stock front plate for a nice finishing
- Constructed of 5052 brushed aluminium

Part numbers

2BG-F3123-01-00 Aluminium

Optional parts

2BG-F147F-01-00 Rear Bash Plate

ATV-3B400-00-15 Middle Bash Plate

B16-E84C0-V0-00 Front Bash Plate

Yamaha Handguards for Grizzly

Introducing our exclusive handguards, meticulously crafted with the dynamic rider in focus. Engineered for the most active enthusiasts, these handguards boast ergonomic design to ensure a perfect fit. Not only do they provide optimal wind protection, but their closed loop style also delivers enhanced safeguarding and durability against debris. Elevate your riding experience with the perfect blend of style and functionality – choose our unique handguards today!



Part numbers

G75-P01HG-10-00 Black

Windshield

Provides protection from wind and trail debris.



- Tough, durable and shatter-resistant Polycarbonate
- Enhanced comfort for the rider, especially in bad weather conditions
- Easily removable, after initial installation
- Tilt is adjustable
- Offers protection to rider's hands, chest and head
- With headlight cut-out

Part numbers

ZUD-F83J0-V0-00 Transparent

Spot Light Kit

Enhances sight in low-light conditions with LED technology.



- Powerful spot light
- Easy installation with included hardware
- Easy installation using strong ThreeBond® adhesive for a permanent mount
- Powerful LED spot light with 18 leds
- Easy installation
- Ram mount with U bolt for rail mount included
- 12 volt output socket included
- Rubber ball absorbs shock and vibration
- Easily detachable from ram mount
- Weather-resistant rubber body shield
- On/off switch on the light
- Length of power cord is 125 cm - 175 cm
- 30 degrees beam
- Frosted lens
- 9 watts
- 1900 lumens
- 4500K colour temp

Part numbers

ABA-2HR35-10-00 Black

Hour & Tacho Meter

Meter to help you to keep track of your engine's operating hours.



- Includes pre-programmed service intervals at 10 hours (initial) and every 50 hours thereafter
- A flash alert displays for a 2-hour period upon reaching the specified interval
- Works with all Yamaha 4-stroke models, including Yamaha gasoline generators and pumps

Part numbers

ENG-METER-4C-01 Black

Power Cable Wireless Charger

Use the CABLE WIRELESS CHARGER to connect the Wireless Charging Module directly to a power source (i.e. motorcycle battery / ignition)



- Compatible with the Wireless Charging Module
- Integrated voltage converter (12V / 6V to 5V)
- Cable for direct wiring to battery
- Length of cable: 120cm

Part numbers

YME-FCABW-00-02 Black

Wireless Charging Module

The Wireless Charging module can be mounted on any SP Connect mount. The SP Connect Phone Case attaches in seconds with a 90 ° turn. For wireless charging, it has to be attached to a power source (USB socket, battery, power bank). Perfect for longer trips as you can charge your smartphone on the go.



- Weatherproof
- Compatible with all SP Connect MicroRail mounts and adapters
- Power: up to 7.5W, 1 USB-C / USB cable (50cm)
- Dimensions: 95mm x 55mm x 12mm
- Includes necessary installation tools

Part numbers

YME-FWIRE-00-02 Black

Required parts

YME-FMKIT-00-02 Bar Mount

Optional parts

YME-FCABW-00-02 Power Cable Wireless Charger

Heated Grips Hi/Lo

Highly increase your riding comfort.



- Special molded rubber grips for great feel
- Even and consistent heat distribution from unique flex-circuit technology
- Totals 40 watts and draws less than 3 amps
- By Heat Demon

Part numbers

DBY-ACC56-00-44 Black

ATV Thumb Warmer by Heat Demon

Keeps riders thumbs warm in the cold weather.

- One adhesive-backed silicone thumb warmer
- The warmer features a simple hi/lo/off operation
- Plug and play



Part numbers

DBY-ACC56-00-47 Black

Optional parts

DBY-ACC56-00-44 Heated Grips Hi/Lo

Demon Quad Zone Heated Grips

Offers heated grips and heated thumb on ATV units

- Includes two heated clamp-on grips
- Quad Zone controller offers five levels of heat
- One adhesive-backed silicone thumb warmer
- Maximum 45 watts (20 per grip, 5 per thumb warmer) at 14 volt
- Customisable heat levels for each thumb
- Plug and play
- Fits 22mm handlebars



Part numbers

DBY-ACC56-00-46 Black

Optional parts

DBY-ACC56-00-48 ATV Seat Heater by Heat Demon®

Heated Grips

Highly improve the rider's comfort in cold weather conditions.

- Three-position switch: Off, Low, High
- Simple plug-and-play design — no cutting, splicing, or crimping of wires
- Easy clamp installation — no grip glue needed
- Low power consumption — draws less than 3 amps while in use



Part numbers

B16-H29A0-V0-00 Black

ATV Seat Heater by Heat Demon®

A thin & flexible seat heater, that installs underneath stock seat cover and warms quickly

- Foam cover measures 305mm x 254mm
- Includes on/off switch
- Heater measures 254mm x 229mm
- Controller included
- ATV 4 zone grip heaters are sold separately



Part numbers

DBY-ACC56-00-48 Black

Optional parts

DBY-ACC56-00-47 ATV Thumb Warmer by Heat Demon

DBY-ACC56-00-46 Demon Quad Zone Heated Grips

ATV Storage Cover

This ATV Storage Mat Cover helps protect your ATV while in storage.

- Cover also fits with installed accessories

Part numbers

ATV-COVER-02-00	Black
-----------------	-------

**Yamaha Racing Pit Mat**

The Race Pit Mat is perfect for the garage, outdoors, or in the pits at the track to provide superior footing.

- Waterproof
- FIM approved
- Rubber backing
- Min. 1 liter oil absorption
- Size: 210 x 100 cm

Part numbers

YME-ENVIR-HQ-01	Blue
-----------------	------

YME-ENVIR-HQ-00	Black
-----------------	-------

**YEC-9 Battery Charger EU Spec**

6-step charger that can charge the battery of your Yamaha motorcycle, scooter, ATV, SMB and/or marine products. Applicable to European markets only.

- With EU-plug
- Unique battery charging technology. Fully automatic switch mode charger that analyses the state of the battery, charges and automatically switches to maintenance charging when ready
- Designed for safety: spark-free, protected from reverse polarity connections and short-circuit proof
- Light and compact; handy and easy to store
- Specially tested and approved by Yamaha service engineers
- Includes battery testing and float maintenance
- Identifies fault battery
- Ensures full charge to prolong battery life time
- Based on CTEK's test winning charger platform
- Combine it with the YEC quick connectors - the Built-in Panel Plug, Charger Indicator and Indicator Panel 150 - for reading the charge condition of your battery and/or for easier access between your Yamaha's battery and the YEC-8 charger

Part numbers

YME-YEC09-EU-20	Black
-----------------	-------



Battery Charger CTEK CS ONE

Charger for all types of batteries. New durable design to make it easy to handle, with unique mounting system on the back for quick connection to CS accessories. It can be left safely connected for long periods during maintenance charging.

- Recond option to restore and recondition lead-acid batteries
- 12V supply to support the battery during service work and retain contact power to the vehicle during battery replacement / removal
- Wake up option to revive seemingly dead lithium and lead-acid batteries
- Advanced settings to monitor charger voltage & amperage

Part numbers

YME-YEC01-EU-00 Black

**YEC-50 Charger EU Spec**

8-step charger that can charge the battery of your Yamaha motorcycle, scooter, ATV, SMB and/or marine products.

- Unique battery charging technology
- Designed for safety
- Light and compact
- Specially tested and approved by Yamaha service engineers

Part numbers

YME-YEC50-EU-20 Black

**Yamaha Sliding T-Driver Set**

Very compact T-driver tool with all Yamaha size socket.

- Includes a 3/8" tip driver
- 8, 10, 12, 14, and 17mm sockets and 5 and 6mm hex bits and a #2 Phillips screwdriver bit
- A socket clip attaches to the driver to keep the sockets in order
- Rugged vinyl pouch keeps the tools protected

Part numbers

ACC-05558-40-67 Chrome

**YEC-9 Charger UK Specification**

6-step charger that can charge the battery of your Yamaha motorcycle, scooter, ATV, SMB and/or marine products.

- Designed for safety
- Combine it with the YEC quick connectors
- Specially tested and approved by Yamaha service engineers
- Unique battery charging technology
- Light and compact

Part numbers

YME-YEC09-UK-20 Black



Battery Charger CTEK CS ONE

Charger for all types of batteries. New durable design to make it easy to handle, with unique mounting system on the back for quick connection to CS accessories. It can be left safely connected for long periods during maintenance charging.

- Recond option to restore and recondition lead-acid batteries
- 12V supply to support the battery during service work and retain contact power to the vehicle during battery replacement / removal
- Wake up option to revive seemingly dead lithium and lead-acid batteries
- Advanced settings to monitor charger voltage & amperage

Part numbers

YME-YEC01-UK-00 Black

**Metric Tool Kit**

Comprehensive tool set that prepares you for just about anything the road will throw at you..

- Includes ring, open end spanners 8, 10, 12 & 14, adjustable spanner, vice grips, 4 way Phillips, flat screw driver, sparkplug spanner and plu gap gauge
- Includes also a roll of black electrical tape, tyre pressure gauge, cable ties, wire, rag and #3, 4, 5 & 6 Allen keys
- Comes in a compact roll-up pouch
- Can easily be stowed away in your saddlebag, side case, top case, etc.

Part numbers

ABA-METRC-00-00 Black

**YEC-50 Battery Charger UK SPEC**

8-step charger that can charge the battery of your Yamaha motorcycle, scooter, ATV, SMB and/or marine products. Applicable to UK markets only.

- Unique battery charging technology. Fully automatic switch mode charger that analyses the state of the battery, charges and automatically switches to maintenance charging when ready
- Designed for safety: spark-free, protected from reverse polarity connections and short-circuit proof
- Light and compact; handy and easy to store
- Specially tested and approved by Yamaha service engineers to fit our range of motorcycles, scooters, ATV, SMB and other products
- 5 Amp maximum charge current
- Strongest in its class
- Shorter charging time
- Based on CTEK's test winning platform
- With UK-plug
- Combine it with the YEC quick connectors - the Built-in Panel Plug, Charger Indicator and Indicator Panel 150 - for reading the charge condition of your battery and/or for easier access between your Yamaha's battery and the YEC-50 charger

Part numbers

YME-YEC50-UK-10 Black



Yamaha Cam Buckles Tie-downs

Strong and durable straps to tie your Yamaha or any other big object down tightly when transporting it in a van or trailer.



- Ease of operation; simple tensioning and one finger release
- Built-in soft hook on the fixed end for looping around handlebars, frame tubes, triple-tree clamps and other structural parts
- Zinc cam buckle is foreseen with a pressure plate to reduce webbing abrasion
- Features the Yamaha logo at intervals
- Assembly strength: 540kg (1,200lb)
- Working load limit: 180kg (400lb)
- Sold per set of two

Part numbers

ACC-05558-40-28 Blue

Yamaha Ratcheting Tie-downs

Strong and durable straps to tie your Yamaha or any other big object down tightly when transporting it in a van or trailer.



- Ease of operation; simple tensioning and one finger release
- Built-in soft hook on the fixed end for looping around handlebars, frame tubes, triple-tree clamps and other structural parts
- Ratchet handle is foreseen of a rubber cover for a solid grip
- Features the Yamaha logo at intervals
- Assembly strength: 540kg (1,200lb)
- Working load limit: 180kg (400lb)
- Sold per set of two

Part numbers

ACC-05558-40-30 Blue

ATV Rear Axel Drive Assemblies

Should the day ever come that you need to replace a damaged axle assembly, you can now easily order the complete OEM axle assembly with one part number.



- Proven stock quality and durability
- Kit comes fully assembled
- No need to hassle with grease or special tools

Part numbers

ZUD-2531H-00-00

Heavy Duty Trailer Hitch

Allows to pull any trailer with a 50mm towball connection



- Installation in 5 seconds
- Several ways to fit on any ATV or Side by Side Vehicle
- 50mm towball included

Part numbers

ATV-W0789-01-00 Black

Required parts

B16-F85H0-V0-00 Receiver Hitch

Receiver Hitch

Allows the usage of a standard ball mount to tow a small trailer.

- Accepts 2" receiver and standard hitch pin
- Easy bolt-on of ball mount



Part numbers

B16-F85H0-V0-00 Black

Optional parts

ATV-W0789-01-00 Heavy Duty Trailer Hitch

Heavy Duty Plough Blade 54"

Super-handly tool suitable to shove snow, sand or gravel away with ease.

- Most versatile, durable and high-performance plough available on the market for many heavy-duty outdoor work
- Center cross member adds extra rigidity
- Boxed design contributes to extra support
- Thick and sturdy wear bar with steep angle for maximum surface scrapping
- Special low friction powder-coated finish prevents snow to stick to the blade
- Most complete plough due its ability to be applied with a variety of useful optional accessories such as the Plough Marker Set, Plough Blade Side Wall, Plow Lift Rope, etc. Please see enclosed application matrix for all available accessories
- Easy to mount



Part numbers

43P-F85B0-V0-00 Yellow

Required parts

DBY-10636-00-00 Snow Plough Mount

ATV-84526-00-00 ProVantage Plough Pulley

Winch Mount VRX

The Front Winch Mount Kit includes everything needed to install a VRX Series winch.

- Mounting plate
- Unit-specific wiring and Yamaha connectors
- Dedicated location for handlebar-mounted rocker switch power cables



Part numbers

DBY-10199-00-00 Black

Required parts

DBY-10260-40-00 VRX Winch with Wire Rope by WARN®

DBY-10260-30-00 VRX Winch with Wire Rope by WARN®

VRX Winch with Wire Rope by WARN®

With its all-metal construction, the WARN® VRX Winch with 15,24meter of steel wire rope includes the new clutch developed from the WARN® 4WD hub lock design.

- Upgraded waterproof contactor IP68
- 3500lbs = 1587kg
- 5,6 mm x 15,24 meter steel wire rope
- Automatic load-holding brake for precise control
- Durable all-metal three-stage planetary gear train
- IP68-rated waterproof winch sealing
- Black powder-coated finish for corrosion resistance



Part numbers

DBY-10260-40-00 Black

VRX Winch with Wire Rope by WARN®



With its all-metal construction, the WARN® VRX Winch with 50 feet of wire rope includes the new clutch developed from the WARN® 4WD hub lock design.

- Upgraded waterproof contactor IP68
- 2500lbs = 1134kg
- 4,88 mm x 15,24 meter steel wire rope
- Automatic load-holding brake for precise control
- Durable all-metal three-stage planetary gear train
- IP68-rated waterproof winch sealing
- Black powder-coated finish for corrosion resistance

Part numbers

DBY-10260-30-00 Black

ProVantage Plough Pulley

The plough pulley provides a better control of plow blade while reducing the stress on the components.



- Doubles the lifting advantage and slows down the blade movement.
- Contributes to longer rope life.
- Reducing load and bend over angle.
- Will not work with the Power Pivot or a Power Lift.

Part numbers

ATV-84526-00-00 Black

Required parts

43P-F85B0-V0-00 Heavy Duty Plough Blade 54"

Snow Plough Mount

Easily mounts on Grizzly and Kodiak models to hold the 54" Ploughblade



- Easy Installation

Part numbers

DBY-10636-00-00 Black

Required parts

43P-F85B0-V0-00 Heavy Duty Plough Blade 54"

50mm Tow Ball

Designed and engineered with the capability to tow E1-certified trailers.



- Easy to mount
- Fits all OEM tow hook brackets
- Fits 20mm and 25mm diameter
- Approved to E1 certification standard

Part numbers

YME-F85H0-00-01 Chrome

Viking EPS



ATV TEK FlexGrip™ Pro Single

Despite the bumpiest terrain your gun, bow, ice auger, etc. will be in the exact place you originally put it in by the end of your journey.

- Fits all Utility ATV Racks
- Fits any FlexGrip™ product
- Provides an additional 16" of horizontal adjustability once

Part numbers

ABA-FFG10-00-00 Black

Optional parts

ABA-FFG20-00-00 ATV TEK FlexGrip™ Pro Double

ABA-VFG20-00-00 ATV TEK V-Grip™ Double



ATV TEK FlexGrip™ Pro Double

The same benefits of the Pro Single but multiplied by two. Despite the bumpiest terrain your gun, bow, ice auger, etc. will be in the exact place you originally put it in by the end of your journey.

- Fits any FlexGrip™ product
- Provides an additional 16" of horizontal adjustability once
- Fits all Utility ATV Racks

Part numbers

ABA-FFG20-00-00 Black

Optional parts

ABA-VFG20-00-00 ATV TEK V-Grip™ Double

ABA-FFG10-00-00 ATV TEK FlexGrip™ Pro Single

Conflicting parts

ABA-VFG20-00-00 ATV TEK V-Grip™ Double



Centre Seat Console

Storage box with cup holder and storage pockets for centre seat.

- Made of molded, low density polyethylene for long lasting durability
- Dust and water resistant
- Includes storage pocket and two cup holders
- Large lid provides easy access
- Easy to install - no tools required
- Dimensions: L400mm x W300mm x H190mm

Part numbers

1XD-F83P0-R0-00 Black



Cargo Bed Box

Secure your personal belongings when venturing out in your Yamaha.

- Made of tough, durable and high-quality polyethylene plastic
- Water and dust resistant
- 114L capacity
- Lockable latches
- Easy access to cargo
- Non-reflective surfaces
- Helps prevent cargo contamination
- Easy mounting

Part numbers

1XD-F83P0-V0-00 Black



ATV TEK V-Grip™ Double

A true custom fit for your tools that attaches to the FusionFit™ Bed Rail Attachment Kit. Experience effortless installation, solid mounting, and easily adjustable knobs for quick, tool-free alterations while on the move. Includes forks (2), mounting blocks (2), rubber snubbers (2), and all necessary mounting hardware for easy installation.

- Improved tubular and composite rack mounting system

Part numbers

ABA-VFG20-00-00 Black

Optional parts

ABA-FFG20-00-00 ATV TEK FlexGrip™ Pro Double

ABA-FFG10-00-00 ATV TEK FlexGrip™ Pro Single

Conflicting parts

ABA-FFG20-00-00 ATV TEK FlexGrip™ Pro Double



Soft Side Cooler

Ideal for keeping your beverages and snacks cool while out on the trail, on the water or for any other outdoor activity.

- Includes a shoulder strap
- Includes Yamaha logo bottle opener
- Waterproof liner and high-density insulation
- Zippered storage compartment easily holds 24 cans including ice
- Securely held with a four point, quick release tie-down

Part numbers

B8K-F847U-V0-00 Black



Wire Rope by WARN® - 2500 lb

Direct replacement for the wire rope of the WARN® 2500 lb. winch.

- Durable construction

Part numbers

DBY-60076-00-00 Silver



Right Side Mirror

Provides rear side view while riding.

- Ball-and-socket base for easy adjustment
- Compatible with optional Yamaha windshields

Disclaimer

Depicted Right Side Mirror is sold separately.

Part numbers

1XD-F6205-V0-00 Black

Optional parts

1XD-F6204-V0-00 Left Side Mirror



Light Duty Winch Accessory Kit by WARN®

The Warn® Light-Duty Winch Accessory Kit includes all of the essential tools needed to properly operate the WARN® winch.

The kit includes:

- Two (2) 1/2 inch (12.7 mm) shackles - 4,500 lb. (2,041 kg) weight rating.
- Two (2) 1 inch x 8' (25.4mm x 2.4m) tree trunk protectors.
- One (1) tool roll constructed of durable ballistic nylon with secure hook-endloop enclosures to strongly attach either ATV rack or SxS roll bar.
- Line damper for increased safety.
- Additional storage.

Part numbers

DBY-99901-00-00 Black



Centre Mirror Mount

Allows driver to see to the rear of the vehicle.

- Plastic injected molded bracket and mirror housing
- Large and adjustable convex mirror
- Compatible with optional windshields and sun tops
- Mirror dimensions: 96mm x 254mm

Part numbers

1XD-F6206-V0-00 Black



Yamaha Universal Mirror Clamp 38mm

Steel clamp will allow you to mount the Yamaha Center Mirror (sold separately) to any 38mm Bar

- Powder coated steel construction
- Simple 1 bolt installation
- Stainless Steel hardware
- Universal adjustment

Part numbers

BAS-K7135-V0-00 Black



Left Side Mirror

Provides rear side view while riding.

- Ball-and-socket base for easy adjustment
- Compatible with optional Yamaha windshields

Disclaimer

Depicted Right Side Mirror is sold separately.

Part numbers

1XD-F6204-V0-00 Black

Optional parts

1XD-F6205-V0-00 Right Side Mirror



Twin air pre-oiled dual layer air filter

Improved air flow and filtration.

- Pre-oiled with bio-degradable oil
- Can be cleaned with water and soap

Part numbers

1XD-E4451-0T-00 Green



Side View Mirrors

The Yamaha-designed, developed, and tested Side View Mirrors provide an excellent view and unmatched durability. The wide-angle, distortion-free glass viewing area provides great clarity and rearward visibility. Automotive-style fold-away action provides added convenience when pulling in enclosed trailers or on tight trails by reducing the need to readjust the viewing area after folding back. Ultra-tough die-cast aluminum pivots provide the durability you come to expect from Yamaha.

- Mounts are sold separately and are model specific
- Scratch resistant glass
- Automotive Fold-away action
- Die-cast aluminium pivot mechanism
- Wide angle provides the optimal distortion-free view for off road use

Part numbers

B4M-F62A0-V0-00 Black



Centre Mount Mirror

Extra strong and durable mirror.

- Polymer housing for strength, durability and light weight
- Includes CNC-machined from 6061 T6 aluminum Assault Industries® 38mm bracket
- Trail-tested to cope with harsh rides
- Developed by Assault Industries®

Part numbers

B85-F6206-V0-00 Black



Synthetic Rope by WARN@-2500/3500 lb

Direct replacement for the synthetic rope of the WARN@ 2500 and 3500 pound winch.

- Durable construction

Part numbers

GYT-05S56-00-06	Grey
-----------------	------

Aluminium Valve Cap Knurled Pattern

Yamaha-branded valve cap



- Billet aluminium valve cap with Yamaha logo
- Available in 3 colors: black, blue and red

Part numbers

90338-W1016-BL	Black
----------------	-------

90338-W1016-BU	Blue
----------------	------

90338-W1016-RE	Red
----------------	-----

Aluminium Valve Cap Helical pattern

Yamaha-branded valve cap



- Billet aluminium valve cap with Yamaha logo
- Available in 3 colors: black, blue and red

Part numbers

90338-W1018-BU	Blue
----------------	------

90338-W1018-BL	Black
----------------	-------

90338-W1018-RE	Red
----------------	-----

Overfenders

Four-piece overfender set for added protection and looks.



- Provides additional protection from mud and water
- Integrated design enhances rough look of the unit
- Durable and long-lasting
- Includes stainless steel bolts for secure attachment to the vehicle

Part numbers

1XD-F15E0-V0-00	Black
-----------------	-------



Viking Soft Side Cover

The Viking Soft Side Cover will protect occupants from rain, wind, mud, and light trail debris.

- Quick snap-on/pull-off installation
- Zippers operate in conjunction with doors for easy in/out access
- Windows can be rolled up and secured with straps when not needed
- Made of durable Sur Last® 300 denier nylon and clear vinyl
- Attaches with hook-and-loop and permanent riveted snaps, no adhesive that gums up your panels/doors and wears out quickly
- All components are rust and UV resistant
- Note:
Highly recommended to be used in conjunction with accessory Rear Window, Folding Windshield, and either Hard Sun Top or Soft Sun Top for maximum cab warmth and weather protection (all sold separately)
- When installed in conjunction with the accessory Folding Windshield and Top (sold separately), it closes the gap and provides a good seal from cold and rain
- Dealer installation recommended (drilling and riveting required)

Part numbers

1XD-F17J0-V0-00 Black



Soft Rear Window

Provides years of added protection from wind, rain, and debris like brush and leaves

- Made of SurLast® 70 all-weather, mildew and fade-resistant fabric
- Clear 20-gauge polished vinyl window that will not yellow over time
- Anodized aluminum support bar
- Simple installation - secures with straps and zippers
- Designed to fit the unit and not billow or rattle in most conditions
- Compatible with cargo bed accessories

Part numbers

2PG-K750A-V0-00



Folding Windshield

Provides protection and versatility for changing weather conditions as well as against leaves and other trail debris.

- Strong, durable and superior scratch-resistant material use
- Does not shatter like acrylic windshields
- Folding design - up or down
- Secure when folded down
- Easy removal for cleaning and maintenance

Part numbers

1XD-F83J0-V0-00 Transparent



Heavy-duty Front Brush Guard

Designed to provide additional protection while you're out on the trail. Seamlessly integrates with the front profile, while adding a tough, and aggressive look. Protects the front of the unit from damage caused by rocks, branches, etc.

- Includes mount tabs for lighting and winch hook
- Removal of stock brush guard is not required
- Made of welded steel sheet and tubing construction
- Powder-coated finish
- Coordinates with the Heavy-Duty Headlight Brush Guard, sold separately

Part numbers

2PG-F84L0-V0-00 Black



LED Light Flood

Provides additional visibility where the headlights cannot reach.

- 10W LED's with low power consumption
- Ideal in case you prefer wide beam visibility
- 360° adjustability
- Can be mounted on any flat area
- Sold per set and include a harness and switch
- 63mm

Part numbers

2HC-H4104-L0-00 Black



60W Led light bar 15"

Drawing from our experience with Yamaha's YXZ1000R light bars, we are proud to offer this LED light Bar for your Wolverine X4. You get the complete lighting solution you would expect from Genuine Yamaha accessories but at a fraction of the cost.

- 12 - 5W Cree® LEDs
- Newly designed wide spot reflector for improved light dispersion
- 50,000 hour life span
- Aluminum extruded housing
- Custom Yamaha end caps
- Flexible mounting base with lateral mounting capability
- Vehicle wiring harness with roof grommet
- Illuminated 2-position switch
- Low power consumption
- Beam configuration: 4 wide spot, 4 spot, 4 wide spot (16")
- Includes mounts

Part numbers

BG4-H4104-V0-00 Black

ATV/Side-by-Side Starter Motor Assemblies

OEM Part

- Direct Yamaha Genuine stock replacement



Part numbers

153-81890-00-00 Aluminium

Metric Tool Kit

Comprehensive tool set that prepares you for just about anything the road will throw at you..

- Includes ring, open end spanners 8, 10, 12 & 14, adjustable spanner, vice grips, 4 way Phillips, flat screw driver, sparkplug spanner and plu gap guage
- Includes also a roll of black electrical tape, tyre pressure gauge, cable ties, wire, rag and #3, 4, 5 & 6 Allen keys
- Comes in a compact roll-up pouch
- Can easily be stowed away in your saddlebag, side case, top case, etc.



Part numbers

ABA-METRC-00-00 Black

YEC-50 Battery Charger UK SPEC

8-step charger that can charge the battery of your Yamaha motorcycle, scooter, ATV, SMB and/or marine products. Applicable to UK markets only.

- Unique battery charging technology. Fully automatic switch mode charger that analyses the state of the battery, charges and automatically switches to maintenance charging when ready
- Designed for safety: spark-free, protected from reverse polarity connections and short-circuit proof
- Light and compact; handy and easy to store
- Specially tested and approved by Yamaha service engineers to fit our range of motorcycles, scooters, ATV, SMB and other products
- 5 Amp maximum charge current
- Strongest in its class
- Shorter charging time
- Based on CTEK's test winning platform
- With UK-plug
- Combine it with the YEC quick connectors - the Built-in Panel Plug, Charger Indicator and Indicator Panel 150 - for reading the charge condition of your battery and/or for easier access between your Yamaha's battery and the YEC-50 charger



Part numbers

YME-YEC50-UK-10 Black



Yamaha Cam Buckles Tie-downs

Strong and durable straps to tie your Yamaha or any other big object down tightly when transporting it in a van or trailer.

- Ease of operation; simple tensioning and one finger release
- Built-in soft hook on the fixed end for looping around handlebars, frame tubes, triple-tree clamps and other structural parts
- Zinc cam buckle is foreseen with a pressure plate to reduce webbing abrasion
- Features the Yamaha logo at intervals
- Assembly strength: 540kg (1,200lb)
- Working load limit: 180kg (400lb)
- Sold per set of two

Part numbers

ACC-05558-40-28 Blue



Yamaha Ratcheting Tie-downs

Strong and durable straps to tie your Yamaha or any other big object down tightly when transporting it in a van or trailer.

- Ease of operation; simple tensioning and one finger release
- Built-in soft hook on the fixed end for looping around handlebars, frame tubes, triple-tree clamps and other structural parts
- Ratchet handle is foreseen of a rubber cover for a solid grip
- Features the Yamaha logo at intervals
- Assembly strength: 540kg (1,200lb)
- Working load limit: 180kg (400lb)
- Sold per set of two

Part numbers

ACC-05558-40-30 Blue



YEC-9 Battery Charger EU Spec

6-step charger that can charge the battery of your Yamaha motorcycle, scooter, ATV, SMB and/or marine products. Applicable to European markets only.

- With EU-plug
- Unique battery charging technology. Fully automatic switch mode charger that analyses the state of the battery, charges and automatically switches to maintenance charging when ready
- Designed for safety: spark-free, protected from reverse polarity connections and short-circuit proof
- Light and compact; handy and easy to store
- Specially tested and approved by Yamaha service engineers
- Includes battery testing and float maintenance
- Identifies fault battery
- Ensures full charge to prolong battery life time
- Based on CTEK's test winning charger platform
- Combine it with the YEC quick connectors - the Built-in Panel Plug, Charger Indicator and Indicator Panel 150 - for reading the charge condition of your battery and/or for easier access between your Yamaha's battery and the YEC-8 charger

Part numbers

YME-YEC09-EU-20 Black



Storage Cover

Protects your Yamaha from the elements and dust when stored.

- Tough and durable polyester fabric with lockstitched thread
- Side release buckles facilitate installation and removal
- Features the Yamaha Viking logo and the Yamaha Tuning Fork logo on the sides

Part numbers

1XD-F81A0-V0-00 Black



Battery Charger CTEK CS ONE

Charger for all types of batteries. New durable design to make it easy to handle, with unique mounting system on the back for quick connection to CS accessories. It can be left safely connected for long periods during maintenance charging.

- Recond option to restore and recondition lead-acid batteries
- 12V supply to support the battery during service work and retain contact power to the vehicle during battery replacement / removal
- Wake up option to revive seemingly dead lithium and lead-acid batteries
- Advanced settings to monitor charger voltage & amperage

Part numbers

YME-YEC01-EU-00 Black



YEC-50 Charger EU Spec

8-step charger that can charge the battery of your Yamaha motorcycle, scooter, ATV, SMB and/or marine products.

- Unique battery charging technology
- Designed for safety
- Light and compact
- Specially tested and approved by Yamaha service engineers

Part numbers

YME-YEC50-EU-20 Black



Yamaha Sliding T-Driver Set

Very compact T-driver tool with all Yamaha size socket.

- Includes a 3/8" tip driver
- 8, 10, 12, 14, and 17mm sockets and 5 and 6mm hex bits and a #2 Phillips screwdriver bit
- A socket clip attaches to the driver to keep the sockets in order
- Rugged vinyl pouch keeps the tools protected

Part numbers

ACC-05558-40-67 Chrome

YEC-9 Charger UK Specification

6-step charger that can charge the battery of your Yamaha motorcycle, scooter, ATV, SMB and/or marine products.



- Designed for safety
- Combine it with the YEC quick connectors
- Specially tested and approved by Yamaha service engineers
- Unique battery charging technology
- Light and compact

Part numbers

YME-YEC09-UK-20 Black

Battery Charger CTEK CS ONE

Charger for all types of batteries. New durable design to make it easy to handle, with unique mounting system on the back for quick connection to CS accessories. It can be left safely connected for long periods during maintenance charging.



- Recond option to restore and recondition lead-acid batteries
- 12V supply to support the battery during service work and retain contact power to the vehicle during battery replacement / removal
- Wake up option to revive seemingly dead lithium and lead-acid batteries
- Advanced settings to monitor charger voltage & amperage

Part numbers

YME-YEC01-UK-00 Black

50mm Tow Ball

Designed and engineered with the capability to tow E1-certified trailers.



- Easy to mount
- Fits all OEM tow hook brackets
- Fits 20mm and 25mm diameter
- Approved to E1 certification standard

Part numbers

YME-F85H0-00-01 Chrome

Heavy Duty Trailer Hitch

Allows to pull any trailer with a 50mm towball connection



- Installation in 5 seconds
- Several ways to fit on any ATV or Side by Side Vehicle
- 50mm towball included

Part numbers

ATV-W0789-01-00 Black

Winch with Synthetic Wire Rope by WARN®



Combining a powerful motor and smart digital contactor into one, the Motactor™ on the AXON Winch with 15,2 meter of Synthetic Rope is perfect for extreme environments.

- 3500lbs = 1588kg
- 6,4mm of Spydura synthetic rope
- Motactor™ simplifies winch installation by 50%
- Monitor speed, load and motor temperature from winch remote
- Load limiter prevents overloading winch damage
- Rigid all-metal, waterproof construction
- New clutch design based on legendary WARN® 4WD hub lock design

3500 lb. Wire Rope

Direct replacement for the wire rope of the WARN® winch



- Replacement part

VRX Winch Mount Kit by WARN®

The Front Winch Mount Kit includes everything needed to install a VRX Series winch.



- Mounting plate
- Wired remote
- Unit-specific wiring and Yamaha connectors

Front Winch Mount

Provides a secure location to install a winch.



- 4.7mm steel sheet metal bent and welded
- Black powder coating
- Cut-to-length wiring with stock connectors
- Comes with mounting plate and required wiring
- Plug and play
- Attaches to vehicle frame

Part numbers

DBY-10583-00-00 Black

Required parts

DBY-10598-50-00 AXON Winch Mount Kit by WARN®

Part numbers

DBY-10097-20-00 Black

Part numbers

DBY-10196-00-00 Black

Optional parts

DBY-10260-40-00 VRX Winch with Wire Rope by WARN®

DBY-10260-30-00 VRX Winch with Wire Rope by WARN®

Part numbers

1XD-F28M0-V0-00 Black

VRX Winch with Wire Rope by WARN®

With its all-metal construction, the WARN® VRX Winch with 15,24meter of steel wire rope includes the new clutch developed from the WARN® 4WD hub lock design.

- Upgraded waterproof contactor IP68
- 3500lbs = 1587kg
- 5,6 mm x 15,24 meter steel wire rope
- Automatic load-holding brake for precise control
- Durable all-metal three-stage planetary gear train
- IP68-rated waterproof winch sealing
- Black powder-coated finish for corrosion resistance

Part numbers

DBY-10260-40-00 Black



VRX Winch with Wire Rope by WARN®

With its all-metal construction, the WARN® VRX Winch with 50 feet of wire rope includes the new clutch developed from the WARN® 4WD hub lock design.

- Upgraded waterproof contactor IP68
- 2500lbs = 1134kg
- 4,88 mm x 15,24 meter steel wire rope
- Automatic load-holding brake for precise control
- Durable all-metal three-stage planetary gear train
- IP68-rated waterproof winch sealing
- Black powder-coated finish for corrosion resistance

Part numbers

DBY-10260-30-00 Black



AXON Winch Mount Kit by WARN®

The Front Winch Mount Kit includes everything needed to install an AXON Series winch.

- Mounting plate
- Wired remote
- Unit-specific wiring and Yamaha connectors

Part numbers

DBY-10598-50-00 Black

Required parts

DBY-10583-00-00 Winch with Synthetic Wire Rope by WARN®

Optional parts

DBY-10583-00-00 Winch with Synthetic Wire Rope by WARN®



ProVantage Plough Pulley

The plough pulley provides a better control of plow blade while reducing the stress on the components.

- Doubles the lifting advantage and slows down the blade movement.
- Contributes to longer rope life.
- Reducing load and bend over angle.
- Will not work with the Power Pivot or a Power Lift.

Part numbers

ATV-84526-00-00 Black



Kodiak 700 EPS SE



Kodiak 700 - Protection Pack

Enhance the protection and the usability of your ATV with the Protection Pack. Protection Pack includes: Front - Middle and Rear Bash Plate, Front and Rear A-Arm Skidplates (set), Heavy-Duty Rear Grab Bar and the Heavy-Duty Front Brush Guard.

- Durable construction.
- The Pack includes all the necessary components

Part numbers

VPR-VK700-23-00

Conflicting parts

B5K-F84L0-V0-00	Heavy-Duty Front Brush Guard
2BG-F147F-01-00	Rear Bash Plate
ATV-3B400-00-15	Middle Bash Plate
ABA-3B433-00-00	Skid Plates A-Arm Rear (set)
ABA-3B432-00-00	Skid Plate A-Arm Front (Set)
B4F-F85E0-V0-00	Heavy-Duty Rear Grab Bar

Part numbers

ABA-FFG20-00-00 Black

Optional parts

ABA-VFG20-00-00	ATV TEK V-Grip™ Double
ABA-FFG10-00-00	ATV TEK FlexGrip™ Pro Single

Conflicting parts

ABA-VFG20-00-00	ATV TEK V-Grip™ Double
-----------------	------------------------

Part numbers

ABA-FFG10-00-00 Black

Optional parts

ABA-FFG20-00-00	ATV TEK FlexGrip™ Pro Double
ABA-VFG20-00-00	ATV TEK V-Grip™ Double



ATV TEK FlexGrip™ Pro Double

The same benefits of the Pro Single but multiplied by two. Despite the bumpiest terrain your gun, bow, ice auger, etc. will be in the exact place you originally put it in by the end of your journey

- Fits any FlexGrip™ product
- Provides an additional 16" of horizontal adjustability once
- Fits all Utility ATV Racks



ATV TEK FlexGrip™ Pro Single

Despite the bumpiest terrain your gun, bow, ice auger, etc. will be in the exact place you originally put it in by the end of your journey.

- Fits all Utility ATV Racks
- Fits any FlexGrip™ product
- Provides an additional 16" of horizontal adjustability once

Front Cargo Box

Ideal to take your essentials for the ride or the job.



- Made of durable, high quality and low-density polyethylene plastic
- Water and dust resistant; sealed lids use rubber ball and socket straps
- 37L capacity
- 33cc can holders for use during the trail
- Designed to mount on stock rack and includes installation hardware
- Combine it with the optional Rear Cargo Box for added luggage and storage capacity

ATV TEK V-Grip™ Double

A true custom fit for your tools that attaches to the FusionFit™ Bed Rail Attachment Kit. Experience effortless installation, solid mounting, and easily adjustable knobs for quick, tool-free alterations while on the move. Includes forks (2), mounting blocks (2), rubber snubbers (2), and all necessary mounting hardware for easy installation.



- Improved tubular and composite rack mounting system

Rear Cargo Box

Ideal to take your essentials for the ride or the job.



- Made of durable, high quality and low-density polyethylene
- Water and dust-resistant
- 66L capacity
- 33cc can holders for use during the trail
- Designed to mount on stock rack and includes installation hardware
- Mounting location for flag or whip
- Combine it with the optional Front Cargo Box for added luggage and storage capacity

Fender Bag

Soft fender bag providing additional storage for your ATV.



- Soft-sided design
- Full length zipper
- External straps for additional attachments
- Features Yamaha logo

Part numbers

B16-F83P0-V0-00 Aluminium

Optional parts

B16-F83P0-T0-00 Rear Cargo Box

Part numbers

ABA-VFG20-00-00 Black

Optional parts

ABA-FFG20-00-00 ATV TEK FlexGrip™ Pro Double

ABA-FFG10-00-00 ATV TEK FlexGrip™ Pro Single

Conflicting parts

ABA-FFG20-00-00 ATV TEK FlexGrip™ Pro Double

Part numbers

B16-F83P0-T0-00 Black

Optional parts

B16-F83P0-V0-00 Front Cargo Box

Part numbers

ABA-FENDB-AG-BK Black



Soft Side Cooler

Ideal for keeping your beverages and snacks cool while out on the trail, on the water or for any other outdoor activity.

- Includes a shoulder strap
- Includes Yamaha logo bottle opener
- Waterproof liner and high-density insulation
- Zippered storage compartment easily holds 24 cans including ice
- Securely held with a four point, quick release tie-down

Part numbers

B8K-F847U-V0-00 Black



Wire Rope by WARN® - 2500 lb

Direct replacement for the wire rope of the WARN® 2500 lb. winch.

- Durable construction

Part numbers

DBY-60076-00-00 Silver



Light Duty Winch Accessory Kit by WARN®

The Warn® Light-Duty Winch Accessory Kit includes all of the essential tools needed to properly operate the WARN® winch.

The kit includes:

- Two (2) 1/2 inch (12.7 mm) shackles - 4,500 lb. (2,041 kg) weight rating.
- Two (2) 1 inch x 8' (25.4mm x 2.4m) tree trunk protectors.
- One (1) tool roll constructed of durable ballistic nylon with secure hook-endloop enclosures to strongly attach either ATV rack or SxS roll bar.
- Line damper for increased safety.
- Additional storage.

Part numbers

DBY-99901-00-00 Black



Universal Phone Clamp Plus

The Universal Phone Clamp is designed to fit your smartphone with or without standard phone cases. Engineered with high-quality materials, the Universal Phone Clamp will ensure a tight and secure grip on your device while you focus on the road.

- Adaptable to phones of 56 to 82 mm
- An essential tool for hands-free convenience
- Slim and lightweight design
- Adjustable system
- Non slip TPU grip inserts
- Connectable to SP Connect standard and Plus Quick & Secure mounting system

Part numbers

YME-FUPCLP0-00 Black

Required parts

YME-FMKIT-00-02 Bar Mount



Protection Case Smart Phone

The slim and functional case protects your smartphone at all times and lets you mount it to the wide variety of SP Connect™ PLUS mounts. Securely mount your phone with its patented twist-to-lock mechanism

- Use of all ports and buttons
- 3-layer case construction for ultimate safeguarding
- Functionality of wireless charging is not impaired
- Slim and lightweight design
- Protective and functional

Phone Protection Case

The slim and functional phone case protects your smartphone at all times and lets you mount it to a wide variety of mounts and various SP Connect™ compatible devices. Securely mount your phone with its patented twist-to-lock mechanism.

- Slim, protective and functional
- 3-layer case construction for ultimate safeguarding
- Use of all ports and buttons
- Functionality of wireless charging is not impaired



Part numbers

YME-FCASP-91-50	Black
YME-FCASP-91-60	Black
YME-FCASP-91-40	Black
YME-FCASP-92-10	Black
YME-FCASP-91-80	Black
YME-FCASP-91-90	Black
YME-FCASP-91-70	Black

Part numbers

YME-FCAS9-00-00	Samsung S8/S9
YME-FCAS9-93-00	Black
YME-FCAS9-94-00	Black
YME-FCAS9-60-00	Samsung S20
YME-FCASA-50-00	iPhone 11 Pro / XS / X
YME-FCAS9-20-00	Samsung S8+ / S9+
YME-FCAS9-30-00	Samsung S10
YME-FCAS9-50-00	Samsung S10E
YME-FCAS9-40-00	Samsung S10+
YME-FCAS9-80-00	Samsung S20 Ultra
YME-FCAS9-70-00	Samsung S20+
YME-FCAS9-00-02	Samsung S21
YME-FCAS9-70-02	Samsung S21 Plus
YME-FCASA-70-02	iPhone 12 / Pro
YME-FCASA-90-02	iPhone 12 Pro Max
YME-FCAS9-01-00	Samsung S20 FE
YME-FCAS9-90-00	Samsung S21 Ultra
YME-FCASA-95-00	iPhone 12 Mini
YME-FCASA-94-00	iPhone13 Pro Max
YME-FCASA-93-00	iPhone 13 / Pro
YME-FCASA-92-00	iPhone 13 Mini
YME-FCASA-91-00	iPhone 13
YME-FCAS9-91-00	Black



Bar Mount

Attach your SP Connect phone case, or other SP Connect™ compatible devices to your motorbike with the Moto Mount Pro. The mount is CNC milled out of aircraft-grade aluminum and fits standard and oversized handlebars. To further protect your smartphone, the mount also has a unique vibration dampening system that cuts G-forces by up to 40% (depending on bike & phone model). You can mount it with the positioning arm or as a direct clamp mount - both versions allow 360° rotation to find the perfect position.

- CNC machined from aircraft grade aluminum
- Vibration dampening system
- Portrait / Landscape Orientation
- 360° rotation
- Fits standard and oversize handlebar
- Stainless steel fitting hardware
- Yamaha logo

Part numbers

YME-FMKIT-00-02 Black

Required parts

YME-FUPCL-P0-00 Universal Phone Clamp Plus

YME-FWIRE-00-02 Wireless Charging Module

Twin air pre-oiled dual layer air filter

Improved air flow and filtration.

- Pre-oiled with bio-degradable oil
- Can be cleaned with water and soap



Part numbers

B16-E4451-0T-00 Green

Rear Rack Extension

Additional extension to the standard rear rack to keep your belongings secured.

- Made of bent steel tubing for strenght and durability
- Extends rear rack height to 190mm
- Easy to install to stock racks, using included hardware
- Compatible with optional Gun Boot Mount, Cooler Box Carrier and Rear Rack Bag



Part numbers

B16-F48A0-V0-00 Black

Optional parts

B16-F48B0-V0-00 Front Rack Extension

B16-K750B-V0-00 Gun Boot Mount

Gun Boot Mount

Bracket with pin on top. The most convenient way to secure your gun boot.

- Reinforcement strap tightly secures the boot in place when riding in rugged terrain
- Allows to remove the bottom end of the gun boot without sliding it out of the mount
- Suitable for both the optional available Gun Boot and Deluxe Gun Boot



Part numbers

B16-K750B-V0-00 Black

Synthetic Rope by WARN®-2500/3500 lb

Direct replacement for the synthetic rope of the WARN® 2500 and 3500 pound winch.

- Durable construction



Part numbers

GYT-05556-00-06	Grey
-----------------	------

Front Rack Extension

Additional extension to the standard front rack to keep your belongings secured.

- Made of bent steel tubing for strength and durability
- Extends front rack height to 150mm
- Easy to install on stock racks, using included hardware
- Compatible with optional Gun Boot Mount, Cooler Box Carrier and Front Rack Bag



Part numbers

B16-F48B0-V0-00	Black
-----------------	-------

Optional parts

B16-F48A0-V0-00	Rear Rack Extension
B16-K750B-V0-00	Gun Boot Mount

Wheel cap

Gives a more unique appearance to the unit

- OEM part



Part numbers

1RB-F530B-00-00	Black
-----------------	-------

Optional parts

B4F-F5168-21-00	Alloy Rim Front and Rear 10"x14"
B32-F5168-10-00	Alloy Rim Front 8"x12"
B32-F5338-10-00	Alloy Rim Rear 10"x12"

Alloy Rim Front 8"x12"

Gives a more unique appearance to the unit

- Hub caps can be ordered to fit the wheel
- Air valve is not included
- OEM part



Part numbers

B32-F5168-10-00	Aluminium
B32-F5168-00-00	Matt Black
B32-F5168-A0-00	Black

Optional parts

B32-F5338-10-00	Alloy Rim Rear 10"x12"
1RB-F530B-10-00	Wheel cap - Chrome
1RB-F530B-00-00	Wheel cap

Wheel cap - Chrome

Gives a more unique appearance to the unit

- OEM part

**Part numbers**

1RB-F530B-10-00	Chrome
-----------------	--------

Optional parts

B4F-F5168-21-00	Alloy Rim Front and Rear 10"x14"
-----------------	----------------------------------

B32-F5168-10-00	Alloy Rim Front 8"x12"
-----------------	------------------------

B32-F5338-10-00	Alloy Rim Rear 10"x12"
-----------------	------------------------

Alloy Rim Rear 10"x12"

Gives a more unique appearance to the unit

- Hub caps can be ordered to fit the wheel
- Air valve is not included
- OEM part

**Part numbers**

B32-F5338-10-00	Aluminium
-----------------	-----------

B32-F5338-00-00	Black
-----------------	-------

B32-F5338-A0-00	Black
-----------------	-------

Optional parts

B32-F5168-10-00	Alloy Rim Front 8"x12"
-----------------	------------------------

1RB-F530B-10-00	Wheel cap - Chrome
-----------------	--------------------

1RB-F530B-00-00	Wheel cap
-----------------	-----------

Alloy Rim Front and Rear 10"x14"

Gives a more unique appearance to the unit

-

**Part numbers**

B4F-F5168-21-00	Matt Black
-----------------	------------

B4F-F5168-40-00	Frozen Titanium
-----------------	-----------------

Optional parts

1RB-F530B-10-00	Wheel cap - Chrome
-----------------	--------------------

1RB-F530B-00-00	Wheel cap
-----------------	-----------

Aluminium Valve Cap Knurled Pattern

Yamaha-branded valve cap

- Billet aluminium valve cap with Yamaha logo
- Available in 3 colors: black, blue and red

**Part numbers**

90338-W1016-BL	Black
----------------	-------

90338-W1016-BU	Blue
----------------	------

90338-W1016-RE	Red
----------------	-----



Aluminium Valve Cap Helical pattern

Yamaha-branded valve cap

- Billet aluminium valve cap with Yamaha logo
- Available in 3 colors: black, blue and red

Part numbers

90338-W1018-BU	Blue
90338-W1018-BL	Black
90338-W1018-RE	Red

Skid Plate A-Arm Front (Set)

These Front A-Arm Skid Plates provide lightweight, durable protection to lower A-arms from rocks and trees.

- Integrated drain holes guard against mud packing
- Brushed aluminium finish



Part numbers

ABA-3B432-00-00	Aluminium
-----------------	-----------

Optional parts

2BG-F147F-01-00	Rear Bash Plate
ABA-3B433-00-00	Skid Plates A-Arm Rear (set)

Middle Bash Plate

Durable protection for tight approaches, high stumps or rocks on the trail.

- Made of lightweight brushed aluminium
- Replaces stock middle plate for a nice finishing
- Constructed of 5052 brushed aluminium
- Combine it with the optimal Front and Rear Bash Plate for added protection



Part numbers

ATV-3B400-00-15	Aluminium
-----------------	-----------

Required parts

2BG-F147F-01-00	Rear Bash Plate
-----------------	-----------------

Conflicting parts

VPR-VK700-23-00	Kodiak 700 - Protection Pack
-----------------	------------------------------

Heavy-Duty Rear Grab Bar

This rugged rear grab bar is designed to protect the taillight and total rear end of the ATV.

- Includes mounting points for auxiliary lights

Part numbers

B4F-F85E0-V0-00	Black
-----------------	-------

Optional parts

B5K-F84L0-V0-00	Heavy-Duty Front Brush Guard
-----------------	------------------------------



Skid Plates A-Arm Rear (set)

These Rear A-Arm Skid Plates provide lightweight, durable protection to lower A-arms from rocks and trees.

- Integrated drain holes guard against mud packing
- Brushed aluminium finish.

**Part numbers**

ABA-3B433-00-00	Aluminium
-----------------	-----------

Optional parts

2BG-F147F-01-00	Rear Bash Plate
ABA-3B432-00-00	Skid Plate A-Arm Front (Set)

Overfenders

Tough, aggressive look and a custom design that helps to protect your Yamaha from water, mud, and other trail debris.

- Made of strong, durable Thermoplastic Olefin (TPO) which is wider at the base to deflect more trail debris
- Overfenders follow the fender lines to create seamless, unified body lines

**Part numbers**

B16-F15E0-V0-00	Black
-----------------	-------

Rear Bash Plate

Durable protection for tight approaches, high stumps or rocks on the trail.

- Adds protection to the rear main frame
- Made of lightweight aluminium
- Replaces stock rear plate for a nice finishing
- Constructed of 5052 brushed aluminium
- Combine it with the optional Front and Middle Bash Plate for added protection

**Part numbers**

2BG-F147F-01-00	Aluminium
-----------------	-----------

Required parts

ATV-3B400-00-15	Middle Bash Plate
-----------------	-------------------

Optional parts

ABA-3B433-00-00	Skid Plates A-Arm Rear (set)
ABA-3B432-00-00	Skid Plate A-Arm Front (Set)

Heavy-Duty Front Brush Guard

This rugged Brush Guard is designed to provide additional protection while you're out on the trail. It was designed to seamlessly integrate with the front profile of the Kodiak while adding a tough, aggressive look.

Helps protect the front end, fenders, and headlights while complimenting the styling of your ATV

- Direct replacement for stock front grab bar, using stock mounts and hardware

**Part numbers**

B5K-F84L0-V0-00	Black
-----------------	-------

Optional parts

B4F-F85E0-V0-00	Heavy-Duty Rear Grab Bar
-----------------	--------------------------

Windshield

Provides protection from wind and trail debris.



- Tough, durable and shatter-resistant Polycarbonate
- Enhanced comfort for the rider, especially in bad weather conditions
- Easily removable, after initial installation
- Tilt is adjustable
- Offers protection to rider's hands, chest and head
- With headlight cut-out

Part numbers

2UD-F83J0-V0-00 Transparent

Spot Light Kit

Enhances sight in low-light conditions with LED technology.



- Powerful spot light
- Easy installation with included hardware
- Easy installation using strong ThreeBond® adhesive for a permanent mount
- Powerful LED spot light with 18 leds
- Easy installation
- Ram mount with U bolt for rail mount included
- 12 volt output socket included
- Rubber ball absorbs shock and vibration
- Easily detachable from ram mount
- Weather-resistant rubber body shield
- On/off switch on the light
- Length of power cord is 125 cm - 175 cm
- 30 degrees beam
- Frosted lens
- 9 watts
- 1900 lumens
- 4500K colour temp

Part numbers

ABA-2HR35-10-00 Black

Hour & Tacho Meter

Meter to help you to keep track of your engine's operating hours.



- Includes pre-programmed service intervals at 10 hours (initial) and every 50 hours thereafter
- A flash alert displays for a 2-hour period upon reaching the specified interval
- Works with all Yamaha 4-stroke models, including Yamaha gasoline generators and pumps

Part numbers

ENG-METER-4C-01 Black

Power Cable Wireless Charger

Use the CABLE WIRELESS CHARGER to connect the Wireless Charging Module directly to a power source (i.e. motorcycle battery / ignition)



- Compatible with the Wireless Charging Module
- Integrated voltage converter (12V / 6V to 5V)
- Cable for direct wiring to battery
- Length of cable: 120cm

Part numbers

YME-FCABW-00-02 Black

Wireless Charging Module

The Wireless Charging module can be mounted on any SP Connect mount. The SP Connect Phone Case attaches in seconds with a 90 ° turn. For wireless charging, it has to be attached to a power source (USB socket, battery, power bank). Perfect for longer trips as you can charge your smartphone on the go.



- Weatherproof
- Compatible with all SP Connect MicroRail mounts and adapters
- Power: up to 7.5W, 1 USB-C / USB cable (50cm)
- Dimensions: 95mm x 55mm x 12mm
- Includes necessary installation tools

Heated Grips Hi/Lo

Highly increase your riding comfort.

- Special molded rubber grips for great feel
- Even and consistent heat distribution from unique flex-circuit technology
- Totals 40 watts and draws less than 3 amps
- By Heat Demon



ATV Thumb Warmer by Heat Demon

Keeps riders thumbs warm in the cold weather.

- One adhesive-backed silicone thumb warmer
- The warmer features a simple hi/lo/off operation
- Plug and play



Demon Quad Zone Heated Grips

Offers heated grips and heated thumb on ATV units

- Includes two heated clamp-on grips
- Quad Zone controller offers five levels of heat
- One adhesive-backed silicone thumb warmer
- Maximum 45 watts (20 per grip, 5 per thumb warmer) at 14 volt
- Customisable heat levels for each thumb
- Plug and play
- Fits 22mm handlebars



Part numbers

YME-FWIRE-00-02 Black

Required parts

YME-FMKIT-00-02 Bar Mount

Optional parts

YME-FCABW-00-02 Power Cable Wireless Charger

Part numbers

DBY-ACC56-00-44 Black

Part numbers

DBY-ACC56-00-47 Black

Optional parts

DBY-ACC56-00-44 Heated Grips Hi/Lo

Part numbers

DBY-ACC56-00-46 Black

Optional parts

DBY-ACC56-00-48 ATV Seat Heater by Heat Demon®

Heated Grips

Highly improve the rider's comfort in cold weather conditions.



- Three-position switch: Off, Low, High
- Simple plug-and-play design — no cutting, splicing, or crimping of wires
- Easy clamp installation — no grip glue needed
- Low power consumption — draws less than 3 amps while in use

Part numbers

B16-H29A0-V0-00 Black

ATV Seat Heater by Heat Demon®

A thin & flexible seat heater, that installs underneath stock seat cover and warms quickly



- Foam cover measures 305mm x 254mm
- Includes on/off switch
- Heater measures 254mm x 229mm
- Controller included
- ATV 4 zone grip heaters are sold separately

Part numbers

DBY-ACC56-00-48 Black

Optional parts

DBY-ACC56-00-47 ATV Thumb Warmer by Heat Demon

DBY-ACC56-00-46 Demon Quad Zone Heated Grips

ATV Storage Cover

This ATV Storage Cover helps protect your ATV while in storage.



- Cover also fits with installed accessories

Part numbers

ATV-COVER-02-00 Black

Yamaha Racing Pit Mat

The Race Pit Mat is perfect for the garage, outdoors, or in the pits at the track to provide superior footing.



- Waterproof
- FIM approved
- Rubber backing
- Min. 1 liter oil absorption
- Size: 210 x 100 cm

Part numbers

YME-ENVIR-HQ-01 Blue

YME-ENVIR-HQ-00 Black

YEC-9 Battery Charger EU Spec

6-step charger that can charge the battery of your Yamaha motorcycle, scooter, ATV, SMB and/or marine products. Applicable to European markets only.



- With EU-plug
- Unique battery charging technology. Fully automatic switch mode charger that analyses the state of the battery, charges and automatically switches to maintenance charging when ready
- Designed for safety: spark-free, protected from reverse polarity connections and short-circuit proof
- Light and compact; handy and easy to store
- Specially tested and approved by Yamaha service engineers
- Includes battery testing and float maintenance
- Identifies fault battery
- Ensures full charge to prolong battery life time
- Based on CTEK's test winning charger platform
- Combine it with the YEC quick connectors - the Built-in Panel Plug, Charger Indicator and Indicator Panel 150 - for reading the charge condition of your battery and/or for easier access between your Yamaha's battery and the YEC-8 charger

Part numbers

YME-YEC09-EU-20 Black

Battery Charger CTEK CS ONE

Charger for all types of batteries. New durable design to make it easy to handle, with unique mounting system on the back for quick connection to CS accessories. It can be left safely connected for long periods during maintenance charging.



- Recond option to restore and recondition lead-acid batteries
- 12V supply to support the battery during service work and retain contact power to the vehicle during battery replacement / removal
- Wake up option to revive seemingly dead lithium and lead-acid batteries
- Advanced settings to monitor charger voltage & amperage

Part numbers

YME-YEC01-EU-00 Black

YEC-50 Charger EU Spec

8-step charger that can charge the battery of your Yamaha motorcycle, scooter, ATV, SMB and/or marine products.



- Unique battery charging technology
- Designed for safety
- Light and compact
- Specially tested and approved by Yamaha service engineers

Part numbers

YME-YEC50-EU-20 Black



Yamaha Sliding T-Driver Set

Very compact T-driver tool with all Yamaha size socket.

- Includes a 3/8" tip driver
- 8, 10, 12, 14, and 17mm sockets and 5 and 6mm hex bits and a #2 Phillips screwdriver bit
- A socket clip attaches to the driver to keep the sockets in order
- Rugged vinyl pouch keeps the tools protected

Part numbers

ACC-05558-40-67 Chrome

YEC-9 Charger UK Specification

6-step charger that can charge the battery of your Yamaha motorcycle, scooter, ATV, SMB and/or marine products.

- Designed for safety
- Combine it with the YEC quick connectors
- Specially tested and approved by Yamaha service engineers
- Unique battery charging technology
- Light and compact



Part numbers

YME-YEC09-UK-20 Black

Battery Charger CTEK CS ONE

Charger for all types of batteries. New durable design to make it easy to handle, with unique mounting system on the back for quick connection to CS accessories. It can be left safely connected for long periods during maintenance charging.

- Recond option to restore and recondition lead-acid batteries
- 12V supply to support the battery during service work and retain contact power to the vehicle during battery replacement / removal
- Wake up option to revive seemingly dead lithium and lead-acid batteries
- Advanced settings to monitor charger voltage & amperage



Part numbers

YME-YEC01-UK-00 Black

Metric Tool Kit

Comprehensive tool set that prepares you for just about anything the road will throw at you..

- Includes ring, open end spanners 8, 10, 12 & 14, adjustable spanner, vice grips, 4 way Phillips, flat screw driver, sparkplug spanner and plu gap gauge
- Includes also a roll of black electrical tape, tyre pressure gauge, cable ties, wire, rag and #3, 4, 5 & 6 Allen keys
- Comes in a compact roll-up pouch
- Can easily be stowed away in your saddlebag, side case, top case, etc.



Part numbers

ABA-METRC-00-00 Black



YEC-50 Battery Charger UK SPEC

8-step charger that can charge the battery of your Yamaha motorcycle, scooter, ATV, SMB and/or marine products. Applicable to UK markets only.

- Unique battery charging technology. Fully automatic switch mode charger that analyses the state of the battery, charges and automatically switches to maintenance charging when ready
- Designed for safety: spark-free, protected from reverse polarity connections and short-circuit proof
- Light and compact; handy and easy to store
- Specially tested and approved by Yamaha service engineers to fit our range of motorcycles, scooters, ATV, SMB and other products
- 5 Amp maximum charge current
- Strongest in its class
- Shorter charging time
- Based on CTEK's test winning platform
- With UK-plug
- Combine it with the YEC quick connectors - the Built-in Panel Plug, Charger Indicator and Indicator Panel 150 - for reading the charge condition of your battery and/or for easier access between your Yamaha's battery and the YEC-50 charger

Part numbers

YME-YEC50-UK-10 Black

Yamaha Cam Buckles Tie-downs

Strong and durable straps to tie your Yamaha or any other big object down tightly when transporting it in a van or trailer.



- Ease of operation; simple tensioning and one finger release
- Built-in soft hook on the fixed end for looping around handlebars, frame tubes, triple-tree clamps and other structural parts
- Zinc cam buckle is foreseen with a pressure plate to reduce webbing abrasion
- Features the Yamaha logo at intervals
- Assembly strength: 540kg (1,200lb)
- Working load limit: 180kg (400lb)
- Sold per set of two

Part numbers

ACC-05558-40-28 Blue

Yamaha Ratcheting Tie-downs

Strong and durable straps to tie your Yamaha or any other big object down tightly when transporting it in a van or trailer.



- Ease of operation; simple tensioning and one finger release
- Built-in soft hook on the fixed end for looping around handlebars, frame tubes, triple-tree clamps and other structural parts
- Ratchet handle is foreseen of a rubber cover for a solid grip
- Features the Yamaha logo at intervals
- Assembly strength: 540kg (1,200lb)
- Working load limit: 180kg (400lb)
- Sold per set of two

Part numbers

ACC-05558-40-30 Blue

ATV Front Axel Drive Assemblies

Should the day ever come that you need to replace a damaged axle assembly, you can now easily order the complete OEM axle assembly with one part number.

- Proven stock quality and durability
- Kit comes fully assembled
- No need to hassle with grease or special tools

**Part numbers**

28P-2518F-03-00

Optional parts

B16-2531H-00-00 ATV Rear Axel Drive Assemblies

ATV Rear Axel Drive Assemblies

Should the day ever come that you need to replace a damaged axle assembly, you can now easily order the complete OEM axle assembly with one part number.

- Proven stock quality and durability
- Kit comes fully assembled
- No need to hassle with grease or special tools

**Part numbers**

B16-2531H-00-00

Optional parts

B28-2518F-03-00 ATV Front Axel Drive Assemblies

Heavy Duty Trailer Hitch

Allows to pull any trailer with a 50mm towball connection

- Installation in 5 seconds
- Several ways to fit on any ATV or Side by Side Vehicle
- 50mm towball included

**Part numbers**

ATV-W0789-01-00 Black

Required parts

B16-F85H0-V0-00 Receiver Hitch

Receiver Hitch

Allows the usage of a standard ball mount to tow a small trailer.

- Accepts 2" receiver and standard hitch pin
- Easy bolt-on of ball mount

**Part numbers**

B16-F85H0-V0-00 Black

Optional parts

ATV-W0789-01-00 Heavy Duty Trailer Hitch

Heavy Duty Plough Blade 54"

Super-handly tool suitable to shove snow, sand or gravel with ease.



- Most versatile, durable and high-performance plough available on the market for many heavy-duty outdoor work
- Center cross member adds extra rigidity
- Boxed design contributes to extra support
- Thick and sturdy wear bar with steep angle for maximum surface scrapping
- Special low friction powder-coated finish prevents snow to stick to the blade
- Most complete plough due its ability to be applied with a variety of useful optional accessories such as the Plough Marker Set, Plough Blade Side Wall, Plow Lift Rope, etc. Please see enclosed application matrix for all available accessories
- Easy to mount

Part numbers

43P-F85B0-V0-00 Yellow

Required parts

DBY-10636-00-00 Snow Plough Mount
 ATY-84526-00-00 ProVantage Plough Pulley

Winch Mount VRX

The Front Winch Mount Kit includes everything needed to install a VRX Series winch.



- Mounting plate
- Unit-specific wiring and Yamaha connectors
- Dedicated location for handlebar-mounted rocker switch power cables

Part numbers

DBY-10199-00-00 Black

Required parts

DBY-10260-40-00 VRX Winch with Wire Rope by WARN®
 DBY-10260-30-00 VRX Winch with Wire Rope by WARN®

VRX Winch with Wire Rope by WARN®

With its all-metal construction, the WARN® VRX Winch with 15,24meter of steel wire rope includes the new clutch developed from the WARN® 4WD hub lock design.



- Upgraded waterproof contactor IP68
- 3500lbs = 1587kg
- 5,6 mm x 15,24 meter steel wire rope
- Automatic load-holding brake for precise control
- Durable all-metal three-stage planetary gear train
- IP68-rated waterproof winch sealing
- Black powder-coated finish for corrosion resistance

Part numbers

DBY-10260-40-00 Black

VRX Winch with Wire Rope by WARN®

With its all-metal construction, the WARN® VRX Winch with 50 feet of wire rope includes the new clutch developed from the WARN® 4WD hub lock design.

- Upgraded waterproof contactor IP68
- 2500lbs = 1134kg
- 4,88 mm x 15,24 meter steel wire rope
- Automatic load-holding brake for precise control
- Durable all-metal three-stage planetary gear train
- IP68-rated waterproof winch sealing
- Black powder-coated finish for corrosion resistance



Part numbers

DBY-10260-30-00 Black

ProVantage Plough Pulley

The plough pulley provides a better control of plow blade while reducing the stress on the components.

- Doubles the lifting advantage and slows down the blade movement.
- Contributes to longer rope life.
- Reducing load and bend over angle.
- Will not work with the Power Pivot or a Power Lift.



Part numbers

ATV-84526-00-00 Black

Required parts

43P-F85B0-V0-00 Heavy Duty Plough Blade 54"

Snow Plough Mount

Easily mounts on Grizzly and Kodiak models to hold the 54" Ploughblade

- Easy Installation



Part numbers

DBY-10636-00-00 Black

Required parts

43P-F85B0-V0-00 Heavy Duty Plough Blade 54"

50mm Tow Ball

Designed and engineered with the capability to tow E1-certified trailers.

- Easy to mount
- Fits all OEM tow hook brackets
- Fits 20mm and 25mm diameter
- Approved to E1 certification standard



Part numbers

YME-F85H0-00-01 Chrome

Kodiak 700 EPS



Kodiak 700 - Protection Pack

Enhance the protection and the usability of your ATV with the Protection Pack. Protection Pack includes: Front - Middle and Rear Bash Plate, Front and Rear A-Arm Skidplates (set), Heavy-Duty Rear Grab Bar and the Heavy-Duty Front Brush Guard.

- Durable construction.
- The Pack includes all the necessary components

Part numbers

VPR-VK700-23-00

Conflicting parts

B5K-F84L0-V0-00	Heavy-Duty Front Brush Guard
2BG-F147F-01-00	Rear Bash Plate
ATV-3B400-00-15	Middle Bash Plate
ABA-3B433-00-00	Skid Plates A-Arm Rear (set)
ABA-3B432-00-00	Skid Plate A-Arm Front (Set)
B4F-F85E0-V0-00	Heavy-Duty Rear Grab Bar

Part numbers

ABA-FFG20-00-00 Black

Optional parts

ABA-VFG20-00-00	ATV TEK V-Grip™ Double
ABA-FFG10-00-00	ATV TEK FlexGrip™ Pro Single

Conflicting parts

ABA-VFG20-00-00	ATV TEK V-Grip™ Double
-----------------	------------------------

Part numbers

ABA-FFG10-00-00 Black

Optional parts

ABA-FFG20-00-00	ATV TEK FlexGrip™ Pro Double
ABA-VFG20-00-00	ATV TEK V-Grip™ Double



ATV TEK FlexGrip™ Pro Double

The same benefits of the Pro Single but multiplied by two. Despite the bumpiest terrain your gun, bow, ice auger, etc. will be in the exact place you originally put it in by the end of your journey

- Fits any FlexGrip™ product
- Provides an additional 16" of horizontal adjustability once
- Fits all Utility ATV Racks



ATV TEK FlexGrip™ Pro Single

Despite the bumpiest terrain your gun, bow, ice auger, etc. will be in the exact place you originally put it in by the end of your journey.

- Fits all Utility ATV Racks
- Fits any FlexGrip™ product
- Provides an additional 16" of horizontal adjustability once

Front Cargo Box

Ideal to take your essentials for the ride or the job.



- Made of durable, high quality and low-density polyethylene plastic
- Water and dust resistant; sealed lids use rubber ball and socket straps
- 37L capacity
- 33cc can holders for use during the trail
- Designed to mount on stock rack and includes installation hardware
- Combine it with the optional Rear Cargo Box for added luggage and storage capacity

ATV TEK V-Grip™ Double

A true custom fit for your tools that attaches to the FusionFit™ Bed Rail Attachment Kit. Experience effortless installation, solid mounting, and easily adjustable knobs for quick, tool-free alterations while on the move. Includes forks (2), mounting blocks (2), rubber snubbers (2), and all necessary mounting hardware for easy installation.



- Improved tubular and composite rack mounting system

Rear Cargo Box

Ideal to take your essentials for the ride or the job.



- Made of durable, high quality and low-density polyethylene
- Water and dust-resistant
- 66L capacity
- 33cc can holders for use during the trail
- Designed to mount on stock rack and includes installation hardware
- Mounting location for flag or whip
- Combine it with the optional Front Cargo Box for added luggage and storage capacity

Fender Bag

Soft fender bag providing additional storage for your ATV.



- Soft-sided design
- Full length zipper
- External straps for additional attachments
- Features Yamaha logo

Part numbers

B16-F83P0-V0-00 Aluminium

Optional parts

B16-F83P0-T0-00 Rear Cargo Box

Part numbers

ABA-VFG20-00-00 Black

Optional parts

ABA-FFG20-00-00 ATV TEK FlexGrip™ Pro Double

ABA-FFG10-00-00 ATV TEK FlexGrip™ Pro Single

Conflicting parts

ABA-FFG20-00-00 ATV TEK FlexGrip™ Pro Double

Part numbers

B16-F83P0-T0-00 Black

Optional parts

B16-F83P0-V0-00 Front Cargo Box

Part numbers

ABA-FENDB-AG-BK Black



Soft Side Cooler

Ideal for keeping your beverages and snacks cool while out on the trail, on the water or for any other outdoor activity.

- Includes a shoulder strap
- Includes Yamaha logo bottle opener
- Waterproof liner and high-density insulation
- Zippered storage compartment easily holds 24 cans including ice
- Securely held with a four point, quick release tie-down

Part numbers

B8K-F847U-V0-00 Black



Wire Rope by WARN® - 2500 lb

Direct replacement for the wire rope of the WARN® 2500 lb. winch.

- Durable construction

Part numbers

DBY-60076-00-00 Silver



Light Duty Winch Accessory Kit by WARN®

The Warn® Light-Duty Winch Accessory Kit includes all of the essential tools needed to properly operate the WARN® winch.

The kit includes:

- Two (2) 1/2 inch (12.7 mm) shackles - 4,500 lb. (2,041 kg) weight rating.
- Two (2) 1 inch x 8' (25.4mm x 2.4m) tree trunk protectors.
- One (1) tool roll constructed of durable ballistic nylon with secure hook-endloop enclosures to strongly attach either ATV rack or SxS roll bar.
- Line damper for increased safety.
- Additional storage.

Part numbers

DBY-99901-00-00 Black



Universal Phone Clamp Plus

The Universal Phone Clamp is designed to fit your smartphone with or without standard phone cases. Engineered with high-quality materials, the Universal Phone Clamp will ensure a tight and secure grip on your device while you focus on the road.

- Adaptable to phones of 56 to 82 mm
- An essential tool for hands-free convenience
- Slim and lightweight design
- Adjustable system
- Non slip TPU grip inserts
- Connectable to SP Connect standard and Plus Quick & Secure mounting system

Part numbers

YME-FUPCL-P0-00 Black

Required parts

YME-FMKIT-00-02 Bar Mount



Protection Case Smart Phone

The slim and functional case protects your smartphone at all times and lets you mount it to the wide variety of SP Connect™ PLUS mounts. Securely mount your phone with its patented twist-to-lock mechanism

- Use of all ports and buttons
- 3-layer case construction for ultimate safeguarding
- Functionality of wireless charging is not impaired
- Slim and lightweight design
- Protective and functional



Phone Protection Case

The slim and functional phone case protects your smartphone at all times and lets you mount it to a wide variety of mounts and various SP Connect™ compatible devices. Securely mount your phone with its patented twist-to-lock mechanism.

- Slim, protective and functional
- 3-layer case construction for ultimate safeguarding
- Use of all ports and buttons
- Functionality of wireless charging is not impaired

Part numbers

YME-FCASP-91-50	Black
YME-FCASP-91-60	Black
YME-FCASP-91-40	Black
YME-FCASP-92-10	Black
YME-FCASP-91-80	Black
YME-FCASP-91-90	Black
YME-FCASP-91-70	Black

Part numbers

YME-FCAS9-00-00	Samsung S8/S9
YME-FCAS9-93-00	Black
YME-FCAS9-94-00	Black
YME-FCAS9-60-00	Samsung S20
YME-FCASA-50-00	iPhone 11 Pro / XS / X
YME-FCAS9-20-00	Samsung S8+ / S9+
YME-FCAS9-30-00	Samsung S10
YME-FCAS9-50-00	Samsung S10E
YME-FCAS9-40-00	Samsung S10+
YME-FCAS9-80-00	Samsung S20 Ultra
YME-FCAS9-70-00	Samsung S20+
YME-FCAS9-00-02	Samsung S21
YME-FCAS9-70-02	Samsung S21 Plus
YME-FCASA-70-02	iPhone 12 / Pro
YME-FCASA-90-02	iPhone 12 Pro Max
YME-FCAS9-01-00	Samsung S20 FE
YME-FCAS9-90-00	Samsung S21 Ultra
YME-FCASA-95-00	iPhone 12 Mini
YME-FCASA-94-00	iPhone13 Pro Max
YME-FCASA-93-00	iPhone 13 / Pro
YME-FCASA-92-00	iPhone 13 Mini
YME-FCASA-91-00	iPhone 13
YME-FCAS9-91-00	Black



Bar Mount

Attach your SP Connect phone case, or other SP Connect™ compatible devices to your motorbike with the Moto Mount Pro. The mount is CNC milled out of aircraft-grade aluminum and fits standard and oversized handlebars. To further protect your smartphone, the mount also has a unique vibration dampening system that cuts G-forces by up to 40% (depending on bike & phone model). You can mount it with the positioning arm or as a direct clamp mount - both versions allow 360° rotation to find the perfect position.

- CNC machined from aircraft grade aluminum
- Vibration dampening system
- Portrait / Landscape Orientation
- 360° rotation
- Fits standard and oversize handlebar
- Stainless steel fitting hardware
- Yamaha logo

Part numbers

YME-FMKIT-00-02 Black

Required parts

YME-FUPCL-P0-00 Universal Phone Clamp Plus
YME-FWIRE-00-02 Wireless Charging Module

Twin air pre-oiled dual layer air filter

Improved air flow and filtration.

- Pre-oiled with bio-degradable oil
- Can be cleaned with water and soap



Part numbers

B16-E4451-0T-00 Green

Rear Rack Extension

Additional extension to the standard rear rack to keep your belongings secured.

- Made of bent steel tubing for strenght and durability
- Extends rear rack height to 190mm
- Easy to install to stock racks, using included hardware
- Compatible with optional Gun Boot Mount, Cooler Box Carrier and Rear Rack Bag



Part numbers

B16-F48A0-V0-00 Black

Optional parts

B16-F48B0-V0-00 Front Rack Extension
B16-K750B-V0-00 Gun Boot Mount

Gun Boot Mount

Bracket with pin on top. The most convenient way to secure your gun boot.

- Reinforcement strap tightly secures the boot in place when riding in rugged terrain
- Allows to remove the bottom end of the gun boot without sliding it out of the mount
- Suitable for both the optional available Gun Boot and Deluxe Gun Boot



Part numbers

B16-K750B-V0-00 Black

Synthetic Rope by WARN®-2500/3500 lb

Direct replacement for the synthetic rope of the WARN® 2500 and 3500 pound winch.



- Durable construction

Part numbers

GYT-05556-00-06	Grey
-----------------	------

Front Rack Extension

Additional extension to the standard front rack to keep your belongings secured.



- Made of bent steel tubing for strength and durability
- Extends front rack height to 150mm
- Easy to install on stock racks, using included hardware
- Compatible with optional Gun Boot Mount, Cooler Box Carrier and Front Rack Bag

Part numbers

B16-F48B0-V0-00	Black
-----------------	-------

Optional parts

B16-F48A0-V0-00	Rear Rack Extension
B16-K750B-V0-00	Gun Boot Mount

Wheel cap

Gives a more unique appearance to the unit



- OEM part

Part numbers

1RB-F530B-00-00	Black
-----------------	-------

Optional parts

B4F-F5168-21-00	Alloy Rim Front and Rear 10"x14"
B32-F5168-10-00	Alloy Rim Front 8"x12"
B32-F5338-10-00	Alloy Rim Rear 10"x12"

Alloy Rim Front 8"x12"

Gives a more unique appearance to the unit



- Hub caps can be ordered to fit the wheel
- Air valve is not included
- OEM part

Part numbers

B32-F5168-10-00	Aluminium
B32-F5168-00-00	Matt Black
B32-F5168-A0-00	Black

Optional parts

B32-F5338-10-00	Alloy Rim Rear 10"x12"
1RB-F530B-10-00	Wheel cap - Chrome
1RB-F530B-00-00	Wheel cap

Wheel cap - Chrome

Gives a more unique appearance to the unit

- OEM part

**Part numbers**

1RB-F530B-10-00	Chrome
-----------------	--------

Optional parts

B4F-F5168-21-00	Alloy Rim Front and Rear 10"x14"
-----------------	----------------------------------

B32-F5168-10-00	Alloy Rim Front 8"x12"
-----------------	------------------------

B32-F5338-10-00	Alloy Rim Rear 10"x12"
-----------------	------------------------

Alloy Rim Rear 10"x12"

Gives a more unique appearance to the unit

- Hub caps can be ordered to fit the wheel
- Air valve is not included
- OEM part

**Part numbers**

B32-F5338-10-00	Aluminium
-----------------	-----------

B32-F5338-00-00	Black
-----------------	-------

B32-F5338-A0-00	Black
-----------------	-------

Optional parts

B32-F5168-10-00	Alloy Rim Front 8"x12"
-----------------	------------------------

1RB-F530B-10-00	Wheel cap - Chrome
-----------------	--------------------

1RB-F530B-00-00	Wheel cap
-----------------	-----------

Alloy Rim Front and Rear 10"x14"

Gives a more unique appearance to the unit

-

**Part numbers**

B4F-F5168-21-00	Matt Black
-----------------	------------

B4F-F5168-40-00	Frozen Titanium
-----------------	-----------------

Optional parts

1RB-F530B-10-00	Wheel cap - Chrome
-----------------	--------------------

1RB-F530B-00-00	Wheel cap
-----------------	-----------

Aluminium Valve Cap Knurled Pattern

Yamaha-branded valve cap

- Billet aluminium valve cap with Yamaha logo
- Available in 3 colors: black, blue and red

**Part numbers**

90338-W1016-BL	Black
----------------	-------

90338-W1016-BU	Blue
----------------	------

90338-W1016-RE	Red
----------------	-----



Aluminium Valve Cap Helical pattern

Yamaha-branded valve cap

- Billet aluminium valve cap with Yamaha logo
- Available in 3 colors: black, blue and red

Part numbers

90338-W1018-BU	Blue
90338-W1018-BL	Black
90338-W1018-RE	Red



Skid Plate A-Arm Front (Set)

These Front A-Arm Skid Plates provide lightweight, durable protection to lower A-arms from rocks and trees.

- Integrated drain holes guard against mud packing
- Brushed aluminium finish

Part numbers

ABA-3B432-00-00	Aluminium
-----------------	-----------

Optional parts

2BG-F147F-01-00	Rear Bash Plate
ABA-3B433-00-00	Skid Plates A-Arm Rear (set)



Middle Bash Plate

Durable protection for tight approaches, high stumps or rocks on the trail.

- Made of lightweight brushed aluminium
- Replaces stock middle plate for a nice finishing
- Constructed of 5052 brushed aluminium
- Combine it with the optimal Front and Rear Bash Plate for added protection

Part numbers

ATV-3B400-00-15	Aluminium
-----------------	-----------

Required parts

2BG-F147F-01-00	Rear Bash Plate
-----------------	-----------------

Conflicting parts

VPR-VK700-23-00	Kodiak 700 - Protection Pack
-----------------	------------------------------



Heavy-Duty Rear Grab Bar

This rugged rear grab bar is designed to protect the taillight and total rear end of the ATV.

- Includes mounting points for auxiliary lights

Part numbers

B4F-F85E0-V0-00	Black
-----------------	-------

Optional parts

B5K-F84L0-V0-00	Heavy-Duty Front Brush Guard
-----------------	------------------------------

Skid Plates A-Arm Rear (set)

These Rear A-Arm Skid Plates provide lightweight, durable protection to lower A-arms from rocks and trees.

- Integrated drain holes guard against mud packing
- Brushed aluminium finish.

**Part numbers**

ABA-3B433-00-00	Aluminium
-----------------	-----------

Optional parts

2BG-F147F-01-00	Rear Bash Plate
ABA-3B432-00-00	Skid Plate A-Arm Front (Set)

Overfenders

Tough, aggressive look and a custom design that helps to protect your Yamaha from water, mud, and other trail debris.

- Made of strong, durable Thermoplastic Olefin (TPO) which is wider at the base to deflect more trail debris
- Overfenders follow the fender lines to create seamless, unified body lines

**Part numbers**

B16-F15E0-V0-00	Black
-----------------	-------

Rear Bash Plate

Durable protection for tight approaches, high stumps or rocks on the trail.

- Adds protection to the rear main frame
- Made of lightweight aluminium
- Replaces stock rear plate for a nice finishing
- Constructed of 5052 brushed aluminium
- Combine it with the optional Front and Middle Bash Plate for added protection

**Part numbers**

2BG-F147F-01-00	Aluminium
-----------------	-----------

Required parts

ATV-3B400-00-15	Middle Bash Plate
-----------------	-------------------

Optional parts

ABA-3B433-00-00	Skid Plates A-Arm Rear (set)
ABA-3B432-00-00	Skid Plate A-Arm Front (Set)

Heavy-Duty Front Brush Guard

This rugged Brush Guard is designed to provide additional protection while you're out on the trail. It was designed to seamlessly integrate with the front profile of the Kodiak while adding a tough, aggressive look.

Helps protect the front end, fenders, and headlights while complimenting the styling of your ATV

- Direct replacement for stock front grab bar, using stock mounts and hardware

**Part numbers**

B5K-F84L0-V0-00	Black
-----------------	-------

Optional parts

B4F-F85E0-V0-00	Heavy-Duty Rear Grab Bar
-----------------	--------------------------

Windshield

Provides protection from wind and trail debris.



- Tough, durable and shatter-resistant Polycarbonate
- Enhanced comfort for the rider, especially in bad weather conditions
- Easily removable, after initial installation
- Tilt is adjustable
- Offers protection to rider's hands, chest and head
- With headlight cut-out

Part numbers

2UD-F83J0-V0-00 Transparent

Spot Light Kit

Enhances sight in low-light conditions with LED technology.



- Powerful spot light
- Easy installation with included hardware
- Easy installation using strong ThreeBond® adhesive for a permanent mount
- Powerful LED spot light with 18 leds
- Easy installation
- Ram mount with U bolt for rail mount included
- 12 volt output socket included
- Rubber ball absorbs shock and vibration
- Easily detachable from ram mount
- Weather-resistant rubber body shield
- On/off switch on the light
- Length of power cord is 125 cm - 175 cm
- 30 degrees beam
- Frosted lens
- 9 watts
- 1900 lumens
- 4500K colour temp

Part numbers

ABA-2HR35-10-00 Black

Hour & Tacho Meter

Meter to help you to keep track of your engine's operating hours.



- Includes pre-programmed service intervals at 10 hours (initial) and every 50 hours thereafter
- A flash alert displays for a 2-hour period upon reaching the specified interval
- Works with all Yamaha 4-stroke models, including Yamaha gasoline generators and pumps

Part numbers

ENG-METER-4C-01 Black

Power Cable Wireless Charger

Use the CABLE WIRELESS CHARGER to connect the Wireless Charging Module directly to a power source (i.e. motorcycle battery / ignition)



- Compatible with the Wireless Charging Module
- Integrated voltage converter (12V / 6V to 5V)
- Cable for direct wiring to battery
- Length of cable: 120cm

Part numbers

YME-FCABW-00-02 Black

Wireless Charging Module

The Wireless Charging module can be mounted on any SP Connect mount. The SP Connect Phone Case attaches in seconds with a 90 ° turn. For wireless charging, it has to be attached to a power source (USB socket, battery, power bank). Perfect for longer trips as you can charge your smartphone on the go.



- Weatherproof
- Compatible with all SP Connect MicroRail mounts and adapters
- Power: up to 7.5W, 1 USB-C / USB cable (50cm)
- Dimensions: 95mm x 55mm x 12mm
- Includes necessary installation tools

Heated Grips Hi/Lo

Highly increase your riding comfort.

- Special molded rubber grips for great feel
- Even and consistent heat distribution from unique flex-circuit technology
- Totals 40 watts and draws less than 3 amps
- By Heat Demon



ATV Thumb Warmer by Heat Demon

Keeps riders thumbs warm in the cold weather.

- One adhesive-backed silicone thumb warmer
- The warmer features a simple hi/lo/off operation
- Plug and play



Demon Quad Zone Heated Grips

Offers heated grips and heated thumb on ATV units

- Includes two heated clamp-on grips
- Quad Zone controller offers five levels of heat
- One adhesive-backed silicone thumb warmer
- Maximum 45 watts (20 per grip, 5 per thumb warmer) at 14 volt
- Customisable heat levels for each thumb
- Plug and play
- Fits 22mm handlebars



Part numbers

YME-FWIRE-00-02 Black

Required parts

YME-FMKIT-00-02 Bar Mount

Optional parts

YME-FCABW-00-02 Power Cable Wireless Charger

Part numbers

DBY-ACC56-00-44 Black

Part numbers

DBY-ACC56-00-47 Black

Optional parts

DBY-ACC56-00-44 Heated Grips Hi/Lo

Part numbers

DBY-ACC56-00-46 Black

Optional parts

DBY-ACC56-00-48 ATV Seat Heater by Heat Demon®

Heated Grips

Highly improve the rider's comfort in cold weather conditions.



- Three-position switch: Off, Low, High
- Simple plug-and-play design — no cutting, splicing, or crimping of wires
- Easy clamp installation — no grip glue needed
- Low power consumption — draws less than 3 amps while in use

Part numbers

B16-H29A0-V0-00 Black

ATV Seat Heater by Heat Demon®

A thin & flexible seat heater, that installs underneath stock seat cover and warms quickly



- Foam cover measures 305mm x 254mm
- Includes on/off switch
- Heater measures 254mm x 229mm
- Controller included
- ATV 4 zone grip heaters are sold separately

Part numbers

DBY-ACC56-00-48 Black

Optional parts

DBY-ACC56-00-47 ATV Thumb Warmer by Heat Demon

DBY-ACC56-00-46 Demon Quad Zone Heated Grips

ATV Storage Cover

This ATV Storage Cover helps protect your ATV while in storage.



- Cover also fits with installed accessories

Part numbers

ATV-COVER-02-00 Black

Yamaha Racing Pit Mat

The Race Pit Mat is perfect for the garage, outdoors, or in the pits at the track to provide superior footing.



- Waterproof
- FIM approved
- Rubber backing
- Min. 1 liter oil absorption
- Size: 210 x 100 cm

Part numbers

YME-ENVIR-HQ-01 Blue

YME-ENVIR-HQ-00 Black

YEC-9 Battery Charger EU Spec

6-step charger that can charge the battery of your Yamaha motorcycle, scooter, ATV, SMB and/or marine products. Applicable to European markets only.



- With EU-plug
- Unique battery charging technology. Fully automatic switch mode charger that analyses the state of the battery, charges and automatically switches to maintenance charging when ready
- Designed for safety: spark-free, protected from reverse polarity connections and short-circuit proof
- Light and compact; handy and easy to store
- Specially tested and approved by Yamaha service engineers
- Includes battery testing and float maintenance
- Identifies fault battery
- Ensures full charge to prolong battery life time
- Based on CTEK's test winning charger platform
- Combine it with the YEC quick connectors - the Built-in Panel Plug, Charger Indicator and Indicator Panel 150 - for reading the charge condition of your battery and/or for easier access between your Yamaha's battery and the YEC-8 charger

Part numbers

YME-YEC09-EU-20 Black

Battery Charger CTEK CS ONE

Charger for all types of batteries. New durable design to make it easy to handle, with unique mounting system on the back for quick connection to CS accessories. It can be left safely connected for long periods during maintenance charging.



- Recond option to restore and recondition lead-acid batteries
- 12V supply to support the battery during service work and retain contact power to the vehicle during battery replacement / removal
- Wake up option to revive seemingly dead lithium and lead-acid batteries
- Advanced settings to monitor charger voltage & amperage

Part numbers

YME-YEC01-EU-00 Black

YEC-50 Charger EU Spec

8-step charger that can charge the battery of your Yamaha motorcycle, scooter, ATV, SMB and/or marine products.



- Unique battery charging technology
- Designed for safety
- Light and compact
- Specially tested and approved by Yamaha service engineers

Part numbers

YME-YEC50-EU-20 Black



Yamaha Sliding T-Driver Set

Very compact T-driver tool with all Yamaha size socket.

- Includes a 3/8" tip driver
- 8, 10, 12, 14, and 17mm sockets and 5 and 6mm hex bits and a #2 Phillips screwdriver bit
- A socket clip attaches to the driver to keep the sockets in order
- Rugged vinyl pouch keeps the tools protected

Part numbers

ACC-05558-40-67 Chrome

YEC-9 Charger UK Specification

6-step charger that can charge the battery of your Yamaha motorcycle, scooter, ATV, SMB and/or marine products.

- Designed for safety
- Combine it with the YEC quick connectors
- Specially tested and approved by Yamaha service engineers
- Unique battery charging technology
- Light and compact



Part numbers

YME-YEC09-UK-20 Black

Battery Charger CTEK CS ONE

Charger for all types of batteries. New durable design to make it easy to handle, with unique mounting system on the back for quick connection to CS accessories. It can be left safely connected for long periods during maintenance charging.

- Recond option to restore and recharge lead-acid batteries
- 12V supply to support the battery during service work and retain contact power to the vehicle during battery replacement / removal
- Wake up option to revive seemingly dead lithium and lead-acid batteries
- Advanced settings to monitor charger voltage & amperage



Part numbers

YME-YEC01-UK-00 Black

Metric Tool Kit

Comprehensive tool set that prepares you for just about anything the road will throw at you..

- Includes ring, open end spanners 8, 10, 12 & 14, adjustable spanner, vice grips, 4 way Phillips, flat screw driver, sparkplug spanner and plu gap gauge
- Includes also a roll of black electrical tape, tyre pressure gauge, cable ties, wire, rag and #3, 4, 5 & 6 Allen keys
- Comes in a compact roll-up pouch
- Can easily be stowed away in your saddlebag, side case, top case, etc.



Part numbers

ABA-METRC-00-00 Black

YEC-50 Battery Charger UK SPEC

8-step charger that can charge the battery of your Yamaha motorcycle, scooter, ATV, SMB and/or marine products. Applicable to UK markets only.



- Unique battery charging technology. Fully automatic switch mode charger that analyses the state of the battery, charges and automatically switches to maintenance charging when ready
- Designed for safety: spark-free, protected from reverse polarity connections and short-circuit proof
- Light and compact; handy and easy to store
- Specially tested and approved by Yamaha service engineers to fit our range of motorcycles, scooters, ATV, SMB and other products
- 5 Amp maximum charge current
- Strongest in its class
- Shorter charging time
- Based on CTEK's test winning platform
- With UK-plug
- Combine it with the YEC quick connectors - the Built-in Panel Plug, Charger Indicator and Indicator Panel 150 - for reading the charge condition of your battery and/or for easier access between your Yamaha's battery and the YEC-50 charger

Part numbers

YME-YEC50-UK-10	Black
-----------------	-------

Yamaha Cam Buckles Tie-downs

Strong and durable straps to tie your Yamaha or any other big object down tightly when transporting it in a van or trailer.



- Ease of operation; simple tensioning and one finger release
- Built-in soft hook on the fixed end for looping around handlebars, frame tubes, triple-tree clamps and other structural parts
- Zinc cam buckle is foreseen with a pressure plate to reduce webbing abrasion
- Features the Yamaha logo at intervals
- Assembly strength: 540kg (1,200lb)
- Working load limit: 180kg (400lb)
- Sold per set of two

Part numbers

ACC-05558-40-28	Blue
-----------------	------

Yamaha Ratcheting Tie-downs

Strong and durable straps to tie your Yamaha or any other big object down tightly when transporting it in a van or trailer.



- Ease of operation; simple tensioning and one finger release
- Built-in soft hook on the fixed end for looping around handlebars, frame tubes, triple-tree clamps and other structural parts
- Ratchet handle is foreseen of a rubber cover for a solid grip
- Features the Yamaha logo at intervals
- Assembly strength: 540kg (1,200lb)
- Working load limit: 180kg (400lb)
- Sold per set of two

Part numbers

ACC-05558-40-30	Blue
-----------------	------

ATV Front Axle Drive Assemblies

Should the day ever come that you need to replace a damaged axle assembly, you can now easily order the complete OEM axle assembly with one part number.

- Proven stock quality and durability
- Kit comes fully assembled
- No need to hassle with grease or special tools

**Part numbers**

28P-2518F-03-00

Optional parts

B16-2531H-00-00 ATV Rear Axle Drive Assemblies

ATV Rear Axle Drive Assemblies

Should the day ever come that you need to replace a damaged axle assembly, you can now easily order the complete OEM axle assembly with one part number.

- Proven stock quality and durability
- Kit comes fully assembled
- No need to hassle with grease or special tools

**Part numbers**

B16-2531H-00-00

Optional parts

B28-2518F-03-00 ATV Front Axle Drive Assemblies

Heavy Duty Trailer Hitch

Allows to pull any trailer with a 50mm towball connection

- Installation in 5 seconds
- Several ways to fit on any ATV or Side by Side Vehicle
- 50mm towball included

**Part numbers**

ATV-W0789-01-00 Black

Required parts

B16-F85H0-V0-00 Receiver Hitch

Receiver Hitch

Allows the usage of a standard ball mount to tow a small trailer.

- Accepts 2" receiver and standard hitch pin
- Easy bolt-on of ball mount

**Part numbers**

B16-F85H0-V0-00 Black

Optional parts

ATV-W0789-01-00 Heavy Duty Trailer Hitch

Heavy Duty Plough Blade 54"

Super-handy tool suitable to shove snow, sand or gravel with ease.



- Most versatile, durable and high-performance plough available on the market for many heavy-duty outdoor work
- Center cross member adds extra rigidity
- Boxed design contributes to extra support
- Thick and sturdy wear bar with steep angle for maximum surface scrapping
- Special low friction powder-coated finish prevents snow to stick to the blade
- Most complete plough due its ability to be applied with a variety of useful optional accessories such as the Plough Marker Set, Plough Blade Side Wall, Plow Lift Rope, etc. Please see enclosed application matrix for all available accessories
- Easy to mount

Part numbers

43P-F85B0-V0-00 Yellow

Required parts

DBY-10636-00-00 Snow Plough Mount
ATV-84526-00-00 ProVantage Plough Pulley

Winch Mount VRX

The Front Winch Mount Kit includes everything needed to install a VRX Series winch.



- Mounting plate
- Unit-specific wiring and Yamaha connectors
- Dedicated location for handlebar-mounted rocker switch power cables

Part numbers

DBY-10199-00-00 Black

Required parts

DBY-10260-40-00 VRX Winch with Wire Rope by WARN®
DBY-10260-30-00 VRX Winch with Wire Rope by WARN®

VRX Winch with Wire Rope by WARN®

With its all-metal construction, the WARN® VRX Winch with 15,24meter of steel wire rope includes the new clutch developed from the WARN® 4WD hub lock design.



- Upgraded waterproof contactor IP68
- 3500lbs = 1587kg
- 5,6 mm x 15,24 meter steel wire rope
- Automatic load-holding brake for precise control
- Durable all-metal three-stage planetary gear train
- IP68-rated waterproof winch sealing
- Black powder-coated finish for corrosion resistance

Part numbers

DBY-10260-40-00 Black

VRX Winch with Wire Rope by WARN®

With its all-metal construction, the WARN® VRX Winch with 50 feet of wire rope includes the new clutch developed from the WARN® 4WD hub lock design.

- Upgraded waterproof contactor IP68
- 2500lbs = 1134kg
- 4,88 mm x 15,24 meter steel wire rope
- Automatic load-holding brake for precise control
- Durable all-metal three-stage planetary gear train
- IP68-rated waterproof winch sealing
- Black powder-coated finish for corrosion resistance



Part numbers

DBY-10260-30-00 Black

ProVantage Plough Pulley

The plough pulley provides a better control of plow blade while reducing the stress on the components.

- Doubles the lifting advantage and slows down the blade movement.
- Contributes to longer rope life.
- Reducing load and bend over angle.
- Will not work with the Power Pivot or a Power Lift.



Part numbers

ATV-84526-00-00 Black

Required parts

43P-F85B0-V0-00 Heavy Duty Plough Blade 54"

Snow Plough Mount

Easily mounts on Grizzly and Kodiak models to hold the 54" Ploughblade

- Easy Installation



Part numbers

DBY-10636-00-00 Black

Required parts

43P-F85B0-V0-00 Heavy Duty Plough Blade 54"

50mm Tow Ball

Designed and engineered with the capability to tow E1-certified trailers.

- Easy to mount
- Fits all OEM tow hook brackets
- Fits 20mm and 25mm diameter
- Approved to E1 certification standard



Part numbers

YME-F85H0-00-01 Chrome

Kodiak 450 EPS SE



Kodiak 450 - Protection Pack

Enhance the protection and the usability of your ATV with the Protection Pack. Pack includes: Front Brush Guard, Center Frame Skidplate and Front & Rear A-Arm Skidplate.

- Virtual protection pack for Kodiak 450.

Part numbers

VPR-VK450-23-00

Conflicting parts

BBS-F85F0-V0-00	Heavy-Duty Front Brush Guard
BBS-F31A0-V0-00	Front A-arm Skidplate
BBS-F11A0-V0-00	Central Frame Skidplate
BBS-F21A0-V0-00	Rear A-arm Skidplate



ATV TEK V-Grip™ Double

A true custom fit for your tools that attaches to the FusionFit™ Bed Rail Attachment Kit. Experience effortless installation, solid mounting, and easily adjustable knobs for quick, tool-free alterations while on the move. Includes forks (2), mounting blocks (2), rubber snubbers (2), and all necessary mounting hardware for easy installation.

- Improved tubular and composite rack mounting system

Part numbers

ABA-VFG20-00-00 Black

Rear Storage Box

Secures your personal belongings when venturing out in your Yamaha.

- Made of strong and durable high quality plastic
- Water and dirt resistant seal and design
- Two cam-over elastic latches which can be locked with padlocks
- Solid mounting system that works with most Utility ATV racks
- Combine it with the optional Front Storage Box for additional luggage capacity

Part numbers

DBY-ACC56-00-71 Black





Soft Side Cooler

Ideal for keeping your beverages and snacks cool while out on the trail, on the water or for any other outdoor activity.

- Includes a shoulder strap
- Includes Yamaha logo bottle opener
- Waterproof liner and high-density insulation
- Zippered storage compartment easily holds 24 cans including ice
- Securely held with a four point, quick release tie-down

Part numbers

B8K-F847U-V0-00 Black



Twin air pre-oiled dual layer airfilter

Improved air flow and filtration

- Can be cleaned with water and soap
- Pre-oiled with bio-degradable oil

Part numbers

5ND-E4451-0T-00 Green



Universal Phone Clamp Plus

The Universal Phone Clamp is designed to fit your smartphone with or without standard phone cases. Engineered with high-quality materials, the Universal Phone Clamp will ensure a tight and secure grip on your device while you focus on the road.

- Adaptable to phones of 56 to 82 mm
- An essential tool for hands-free convenience
- Slim and lightweight design
- Adjustable system
- Non slip TPU grip inserts
- Connectable to SP Connect standard and Plus Quick & Secure mounting system

Part numbers

YME-FUPCLP0-00 Black

Required parts

YME-FMKIT-00-02 Bar Mount
YME-FMIRR-00-02 Mirror Mount



Protection Case Smart Phone

The slim and functional case protects your smartphone at all times and lets you mount it to the wide variety of SP Connect™ PLUS mounts. Securely mount your phone with its patented twist-to-lock mechanism

- Use of all ports and buttons
- 3-layer case construction for ultimate safeguarding
- Functionality of wireless charging is not impaired
- Slim and lightweight design
- Protective and functional

Part numbers

YME-FCASP-91-50 Black
YME-FCASP-91-60 Black
YME-FCASP-91-40 Black
YME-FCASP-92-10 Black
YME-FCASP-91-80 Black
YME-FCASP-91-90 Black
YME-FCASP-91-70 Black



Phone Protection Case

The slim and functional phone case protects your smartphone at all times and lets you mount it to a wide variety of mounts and various SP Connect™ compatible devices. Securely mount your phone with its patented twist-to-lock mechanism.

- Slim, protective and functional
- 3-layer case construction for ultimate safeguarding
- Use of all ports and buttons
- Functionality of wireless charging is not impaired

Universal Case

With the Universal phone case, you can use just about any smartphone (max phone size indicated) on any of the mounts to secure your phone to your motorcycle or scooter. With its twist-lock mechanism to install. Simply push the smartphone into the case and roll up the opening and close the tab. This way your phone remains protected from rain, sweat, mud, and dust, still offering the same touchscreen usability.

- Protection against rain, sweat, mud, and dust
- Touchscreen operability remains possible
- Scratch-free fleece insert
- Size M: max. phone size 152 x 73 x 10mm
- Size L: max. phone size 172 x 85 x 10 mm
- Integrated mounting mechanism



Part numbers

YME-FCAS9-00-00	Samsung S8/S9
YME-FCAS9-93-00	Black
YME-FCAS9-94-00	Black
YME-FCAS9-60-00	Samsung S20
YME-FCASA-50-00	iPhone 11 Pro / XS / X
YME-FCAS9-20-00	Samsung S8+ / S9+
YME-FCAS9-30-00	Samsung S10
YME-FCAS9-50-00	Samsung S10E
YME-FCAS9-40-00	Samsung S10+
YME-FCAS9-80-00	Samsung S20 Ultra
YME-FCAS9-70-00	Samsung S20+
YME-FCAS9-00-02	Samsung S21
YME-FCAS9-70-02	Samsung S21 Plus
YME-FCASA-70-02	iPhone 12 / Pro
YME-FCASA-90-02	iPhone 12 Pro Max
YME-FCAS9-01-00	Samsung S20 FE
YME-FCAS9-90-00	Samsung S21 Ultra
YME-FCASA-95-00	iPhone 12 Mini
YME-FCASA-94-00	iPhone13 Pro Max
YME-FCASA-93-00	iPhone 13 / Pro
YME-FCASA-92-00	iPhone 13 Mini
YME-FCASA-91-00	iPhone 13
YME-FCAS9-91-00	Black

Part numbers

YME-FUNVC-00-00	Universal Case M
YME-FUNVC-00-02	Universal Case M
YME-FUNVC-10-02	Universal Case L

Required parts

YME-FMKIT-00-02	Bar Mount
-----------------	-----------

Optional parts

YME-FCABW-00-02	Power Cable Wireless Charger
-----------------	------------------------------



Bar Mount

Attach your SP Connect phone case, or other SP Connect™ compatible devices to your motorbike with the Moto Mount Pro. The mount is CNC milled out of aircraft-grade aluminum and fits standard and oversized handlebars. To further protect your smartphone, the mount also has a unique vibration dampening system that cuts G-forces by up to 40% (depending on bike & phone model). You can mount it with the positioning arm or as a direct clamp mount - both versions allow 360° rotation to find the perfect position.

- CNC machined from aircraft grade aluminum
- Vibration dampening system
- Portrait / Landscape Orientation
- 360° rotation
- Fits standard and oversize handlebar
- Stainless steel fitting hardware
- Yamaha logo

Mirror Mount

The SP Connect mirror mount allows you to mount your smartphone to your scooter or motorbike in seconds.

- Portrait / Landscape orientation option
- Fits most motorcycle mirrors or accessory bar 10 - 16 mm
- 360° rotation



Rear Rack Extension

Additional extension to the standard rear rack to keep your belongings secured and it adds functional space to the standard rack.

- Extends rear rack height to just under 19,05 cm
- Made of bent steel tubing for strenght and durability
- Easy to install to stock racks, using included hardware
- Compatible with optional Gun Boot Mount, Cooler Box Carrier and Rear Rack Bag



Wheel cap

Gives a more unique appearance to the unit

- OEM part



Part numbers

YME-FMKIT-00-02	Black
-----------------	-------

Required parts

YME-FUNVC-00-00	Universal Case
YME-FUPCL-P0-00	Universal Phone Clamp Plus

Optional parts

YME-FUNVC-00-00	Universal Case
-----------------	----------------

Part numbers

YME-FMIRR-00-02	Black
-----------------	-------

Required parts

YME-FUPCL-P0-00	Universal Phone Clamp Plus
-----------------	----------------------------

Part numbers

BBS-F48A0-V0-00	Black
-----------------	-------

Part numbers

1RB-F530B-00-00	Black
-----------------	-------

Optional parts

B4F-F5168-21-00	Alloy Rim Front and Rear 10"x14"
-----------------	----------------------------------

B32-F5168-10-00	Alloy Rim Front 8"x12"
-----------------	------------------------

B32-F5338-10-00	Alloy Rim Rear 10"x12"
-----------------	------------------------

**Alloy Rim Front 8"x12"**

Gives a more unique appearance to the unit

- Hub caps can be ordered to fit the wheel
- Air valve is not included
- OEM part

Wheel cap - Chrome

Gives a more unique appearance to the unit

- OEM part

**Alloy Rim Rear 10"x12"**

Gives a more unique appearance to the unit

- Hub caps can be ordered to fit the wheel
- Air valve is not included
- OEM part

Alloy Rim Front and Rear 10"x14"

Gives a more unique appearance to the unit

-

**Part numbers**

B32-F5168-10-00	Aluminium
B32-F5168-00-00	Matt Black
B32-F5168-A0-00	Black

Optional parts

B32-F5338-10-00	Alloy Rim Rear 10"x12"
1RB-F530B-10-00	Wheel cap - Chrome
1RB-F530B-00-00	Wheel cap

Part numbers

1RB-F530B-10-00	Chrome
-----------------	--------

Optional parts

B4F-F5168-21-00	Alloy Rim Front and Rear 10"x14"
B32-F5168-10-00	Alloy Rim Front 8"x12"
B32-F5338-10-00	Alloy Rim Rear 10"x12"

Part numbers

B32-F5338-10-00	Aluminium
B32-F5338-00-00	Black
B32-F5338-A0-00	Black

Optional parts

B32-F5168-10-00	Alloy Rim Front 8"x12"
1RB-F530B-10-00	Wheel cap - Chrome
1RB-F530B-00-00	Wheel cap

Part numbers

B4F-F5168-21-00	Matt Black
B4F-F5168-40-00	Frozen Titanium

Optional parts

1RB-F530B-10-00	Wheel cap - Chrome
1RB-F530B-00-00	Wheel cap



SP Connect™ Anti Vibration Module

Use the SP Connect™ Anti Vibration Module to further reduce vibrations for a variety of frequency ranges. The development of this new product is a reaction to the complexity of newer smartphone models, whose camera systems consist of increasingly sensitive components. The specially developed elastomer inlay dampens in all directions and stops up to 60% of vibrations (e.g. from the motorcycle engine) that could affect the mechanical image stabilizer of the camera. This not only protects your smartphone, but it remains stable and securely mounted so that you can easily navigate while on the road.

- CNC machined from aircraft grade aluminum
- 3D vibration damping through specially developed elastomer inlay
- Portrait / Landscape orientation option
- 360° rotation in 6° increments
- Fits all SP Connect™ mounts with standard damping head
- Easy DIY mounting

Part numbers

YME-FAVM0-00-00	Black
-----------------	-------

Aluminium Valve Cap Knurled Pattern

Yamaha-branded valve cap



- Billet aluminium valve cap with Yamaha logo
- Available in 3 colors: black, blue and red

Part numbers

90338-W1016-BL	Black
90338-W1016-BU	Blue
90338-W1016-RE	Red

Aluminium Valve Cap Helical pattern

Yamaha-branded valve cap



- Billet aluminium valve cap with Yamaha logo
- Available in 3 colors: black, blue and red

Part numbers

90338-W1018-BU	Blue
90338-W1018-BL	Black
90338-W1018-RE	Red

Overfenders

Protects from water, mud and other trail debris



- Easy fit
- Overfenders follow the fender lines to create seamless design intergration

Part numbers

BBS-F15E0-V0-00 Black

Heavy-Duty Front Brush Guard

Helps protect the front end, fenders, and headlights



- Direct replacement for stock front grab bar

Part numbers

BBS-F85F0-V0-00 Black

Front Brush Guard with Winch Mount

Without sacrificing any style, the Heavy Duty Front Grab Bar protects the front of the Kodiak 450. Guards the front end, fenders and headlights from brush and trail obstacles while complimenting the ATV styling



- Direct replacement for stock front grab bar, using stock mounts and hardware
- Integrated mount for easy and convenient installation of Warn AXON winch up to 3500 lb.
- Includes anchor points to securely tie down the front end
- All-steel 38mm tubing with E-Coated and textured powder coat that matches unit's racks for exceptional durability
- Conveniently add accessory LED POD lights with integrated mounts

Part numbers

B5R-F84L0-V0-00 Black

Optional parts

DBY-10260-40-00 VRX Winch with Wire Rope by WARN®

DBY-10260-30-00 VRX Winch with Wire Rope by WARN®

DBY-10583-00-00 Winch with Synthetic Wire Rope by WARN®

B5R-F84Y0-V0-00 Snow Plough Mount

Central Frame Skidplate

Provides rigid protection of the main frame



- Easy installation
- Mounting hardware included

Part numbers

BBS-F11A0-V0-00 Aluminium

Optional parts

BBS-F31A0-V0-00 Front A-arm Skidplate

BBS-F21A0-V0-00 Rear A-arm Skidplate

BBS-F41A0-V0-00 Footboard Skidplates

Rear A-arm Skidplate

Provides rigid protection of the a-arms from rocks and tree

- Quick installation

**Front A-arm Skidplate**

Provides rigid protection of the a-arms

- Easy installation
- Extra protection

**Footboard Skidplates**

Provides rigid protection of the foot board area from rocks and tree

- Quick installation
- Additional mounting bracket included
- Left and right

**Windshield**

Provides protection from wind and trail debris.

- Tough, durable and shatter-resistant Polycarbonate
- Enhanced comfort for the rider, especially in bad weather conditions
- Easily removable, after initial installation
- Tilt is adjustable
- Offers protection to rider's hands, chest and head
- With headlight cut-out

**Part numbers**

BBS-F21A0-V0-00 Aluminium

Optional parts

BBS-F31A0-V0-00 Front A-arm Skidplate

BBS-F11A0-V0-00 Central Frame Skidplate

BBS-F41A0-V0-00 Footboard Skidplates

Part numbers

BBS-F31A0-V0-00 Aluminium

Optional parts

BBS-F11A0-V0-00 Central Frame Skidplate

BBS-F21A0-V0-00 Rear A-arm Skidplate

BBS-F41A0-V0-00 Footboard Skidplates

Part numbers

BBS-F41A0-V0-00 Aluminium

Required parts

BBS-F11A0-V0-00 Central Frame Skidplate

Optional parts

BBS-F31A0-V0-00 Front A-arm Skidplate

BBS-F21A0-V0-00 Rear A-arm Skidplate

Part numbers

ZUD-F83J0-V0-00 Transparent

Spot Light Kit

Enhances sight in low-light conditions with LED technology.



- Powerful spot light
- Easy installation with included hardware
- Easy installation using strong ThreeBond® adhesive for a permanent mount
- Powerful LED spot light with 18 leds
- Easy installation
- Ram mount with U bolt for rail mount included
- 12 volt output socket included
- Rubber ball absorbs shock and vibration
- Easily detachable from ram mount
- Weather-resistant rubber body shield
- On/off switch on the light
- Length of power cord is 125 cm - 175 cm
- 30 degrees beam
- Frosted lens
- 9 watts
- 1900 lumens
- 4500K colour temp

Part numbers

ABA-2HR35-10-00 Black

Power Cable Wireless Charger

Use the CABLE WIRELESS CHARGER to connect the Wireless Charging Module directly to a power source (i.e. motorcycle battery / ignition)



- Compatible with the Wireless Charging Module
- Integrated voltage converter (12V / 6V to 5V)
- Cable for direct wiring to battery
- Length of cable: 120cm

Part numbers

YME-FCABW-00-02 Black

Heated Grips Hi/Lo

Highly increase your riding comfort.



- Special molded rubber grips for great feel
- Even and consistent heat distribution from unique flex-circuit technology
- Totals 40 watts and draws less than 3 amps
- By Heat Demon

Part numbers

DBY-ACC56-00-44 Black

ATV Thumb Warmer by Heat Demon

Keeps riders thumbs warm in the cold weather.



- One adhesive-backed silicone thumb warmer
- The warmer features a simple hi/lo/off operation
- Plug and play

Part numbers

DBY-ACC56-00-47 Black

Optional parts

DBY-ACC56-00-44 Heated Grips Hi/Lo



Demon Quad Zone Heated Grips

Offers heated grips and heated thumb on ATV units

- Includes two heated clamp-on grips
- Quad Zone controller offers five levels of heat
- One adhesive-backed silicone thumb warmer
- Maximum 45 watts (20 per grip, 5 per thumb warmer) at 14 volt
- Customisable heat levels for each thumb
- Plug and play
- Fits 22mm handlebars

Part numbers

DBY-ACC56-00-46 Black

Optional parts

DBY-ACC56-00-48 ATV Seat Heater by Heat Demon®



ATV Seat Heater by Heat Demon®

A thin & flexible seat heater, that installs underneath stock seat cover and warms quickly

- Foam cover measures 305mm x 254mm
- Includes on/off switch
- Heater measures 254mm x 229mm
- Controller included
- ATV 4 zone grip heaters are sold separately

Part numbers

DBY-ACC56-00-48 Black

Optional parts

DBY-ACC56-00-47 ATV Thumb Warmer by Heat Demon

DBY-ACC56-00-46 Demon Quad Zone Heated Grips



ATV Storage Cover

This ATV Storage Cover helps protect your ATV while in storage.

- Cover also fits with installed accessories

Part numbers

ATV-COVER-02-00 Black

Yamaha Racing Pit Mat

The Race Pit Mat is perfect for the garage, outdoors, or in the pits at the track to provide superior footing.

- Waterproof
- FIM approved
- Rubber backing
- Min. 1 liter oil absorption
- Size: 210 x 100 cm

Part numbers

YME-ENVIR-HQ-01 Blue

YME-ENVIR-HQ-00 Black

YEC-9 Battery Charger EU Spec

6-step charger that can charge the battery of your Yamaha motorcycle, scooter, ATV, SMB and/or marine products. Applicable to European markets only.



- With EU-plug
- Unique battery charging technology. Fully automatic switch mode charger that analyses the state of the battery, charges and automatically switches to maintenance charging when ready
- Designed for safety: spark-free, protected from reverse polarity connections and short-circuit proof
- Light and compact; handy and easy to store
- Specially tested and approved by Yamaha service engineers
- Includes battery testing and float maintenance
- Identifies fault battery
- Ensures full charge to prolong battery life time
- Based on CTEK's test winning charger platform
- Combine it with the YEC quick connectors - the Built-in Panel Plug, Charger Indicator and Indicator Panel 150 - for reading the charge condition of your battery and/or for easier access between your Yamaha's battery and the YEC-8 charger

Part numbers

YME-YEC09-EU-20 Black

Battery Charger CTEK CS ONE

Charger for all types of batteries. New durable design to make it easy to handle, with unique mounting system on the back for quick connection to CS accessories. It can be left safely connected for long periods during maintenance charging.



- Recond option to restore and recondition lead-acid batteries
- 12V supply to support the battery during service work and retain contact power to the vehicle during battery replacement / removal
- Wake up option to revive seemingly dead lithium and lead-acid batteries
- Advanced settings to monitor charger voltage & amperage

Part numbers

YME-YEC01-EU-00 Black

YEC-50 Charger EU Spec

8-step charger that can charge the battery of your Yamaha motorcycle, scooter, ATV, SMB and/or marine products.



- Unique battery charging technology
- Designed for safety
- Light and compact
- Specially tested and approved by Yamaha service engineers

Part numbers

YME-YEC50-EU-20 Black

Yamaha Sliding T-Driver Set

Very compact T-driver tool with all Yamaha size socket.



- Includes a 3/8" tip driver
- 8, 10, 12, 14, and 17mm sockets and 5 and 6mm hex bits and a #2 Phillips screwdriver bit
- A socket clip attaches to the driver to keep the sockets in order
- Rugged vinyl pouch keeps the tools protected

Part numbers

ACC-05558-40-67 Chrome

YEC-9 Charger UK Specification

6-step charger that can charge the battery of your Yamaha motorcycle, scooter, ATV, SMB and/or marine products.



- Designed for safety
- Combine it with the YEC quick connectors
- Specially tested and approved by Yamaha service engineers
- Unique battery charging technology
- Light and compact

Part numbers

YME-YEC09-UK-20 Black

Battery Charger CTEK CS ONE

Charger for all types of batteries. New durable design to make it easy to handle, with unique mounting system on the back for quick connection to CS accessories. It can be left safely connected for long periods during maintenance charging.



- Recond option to restore and recondition lead-acid batteries
- 12V supply to support the battery during service work and retain contact power to the vehicle during battery replacement / removal
- Wake up option to revive seemingly dead lithium and lead-acid batteries
- Advanced settings to monitor charger voltage & amperage

Part numbers

YME-YEC01-UK-00 Black

Riding Gear Rack

Versatile riding gear rack with space to store your helmet, riding gear and other associated items safely, but easily accessible at all times. The hooks can be placed in any desired configuration to suit your usage. The upper part contains recesses at the bottom where clothes hangers can be placed, and the helmet support can be adjusted to center the motorcycle or bicycle helmet.



- For storage of heavy duty motorcycle or bicycle riding gear
- Features space for helmet and associated items
- Some assembly required
- Includes drilling template
- Wall mounting hardware not included
- Available in two colour options: blue/black and grey
- Made of steel

Part numbers

YME-FGRRK-00-00 Blue

YME-FGRRK-00-01 Grey



Metric Tool Kit

Comprehensive tool set that prepares you for just about anything the road will throw at you..

- Includes ring, open end spanners 8, 10, 12 & 14, adjustable spanner, vice grips, 4 way Phillips, flat screw driver, sparkplug spanner and plu gap guage
- Includes also a roll of black electrical tape, tyre pressure gauge, cable ties, wire, rag and #3, 4, 5 & 6 Allen keys
- Comes in a compact roll-up pouch
- Can easily be stowed away in your saddlebag, side case, top case, etc.

Part numbers

ABA-METRC-00-00 Black



YEC-50 Battery Charger UK SPEC

8-step charger that can charge the battery of your Yamaha motorcycle, scooter, ATV, SMB and/or marine products. Applicable to UK markets only.

- Unique battery charging technology. Fully automatic switch mode charger that analyses the state of the battery, charges and automatically switches to maintenance charging when ready
- Designed for safety: spark-free, protected from reverse polarity connections and short-circuit proof
- Light and compact; handy and easy to store
- Specially tested and approved by Yamaha service engineers to fit our range of motorcycles, scooters, ATV, SMB and other products
- 5 Amp maximum charge current
- Strongest in its class
- Shorter charging time
- Based on CTEK's test winning platform
- With UK-plug
- Combine it with the YEC quick connectors - the Built-in Panel Plug, Charger Indicator and Indicator Panel 150 - for reading the charge condition of your battery and/or for easier access between your Yamaha's battery and the YEC-50 charger

Part numbers

YME-YEC50-UK-10 Black



Yamaha Cam Buckles Tie-downs

Strong and durable straps to tie your Yamaha or any other big object down tightly when transporting it in a van or trailer.

- Ease of operation; simple tensioning and one finger release
- Built-in soft hook on the fixed end for looping around handlebars, frame tubes, triple-tree clamps and other structural parts
- Zinc cam buckle is foreseen with a pressure plate to reduce webbing abrasion
- Features the Yamaha logo at intervals
- Assembly strength: 540kg (1,200lb)
- Working load limit: 180kg (400lb)
- Sold per set of two

Part numbers

ACC-05558-40-28 Blue

Yamaha Ratcheting Tie-downs

Strong and durable straps to tie your Yamaha or any other big object down tightly when transporting it in a van or trailer.



- Ease of operation; simple tensioning and one finger release
- Built-in soft hook on the fixed end for looping around handlebars, frame tubes, triple-tree clamps and other structural parts
- Ratchet handle is foreseen of a rubber cover for a solid grip
- Features the Yamaha logo at intervals
- Assembly strength: 540kg (1,200lb)
- Working load limit: 180kg (400lb)
- Sold per set of two

Part numbers

ACC-05558-40-30 Blue

ATV Front Axle Drive Assemblies!

Should the day ever come that you need to replace a damaged axle assembly, you can now easily order the complete OEM axle assembly with one part number.



- Proven stock quality and durability
- Kit comes fully assembled
- No need to hassle with grease or special tools

Part numbers

2UD-2518F-00-00

ATV Front Axle Drive Assemblies

Should the day ever come that you need to replace a damaged axle assembly, you can now easily order the complete OEM axle assembly with one part number.



- Proven stock quality and durability
- Kit comes fully assembled
- No need to hassle with grease or special tools

Part numbers

BBS-2518G-00-00

ATV Rear Axle Drive Assemblies

Should the day ever come that you need to replace a damaged axle assembly, you can now easily order the complete OEM axle assembly with one part number.



- Proven stock quality and durability
- Kit comes fully assembled
- No need to hassle with grease or special tools

Part numbers

BBS-2531H-00-00

Heavy Duty Trailer Hitch

Allows to pull any trailer with a 50mm towball connection

- Installation in 5 seconds
- Several ways to fit on any ATV or Side by Side Vehicle
- 50mm towball included

Part numbers

ATV-W0789-01-00 Black

Required parts

B16-F85H0-V0-00 Receiver Hitch



Receiver Hitch

Allows the usage of a standard ball mount to tow a small trailer.

- Accepts 2" receiver and standard hitch pin
- Easy bolt-on of ball mount

Part numbers

B16-F85H0-V0-00 Black

Optional parts

ATV-W0789-01-00 Heavy Duty Trailer Hitch



Winch with Synthetic Wire Rope by WARN®

Combining a powerful motor and smart digital contactor into one, the Motactor™ on the AXON Winch with 15,2 meter of Synthetic Rope is perfect for extreme environments.

- 3500lbs = 1588kg
- 6,4mm of Spydura synthetic rope
- Motactor™ simplifies winch installation by 50%
- Monitor speed, load and motor temperature from winch remote
- Load limiter prevents overloading winch damage
- Rigid all-metal, waterproof construction
- New clutch design based on legendary WARN® 4WD hub lock design

Part numbers

DBY-10583-00-00 Black

Required parts

DBY-10597-50-00 AXON Winch Wiring Kit by WARN®

Optional parts

B5R-F84L0-V0-00 Front Brush Guard with Winch Mount

43P-F85B0-V0-00 Heavy Duty Plough Blade 54"



Heavy Duty Plough Blade 54"

Super-handy tool suitable to shove snow, sand or gravel away with ease.

- Most versatile, durable and high-performance plough available on the market for many heavy-duty outdoor work
- Center cross member adds extra rigidity
- Boxed design contributes to extra support
- Thick and sturdy wear bar with steep angle for maximum surface scrapping
- Special low friction powder-coated finish prevents snow to stick to the blade
- Most complete plough due its ability to be applied with a variety of useful optional accessories such as the Plough Marker Set, Plough Blade Side Wall, Plow Lift Rope, etc. Please see enclosed application matrix for all available accessories
- Easy to mount

Part numbers

43P-F85B0-V0-00 Yellow

Required parts

ATV-84526-00-00 ProVantage Plough Pulley

B5R-F84Y0-V0-00 Snow Plough Mount



3500 lb. Wire Rope

Direct replacement for the wire rope of the WARN® winch

- Replacement part

**Part numbers**

DBY-10097-20-00	Black
-----------------	-------

VRX Winch with Wire Rope by WARN®

With its all-metal construction, the WARN® VRX Winch with 15,24meter of steel wire rope includes the new clutch developed from the WARN® 4WD hub lock design.

- Upgraded waterproof contactor IP68
- 3500lbs = 1587kg
- 5,6 mm x 15,24 meter steel wire rope
- Automatic load-holding brake for precise control
- Durable all-metal three-stage planetary gear train
- IP68-rated waterproof winch sealing
- Black powder-coated finish for corrosion resistance

**Part numbers**

DBY-10260-40-00	Black
-----------------	-------

Required parts

DBY-10600-10-00	VRX Winch Mount Kit by WARN®
-----------------	------------------------------

Optional parts

B5R-F84L0-V0-00	Front Brush Guard with Winch Mount
-----------------	------------------------------------

VRX Winch with Wire Rope by WARN®

With its all-metal construction, the WARN® VRX Winch with 50 feet of wire rope includes the new clutch developed from the WARN® 4WD hub lock design.

- Upgraded waterproof contactor IP68
- 2500lbs = 1134kg
- 4,88 mm x 15,24 meter steel wire rope
- Automatic load-holding brake for precise control
- Durable all-metal three-stage planetary gear train
- IP68-rated waterproof winch sealing
- Black powder-coated finish for corrosion resistance

**Part numbers**

DBY-10260-30-00	Black
-----------------	-------

Required parts

DBY-10600-10-00	VRX Winch Mount Kit by WARN®
-----------------	------------------------------

Optional parts

B5R-F84L0-V0-00	Front Brush Guard with Winch Mount
-----------------	------------------------------------

ProVantage Plough Pulley

The plough pulley provides a better control of plow blade while reducing the stress on the components.

- Doubles the lifting advantage and slows down the blade movement.
- Contributes to longer rope life.
- Reducing load and bend over angle.
- Will not work with the Power Pivot or a Power Lift.

**Part numbers**

ATV-84526-00-00	Black
-----------------	-------

Required parts

43P-F85B0-V0-00	Heavy Duty Plough Blade 54"
-----------------	-----------------------------

AXON Winch Wiring Kit by WARN®

The AXON Winch Wiring Kit includes everything needed to wire an AXON Series winch.



- Digital handlebar-mounted
- Unit-specific wiring and Yamaha connectors
- Requires accessory Front Grab Bar (B5R-F84L0-V0-00)

Part numbers

DBY-10597-50-00	Black
-----------------	-------

Required parts

B5R-F84L0-V0-00	Front Brush Guard with Winch Mount
DBY-10583-00-00	Winch with Synthetic Wire Rope by WARN®

WRX Winch Mount Kit by WARN®

The Front Winch Mount Kit includes everything needed to mount a VRX Series winch on the stock front grab bar.



- Mount plate
- Dedicated contactor mounting location for ease of installation
- Requires Wiring Kit (DBY-10198-00-00)

Part numbers

DBY-10600-10-00	Black
-----------------	-------

Required parts

DBY-10260-40-00	VRX Winch with Wire Rope by WARN®
DBY-10260-30-00	VRX Winch with Wire Rope by WARN®

Snow Plough Mount

Required to install the 54" snow plough

- Easy installation

**Part numbers**

B5R-F84Y0-V0-00	Black
-----------------	-------

Required parts

43P-F85B0-V0-00	Heavy Duty Plough Blade 54"
-----------------	-----------------------------

50mm Tow Ball

Designed and engineered with the capability to tow E1-certified trailers.



- Easy to mount
- Fits all OEM tow hook brackets
- Fits 20mm and 25mm diameter
- Approved to E1 certification standard

Part numbers

YME-F85H0-00-01	Chrome
-----------------	--------

WARN® Synthetic Rope

Synthetic replacement rope for the optional WARN® Vantage 2000 winch.

- Replaces steel wire for synthetic rope
- 3.9mm thick, 15m long

Part numbers

YME-89563-00-00 Grey



Kodiak 450 EPS



Kodiak 450 - Protection Pack

Enhance the protection and the usability of your ATV with the Protection Pack. Pack includes: Front Brush Guard, Center Frame Skidplate and Front & Rear A-Arm Skidplate.

- Virtual protection pack for Kodiak 450.

Part numbers

VPR-VK450-23-00

Conflicting parts

BBS-F85F0-V0-00	Heavy-Duty Front Brush Guard
BBS-F31A0-V0-00	Front A-arm Skidplate
BBS-F11A0-V0-00	Central Frame Skidplate
BBS-F21A0-V0-00	Rear A-arm Skidplate



ATV TEK V-Grip™ Double

A true custom fit for your tools that attaches to the FusionFit™ Bed Rail Attachment Kit. Experience effortless installation, solid mounting, and easily adjustable knobs for quick, tool-free alterations while on the move. Includes forks (2), mounting blocks (2), rubber snubbers (2), and all necessary mounting hardware for easy installation.

- Improved tubular and composite rack mounting system

Part numbers

ABA-VFG20-00-00 Black

Rear Storage Box

Secures your personal belongings when venturing out in your Yamaha.

- Made of strong and durable high quality plastic
- Water and dirt resistant seal and design
- Two cam-over elastic latches which can be locked with padlocks
- Solid mounting system that works with most Utility ATV racks
- Combine it with the optional Front Storage Box for additional luggage capacity



Part numbers

DBY-ACC56-00-71 Black



Soft Side Cooler

Ideal for keeping your beverages and snacks cool while out on the trail, on the water or for any other outdoor activity.

- Includes a shoulder strap
- Includes Yamaha logo bottle opener
- Waterproof liner and high-density insulation
- Zippered storage compartment easily holds 24 cans including ice
- Securely held with a four point, quick release tie-down

Part numbers

B8K-F847U-V0-00 Black



Twin air pre-oiled dual layer airfilter

Improved air flow and filtration

- Can be cleaned with water and soap
- Pre-oiled with bio-degradable oil

Part numbers

5ND-E4451-0T-00 Green



Universal Phone Clamp Plus

The Universal Phone Clamp is designed to fit your smartphone with or without standard phone cases. Engineered with high-quality materials, the Universal Phone Clamp will ensure a tight and secure grip on your device while you focus on the road.

- Adaptable to phones of 56 to 82 mm
- An essential tool for hands-free convenience
- Slim and lightweight design
- Adjustable system
- Non slip TPU grip inserts
- Connectable to SP Connect standard and Plus Quick & Secure mounting system

Part numbers

YME-FUPCLP0-00 Black

Required parts

YME-FMKIT-00-02 Bar Mount
YME-FMIRR-00-02 Mirror Mount



Protection Case Smart Phone

The slim and functional case protects your smartphone at all times and lets you mount it to the wide variety of SP Connect™ PLUS mounts. Securely mount your phone with its patented twist-to-lock mechanism

- Use of all ports and buttons
- 3-layer case construction for ultimate safeguarding
- Functionality of wireless charging is not impaired
- Slim and lightweight design
- Protective and functional

Part numbers

YME-FCASP-91-50 Black
YME-FCASP-91-60 Black
YME-FCASP-91-40 Black
YME-FCASP-92-10 Black
YME-FCASP-91-80 Black
YME-FCASP-91-90 Black
YME-FCASP-91-70 Black



Phone Protection Case

The slim and functional phone case protects your smartphone at all times and lets you mount it to a wide variety of mounts and various SP Connect™ compatible devices. Securely mount your phone with its patented twist-to-lock mechanism.

- Slim, protective and functional
- 3-layer case construction for ultimate safeguarding
- Use of all ports and buttons
- Functionality of wireless charging is not impaired

Part numbers

YME-FCAS9-00-00	Samsung S8/S9
YME-FCAS9-93-00	Black
YME-FCAS9-94-00	Black
YME-FCAS9-60-00	Samsung S20
YME-FCASA-50-00	iPhone 11 Pro / XS / X
YME-FCAS9-20-00	Samsung S8+ / S9+
YME-FCAS9-30-00	Samsung S10
YME-FCAS9-50-00	Samsung S10E
YME-FCAS9-40-00	Samsung S10+
YME-FCAS9-80-00	Samsung S20 Ultra
YME-FCAS9-70-00	Samsung S20+
YME-FCAS9-00-02	Samsung S21
YME-FCAS9-70-02	Samsung S21 Plus
YME-FCASA-70-02	iPhone 12 / Pro
YME-FCASA-90-02	iPhone 12 Pro Max
YME-FCAS9-01-00	Samsung S20 FE
YME-FCAS9-90-00	Samsung S21 Ultra
YME-FCASA-95-00	iPhone 12 Mini
YME-FCASA-94-00	iPhone13 Pro Max
YME-FCASA-93-00	iPhone 13 / Pro
YME-FCASA-92-00	iPhone 13 Mini
YME-FCASA-91-00	iPhone 13
YME-FCAS9-91-00	Black



Universal Case

With the Universal phone case, you can use just about any smartphone (max phone size indicated) on any of the mounts to secure your phone to your motorcycle or scooter. With its twist-lock mechanism to install. Simply push the smartphone into the case and roll up the opening and close the tab. This way your phone remains protected from rain, sweat, mud, and dust, still offering the same touchscreen usability.

- Protection against rain, sweat, mud, and dust
- Touchscreen operability remains possible
- Scratch-free fleece insert
- Size M: max. phone size 152 x 73 x 10mm
- Size L: max. phone size 172 x 85 x 10 mm
- Integrated mounting mechanism

Part numbers

YME-FUNVC-00-00	Universal Case M
YME-FUNVC-00-02	Universal Case M
YME-FUNVC-10-02	Universal Case L

Required parts

YME-FMKIT-00-02	Bar Mount
-----------------	-----------

Optional parts

YME-FCABW-00-02	Power Cable Wireless Charger
-----------------	------------------------------



Bar Mount

Attach your SP Connect phone case, or other SP Connect™ compatible devices to your motorbike with the Moto Mount Pro. The mount is CNC milled out of aircraft-grade aluminum and fits standard and oversized handlebars. To further protect your smartphone, the mount also has a unique vibration dampening system that cuts G-forces by up to 40% (depending on bike & phone model). You can mount it with the positioning arm or as a direct clamp mount - both versions allow 360° rotation to find the perfect position.

- CNC machined from aircraft grade aluminum
- Vibration dampening system
- Portrait / Landscape Orientation
- 360° rotation
- Fits standard and oversize handlebar
- Stainless steel fitting hardware
- Yamaha logo

Mirror Mount

The SP Connect mirror mount allows you to mount your smartphone to your scooter or motorbike in seconds.

- Portrait / Landscape orientation option
- Fits most motorcycle mirrors or accessory bar 10 - 16 mm
- 360° rotation



Rear Rack Extension

Additional extension to the standard rear rack to keep your belongings secured and it adds functional space to the standard rack.

- Extends rear rack height to just under 19,05 cm
- Made of bent steel tubing for strenght and durability
- Easy to install to stock racks, using included hardware
- Compatible with optional Gun Boot Mount, Cooler Box Carrier and Rear Rack Bag



Wheel cap

Gives a more unique appearance to the unit

- OEM part



Part numbers

YME-FMKIT-00-02	Black
-----------------	-------

Required parts

YME-FUNVC-00-00	Universal Case
YME-FUPCL-P0-00	Universal Phone Clamp Plus

Optional parts

YME-FUNVC-00-00	Universal Case
-----------------	----------------

Part numbers

YME-FMIRR-00-02	Black
-----------------	-------

Required parts

YME-FUPCL-P0-00	Universal Phone Clamp Plus
-----------------	----------------------------

Part numbers

BBS-F48A0-V0-00	Black
-----------------	-------

Part numbers

1RB-F530B-00-00	Black
-----------------	-------

Optional parts

B4F-F5168-21-00	Alloy Rim Front and Rear 10"x14"
-----------------	----------------------------------

B32-F5168-10-00	Alloy Rim Front 8"x12"
-----------------	------------------------

B32-F5338-10-00	Alloy Rim Rear 10"x12"
-----------------	------------------------

**Alloy Rim Front 8"x12"**

Gives a more unique appearance to the unit

- Hub caps can be ordered to fit the wheel
- Air valve is not included
- OEM part

Wheel cap - Chrome

Gives a more unique appearance to the unit

- OEM part

**Alloy Rim Rear 10"x12"**

Gives a more unique appearance to the unit

- Hub caps can be ordered to fit the wheel
- Air valve is not included
- OEM part

Alloy Rim Front and Rear 10"x14"

Gives a more unique appearance to the unit

-

**Part numbers**

B32-F5168-10-00	Aluminium
B32-F5168-00-00	Matt Black
B32-F5168-A0-00	Black

Optional parts

B32-F5338-10-00	Alloy Rim Rear 10"x12"
1RB-F530B-10-00	Wheel cap - Chrome
1RB-F530B-00-00	Wheel cap

Part numbers

1RB-F530B-10-00	Chrome
-----------------	--------

Optional parts

B4F-F5168-21-00	Alloy Rim Front and Rear 10"x14"
B32-F5168-10-00	Alloy Rim Front 8"x12"
B32-F5338-10-00	Alloy Rim Rear 10"x12"

Part numbers

B32-F5338-10-00	Aluminium
B32-F5338-00-00	Black
B32-F5338-A0-00	Black

Optional parts

B32-F5168-10-00	Alloy Rim Front 8"x12"
1RB-F530B-10-00	Wheel cap - Chrome
1RB-F530B-00-00	Wheel cap

Part numbers

B4F-F5168-21-00	Matt Black
B4F-F5168-40-00	Frozen Titanium

Optional parts

1RB-F530B-10-00	Wheel cap - Chrome
1RB-F530B-00-00	Wheel cap



SP Connect™ Anti Vibration Module

Use the SP Connect™ Anti Vibration Module to further reduce vibrations for a variety of frequency ranges. The development of this new product is a reaction to the complexity of newer smartphone models, whose camera systems consist of increasingly sensitive components. The specially developed elastomer inlay dampens in all directions and stops up to 60% of vibrations (e.g. from the motorcycle engine) that could affect the mechanical image stabilizer of the camera. This not only protects your smartphone, but it remains stable and securely mounted so that you can easily navigate while on the road.

- CNC machined from aircraft grade aluminum
- 3D vibration damping through specially developed elastomer inlay
- Portrait / Landscape orientation option
- 360° rotation in 6° increments
- Fits all SP Connect™ mounts with standard damping head
- Easy DIY mounting

Part numbers

YME-FAVM0-00-00	Black
-----------------	-------

Aluminium Valve Cap Knurled Pattern

Yamaha-branded valve cap



- Billet aluminium valve cap with Yamaha logo
- Available in 3 colors: black, blue and red

Part numbers

90338-W1016-BL	Black
90338-W1016-BU	Blue
90338-W1016-RE	Red

Aluminium Valve Cap Helical pattern

Yamaha-branded valve cap



- Billet aluminium valve cap with Yamaha logo
- Available in 3 colors: black, blue and red

Part numbers

90338-W1018-BU	Blue
90338-W1018-BL	Black
90338-W1018-RE	Red

Overfenders

Protects from water, mud and other trail debris



- Easy fit
- Overfenders follow the fender lines to create seamless design intergration

Part numbers

BBS-F15E0-V0-00 Black

Heavy-Duty Front Brush Guard

Helps protect the front end, fenders, and headlights



- Direct replacement for stock front grab bar

Part numbers

BBS-F85F0-V0-00 Black

Front Brush Guard with Winch Mount

Without sacrificing any style, the Heavy Duty Front Grab Bar protects the front of the Kodiak 450. Guards the front end, fenders and headlights from brush and trail obstacles while complimenting the ATV styling



- Direct replacement for stock front grab bar, using stock mounts and hardware
- Integrated mount for easy and convenient installation of Warn AXON winch up to 3500 lb.
- Includes anchor points to securely tie down the front end
- All-steel 38mm tubing with E-Coated and textured powder coat that matches unit's racks for exceptional durability
- Conveniently add accessory LED POD lights with integrated mounts

Part numbers

B5R-F84L0-V0-00 Black

Optional parts

DBY-10260-40-00 VRX Winch with Wire Rope by WARN®

DBY-10260-30-00 VRX Winch with Wire Rope by WARN®

DBY-10583-00-00 Winch with Synthetic Wire Rope by WARN®

B5R-F84Y0-V0-00 Snow Plough Mount

Central Frame Skidplate

Provides rigid protection of the main frame



- Easy installation
- Mounting hardware included

Part numbers

BBS-F11A0-V0-00 Aluminium

Optional parts

BBS-F31A0-V0-00 Front A-arm Skidplate

BBS-F21A0-V0-00 Rear A-arm Skidplate

BBS-F41A0-V0-00 Footboard Skidplates

Rear A-arm Skidplate

Provides rigid protection of the a-arms from rocks and tree

- Quick installation

**Front A-arm Skidplate**

Provides rigid protection of the a-arms

- Easy installation
- Extra protection

**Footboard Skidplates**

Provides rigid protection of the foot board area from rocks and tree

- Quick installation
- Additional mounting bracket included
- Left and right

**Windshield**

Provides protection from wind and trail debris.

- Tough, durable and shatter-resistant Polycarbonate
- Enhanced comfort for the rider, especially in bad weather conditions
- Easily removable, after initial installation
- Tilt is adjustable
- Offers protection to rider's hands, chest and head
- With headlight cut-out

**Part numbers**

BBS-F21A0-V0-00 Aluminium

Optional parts

BBS-F31A0-V0-00 Front A-arm Skidplate

BBS-F11A0-V0-00 Central Frame Skidplate

BBS-F41A0-V0-00 Footboard Skidplates

Part numbers

BBS-F31A0-V0-00 Aluminium

Optional parts

BBS-F11A0-V0-00 Central Frame Skidplate

BBS-F21A0-V0-00 Rear A-arm Skidplate

BBS-F41A0-V0-00 Footboard Skidplates

Part numbers

BBS-F41A0-V0-00 Aluminium

Required parts

BBS-F11A0-V0-00 Central Frame Skidplate

Optional parts

BBS-F31A0-V0-00 Front A-arm Skidplate

BBS-F21A0-V0-00 Rear A-arm Skidplate

Part numbers

ZUD-F83J0-V0-00 Transparent

Spot Light Kit

Enhances sight in low-light conditions with LED technology.



- Powerful spot light
- Easy installation with included hardware
- Easy installation using strong ThreeBond® adhesive for a permanent mount
- Powerful LED spot light with 18 leds
- Easy installation
- Ram mount with U bolt for rail mount included
- 12 volt output socket included
- Rubber ball absorbs shock and vibration
- Easily detachable from ram mount
- Weather-resistant rubber body shield
- On/off switch on the light
- Length of power cord is 125 cm - 175 cm
- 30 degrees beam
- Frosted lens
- 9 watts
- 1900 lumens
- 4500K colour temp

Part numbers

ABA-2HR35-10-00 Black

Power Cable Wireless Charger

Use the CABLE WIRELESS CHARGER to connect the Wireless Charging Module directly to a power source (i.e. motorcycle battery / ignition)



- Compatible with the Wireless Charging Module
- Integrated voltage converter (12V / 6V to 5V)
- Cable for direct wiring to battery
- Length of cable: 120cm

Part numbers

YME-FCABW-00-02 Black

Heated Grips Hi/Lo

Highly increase your riding comfort.



- Special molded rubber grips for great feel
- Even and consistent heat distribution from unique flex-circuit technology
- Totals 40 watts and draws less than 3 amps
- By Heat Demon

Part numbers

DBY-ACC56-00-44 Black

ATV Thumb Warmer by Heat Demon

Keeps riders thumbs warm in the cold weather.



- One adhesive-backed silicone thumb warmer
- The warmer features a simple hi/lo/off operation
- Plug and play

Part numbers

DBY-ACC56-00-47 Black

Optional parts

DBY-ACC56-00-44 Heated Grips Hi/Lo



Demon Quad Zone Heated Grips

Offers heated grips and heated thumb on ATV units

- Includes two heated clamp-on grips
- Quad Zone controller offers five levels of heat
- One adhesive-backed silicone thumb warmer
- Maximum 45 watts (20 per grip, 5 per thumb warmer) at 14 volt
- Customisable heat levels for each thumb
- Plug and play
- Fits 22mm handlebars

Part numbers

DBY-ACC56-00-46 Black

Optional parts

DBY-ACC56-00-48 ATV Seat Heater by Heat Demon®



ATV Seat Heater by Heat Demon®

A thin & flexible seat heater, that installs underneath stock seat cover and warms quickly

- Foam cover measures 305mm x 254mm
- Includes on/off switch
- Heater measures 254mm x 229mm
- Controller included
- ATV 4 zone grip heaters are sold separately

Part numbers

DBY-ACC56-00-48 Black

Optional parts

DBY-ACC56-00-47 ATV Thumb Warmer by Heat Demon

DBY-ACC56-00-46 Demon Quad Zone Heated Grips



ATV Storage Cover

This ATV Storage Cover helps protect your ATV while in storage.

- Cover also fits with installed accessories

Part numbers

ATV-COVER-02-00 Black

Yamaha Racing Pit Mat

The Race Pit Mat is perfect for the garage, outdoors, or in the pits at the track to provide superior footing.

- Waterproof
- FIM approved
- Rubber backing
- Min. 1 liter oil absorption
- Size: 210 x 100 cm

Part numbers

YME-ENVIR-HQ-01 Blue

YME-ENVIR-HQ-00 Black

YEC-9 Battery Charger EU Spec

6-step charger that can charge the battery of your Yamaha motorcycle, scooter, ATV, SMB and/or marine products. Applicable to European markets only.



- With EU-plug
- Unique battery charging technology. Fully automatic switch mode charger that analyses the state of the battery, charges and automatically switches to maintenance charging when ready
- Designed for safety: spark-free, protected from reverse polarity connections and short-circuit proof
- Light and compact; handy and easy to store
- Specially tested and approved by Yamaha service engineers
- Includes battery testing and float maintenance
- Identifies fault battery
- Ensures full charge to prolong battery life time
- Based on CTEK's test winning charger platform
- Combine it with the YEC quick connectors - the Built-in Panel Plug, Charger Indicator and Indicator Panel 150 - for reading the charge condition of your battery and/or for easier access between your Yamaha's battery and the YEC-8 charger

Part numbers

YME-YEC09-EU-20 Black

Battery Charger CTEK CS ONE

Charger for all types of batteries. New durable design to make it easy to handle, with unique mounting system on the back for quick connection to CS accessories. It can be left safely connected for long periods during maintenance charging.



- Recond option to restore and recondition lead-acid batteries
- 12V supply to support the battery during service work and retain contact power to the vehicle during battery replacement / removal
- Wake up option to revive seemingly dead lithium and lead-acid batteries
- Advanced settings to monitor charger voltage & amperage

Part numbers

YME-YEC01-EU-00 Black

YEC-50 Charger EU Spec

8-step charger that can charge the battery of your Yamaha motorcycle, scooter, ATV, SMB and/or marine products.



- Unique battery charging technology
- Designed for safety
- Light and compact
- Specially tested and approved by Yamaha service engineers

Part numbers

YME-YEC50-EU-20 Black



Yamaha Sliding T-Driver Set

Very compact T-driver tool with all Yamaha size socket.

- Includes a 3/8" tip driver
- 8, 10, 12, 14, and 17mm sockets and 5 and 6mm hex bits and a #2 Phillips screwdriver bit
- A socket clip attaches to the driver to keep the sockets in order
- Rugged vinyl pouch keeps the tools protected

Part numbers

ACC-05558-40-67 Chrome



YEC-9 Charger UK Specification

6-step charger that can charge the battery of your Yamaha motorcycle, scooter, ATV, SMB and/or marine products.

- Designed for safety
- Combine it with the YEC quick connectors
- Specially tested and approved by Yamaha service engineers
- Unique battery charging technology
- Light and compact

Part numbers

YME-YEC09-UK-20 Black



Battery Charger CTEK CS ONE

Charger for all types of batteries. New durable design to make it easy to handle, with unique mounting system on the back for quick connection to CS accessories. It can be left safely connected for long periods during maintenance charging.

- Recond option to restore and recondition lead-acid batteries
- 12V supply to support the battery during service work and retain contact power to the vehicle during battery replacement / removal
- Wake up option to revive seemingly dead lithium and lead-acid batteries
- Advanced settings to monitor charger voltage & amperage

Part numbers

YME-YEC01-UK-00 Black



Riding Gear Rack

Versatile riding gear rack with space to store your helmet, riding gear and other associated items safely, but easily accessible at all times. The hooks can be placed in any desired configuration to suit your usage. The upper part contains recesses at the bottom where clothes hangers can be placed, and the helmet support can be adjusted to center the motorcycle or bicycle helmet.

- For storage of heavy duty motorcycle or bicycle riding gear
- Features space for helmet and associated items
- Some assembly required
- Includes drilling template
- Wall mounting hardware not included
- Available in two colour options: blue/black and grey
- Made of steel

Part numbers

YME-FGRRK-00-00 Blue

YME-FGRRK-00-01 Grey



Metric Tool Kit

Comprehensive tool set that prepares you for just about anything the road will throw at you..

- Includes ring, open end spanners 8, 10, 12 & 14, adjustable spanner, vice grips, 4 way Phillips, flat screw driver, sparkplug spanner and plu gap guage
- Includes also a roll of black electrical tape, tyre pressure gauge, cable ties, wire, rag and #3, 4, 5 & 6 Allen keys
- Comes in a compact roll-up pouch
- Can easily be stowed away in your saddlebag, side case, top case, etc.

Part numbers

ABA-METRC-00-00 Black



YEC-50 Battery Charger UK SPEC

8-step charger that can charge the battery of your Yamaha motorcycle, scooter, ATV, SMB and/or marine products. Applicable to UK markets only.

- Unique battery charging technology. Fully automatic switch mode charger that analyses the state of the battery, charges and automatically switches to maintenance charging when ready
- Designed for safety: spark-free, protected from reverse polarity connections and short-circuit proof
- Light and compact; handy and easy to store
- Specially tested and approved by Yamaha service engineers to fit our range of motorcycles, scooters, ATV, SMB and other products
- 5 Amp maximum charge current
- Strongest in its class
- Shorter charging time
- Based on CTEK's test winning platform
- With UK-plug
- Combine it with the YEC quick connectors - the Built-in Panel Plug, Charger Indicator and Indicator Panel 150 - for reading the charge condition of your battery and/or for easier access between your Yamaha's battery and the YEC-50 charger

Part numbers

YME-YEC50-UK-10 Black



Yamaha Cam Buckles Tie-downs

Strong and durable straps to tie your Yamaha or any other big object down tightly when transporting it in a van or trailer.

- Ease of operation; simple tensioning and one finger release
- Built-in soft hook on the fixed end for looping around handlebars, frame tubes, triple-tree clamps and other structural parts
- Zinc cam buckle is foreseen with a pressure plate to reduce webbing abrasion
- Features the Yamaha logo at intervals
- Assembly strength: 540kg (1,200lb)
- Working load limit: 180kg (400lb)
- Sold per set of two

Part numbers

ACC-05558-40-28 Blue

Yamaha Ratcheting Tie-downs

Strong and durable straps to tie your Yamaha or any other big object down tightly when transporting it in a van or trailer.



- Ease of operation; simple tensioning and one finger release
- Built-in soft hook on the fixed end for looping around handlebars, frame tubes, triple-tree clamps and other structural parts
- Ratchet handle is foreseen of a rubber cover for a solid grip
- Features the Yamaha logo at intervals
- Assembly strength: 540kg (1,200lb)
- Working load limit: 180kg (400lb)
- Sold per set of two

Part numbers

ACC-05558-40-30 Blue

ATV Front Axle Drive Assemblies!

Should the day ever come that you need to replace a damaged axle assembly, you can now easily order the complete OEM axle assembly with one part number.



- Proven stock quality and durability
- Kit comes fully assembled
- No need to hassle with grease or special tools

Part numbers

2UD-2518F-00-00

ATV Front Axle Drive Assemblies

Should the day ever come that you need to replace a damaged axle assembly, you can now easily order the complete OEM axle assembly with one part number.



- Proven stock quality and durability
- Kit comes fully assembled
- No need to hassle with grease or special tools

Part numbers

BBS-2518G-00-00

ATV Rear Axle Drive Assemblies

Should the day ever come that you need to replace a damaged axle assembly, you can now easily order the complete OEM axle assembly with one part number.



- Proven stock quality and durability
- Kit comes fully assembled
- No need to hassle with grease or special tools

Part numbers

BBS-2531H-00-00

Heavy Duty Trailer Hitch

Allows to pull any trailer with a 50mm towball connection

- Installation in 5 seconds
- Several ways to fit on any ATV or Side by Side Vehicle
- 50mm towball included

Part numbers

ATV-W0789-01-00 Black

Required parts

B16-F85H0-V0-00 Receiver Hitch



Receiver Hitch

Allows the usage of a standard ball mount to tow a small trailer.

- Accepts 2" receiver and standard hitch pin
- Easy bolt-on of ball mount

Part numbers

B16-F85H0-V0-00 Black

Optional parts

ATV-W0789-01-00 Heavy Duty Trailer Hitch



Winch with Synthetic Wire Rope by WARN®

Combining a powerful motor and smart digital contactor into one, the Motactor™ on the AXON Winch with 15,2 meter of Synthetic Rope is perfect for extreme environments.

- 3500lbs = 1588kg
- 6,4mm of Spydura synthetic rope
- Motactor™ simplifies winch installation by 50%
- Monitor speed, load and motor temperature from winch remote
- Load limiter prevents overloading winch damage
- Rigid all-metal, waterproof construction
- New clutch design based on legendary WARN® 4WD hub lock design

Part numbers

DBY-10583-00-00 Black

Required parts

DBY-10597-50-00 AXON Winch Wiring Kit by WARN®

Optional parts

B5R-F84L0-V0-00 Front Brush Guard with Winch Mount

43P-F85B0-V0-00 Heavy Duty Plough Blade 54"



Heavy Duty Plough Blade 54"

Super-handly tool suitable to shove snow, sand or gravel away with ease.

- Most versatile, durable and high-performance plough available on the market for many heavy-duty outdoor work
- Center cross member adds extra rigidity
- Boxed design contributes to extra support
- Thick and sturdy wear bar with steep angle for maximum surface scrapping
- Special low friction powder-coated finish prevents snow to stick to the blade
- Most complete plough due its ability to be applied with a variety of useful optional accessories such as the Plough Marker Set, Plough Blade Side Wall, Plow Lift Rope, etc. Please see enclosed application matrix for all available accessories
- Easy to mount

Part numbers

43P-F85B0-V0-00 Yellow

Required parts

ATV-84526-00-00 ProVantage Plough Pulley

B5R-F84Y0-V0-00 Snow Plough Mount



3500 lb. Wire Rope

Direct replacement for the wire rope of the WARN® winch

- Replacement part

**Part numbers**

DBY-10097-20-00	Black
-----------------	-------

VRX Winch with Wire Rope by WARN®

With its all-metal construction, the WARN® VRX Winch with 15,24meter of steel wire rope includes the new clutch developed from the WARN® 4WD hub lock design.

- Upgraded waterproof contactor IP68
- 3500lbs = 1587kg
- 5,6 mm x 15,24 meter steel wire rope
- Automatic load-holding brake for precise control
- Durable all-metal three-stage planetary gear train
- IP68-rated waterproof winch sealing
- Black powder-coated finish for corrosion resistance

**Part numbers**

DBY-10260-40-00	Black
-----------------	-------

Required parts

DBY-10600-10-00	VRX Winch Mount Kit by WARN®
-----------------	------------------------------

Optional parts

B5R-F84L0-V0-00	Front Brush Guard with Winch Mount
-----------------	------------------------------------

VRX Winch with Wire Rope by WARN®

With its all-metal construction, the WARN® VRX Winch with 50 feet of wire rope includes the new clutch developed from the WARN® 4WD hub lock design.

- Upgraded waterproof contactor IP68
- 2500lbs = 1134kg
- 4,88 mm x 15,24 meter steel wire rope
- Automatic load-holding brake for precise control
- Durable all-metal three-stage planetary gear train
- IP68-rated waterproof winch sealing
- Black powder-coated finish for corrosion resistance

**Part numbers**

DBY-10260-30-00	Black
-----------------	-------

Required parts

DBY-10600-10-00	VRX Winch Mount Kit by WARN®
-----------------	------------------------------

Optional parts

B5R-F84L0-V0-00	Front Brush Guard with Winch Mount
-----------------	------------------------------------

AXON Winch Wiring Kit by WARN®

The AXON Winch Wiring Kit includes everything needed to wire an AXON Series winch.

- Digital handlebar-mounted
- Unit-specific wiring and Yamaha connectors
- Requires accessory Front Grab Bar (B5R-F84L0-V0-00)

**Part numbers**

DBY-10597-50-00	Black
-----------------	-------

Required parts

B5R-F84L0-V0-00	Front Brush Guard with Winch Mount
-----------------	------------------------------------

DBY-10583-00-00	Winch with Synthetic Wire Rope by WARN®
-----------------	---

ProVantage Plough Pulley

The plough pulley provides a better control of plow blade while reducing the stress on the components.

- Doubles the lifting advantage and slows down the blade movement.
- Contributes to longer rope life.
- Reducing load and bend over angle.
- Will not work with the Power Pivot or a Power Lift.

**Part numbers**

ATV-84526-00-00	Black
-----------------	-------

Required parts

43P-F85B0-V0-00	Heavy Duty Plough Blade 54"
-----------------	-----------------------------

WRX Winch Mount Kit by WARN®

The Front Winch Mount Kit includes everything needed to mount a VRX Series winch on the stock front grab bar.

- Mount plate
- Dedicated contactor mounting location for ease of installation
- Requires Wiring Kit (DBY-10198-00-00)

**Part numbers**

DBY-10600-10-00	Black
-----------------	-------

Required parts

DBY-10260-40-00	VRX Winch with Wire Rope by WARN®
DBY-10260-30-00	VRX Winch with Wire Rope by WARN®

Snow Plough Mount

Required to install the 54" snow plough

- Easy instalation

**Part numbers**

B5R-F84Y0-V0-00	Black
-----------------	-------

Required parts

43P-F85B0-V0-00	Heavy Duty Plough Blade 54"
-----------------	-----------------------------

50mm Tow Ball

Designed and engineered with the capability to tow E1-certified trailers.

- Easy to mount
- Fits all OEM tow hook brackets
- Fits 20mm and 25mm diameter
- Approved to E1 certification standard

**Part numbers**

YME-F85H0-00-01	Chrome
-----------------	--------

WARN® Synthetic Rope

Synthetic replacement rope for the optional WARN® Vantage 2000 winch.

- Replaces steel wire for synthetic rope
- 3.9mm thick, 15m long

Part numbers

YME-89563-00-00 Grey



Kodiak 450



Kodiak 450 - Protection Pack

Enhance the protection and the usability of your ATV with the Protection Pack. Pack includes: Front Brush Guard, Center Frame Skidplate and Front & Rear A-Arm Skidplate.

- Virtual protection pack for Kodiak 450.

Part numbers

VPR-VK450-23-00

Conflicting parts

BBS-F85F0-V0-00	Heavy-Duty Front Brush Guard
BBS-F31A0-V0-00	Front A-arm Skidplate
BBS-F11A0-V0-00	Central Frame Skidplate
BBS-F21A0-V0-00	Rear A-arm Skidplate



ATV TEK FlexGrip™ Pro Single

Despite the bumpiest terrain your gun, bow, ice auger, etc. will be in the exact place you originally put it in by the end of your journey.

- Fits all Utility ATV Racks
- Fits any FlexGrip™ product
- Provides an additional 16" of horizontal adjustability once

Part numbers

ABA-FFG10-00-00 Black

Optional parts

ABA-FFG20-00-00	ATV TEK FlexGrip™ Pro Double
ABA-VFG20-00-00	ATV TEK V-Grip™ Double

Front Storage Box

Secures your personal belongings when venturing out in your Yamaha.

- Made of strong and durable high quality plastic
- Water and dirt resistant seal and design
- Two cam-over elastic latches which can be locked with padlocks
- Solid mounting system that works with most Utility ATV racks
- Combine it with the optional Rear Storage Box for additional luggage capacity



Part numbers

DBY-ACC56-00-69 Black

Optional parts

DBY-ACC56-00-71 Rear Storage Box



ATV TEK FlexGrip™ Pro Double

The same benefits of the Pro Single but multiplied by two. Despite the bumpiest terrain your gun, bow, ice auger, etc. will be in the exact place you originally put it in by the end of your journey

- Fits any FlexGrip™ product
- Provides an additional 16" of horizontal adjustability once
- Fits all Utility ATV Racks

Part numbers

ABA-VFG20-00-00 Black

Optional parts

ABA-VFG20-00-00 ATV TEK V-Grip™ Double
 ABA-FFG10-00-00 ATV TEK FlexGrip™ Pro Single

Conflicting parts

ABA-VFG20-00-00 ATV TEK V-Grip™ Double



ATV TEK V-Grip™ Double

A true custom fit for your tools that attaches to the FusionFit™ Bed Rail Attachment Kit. Experience effortless installation, solid mounting, and easily adjustable knobs for quick, tool-free alterations while on the move. Includes forks (2), mounting blocks (2), rubber snubbers (2), and all necessary mounting hardware for easy installation.

- Improved tubular and composite rack mounting system

Part numbers

ABA-VFG20-00-00 Black

Optional parts

ABA-FFG20-00-00 ATV TEK FlexGrip™ Pro Double
 ABA-FFG10-00-00 ATV TEK FlexGrip™ Pro Single

Conflicting parts

ABA-FFG20-00-00 ATV TEK FlexGrip™ Pro Double



Rear Storage Box

Secures your personal belongings when venturing out in your Yamaha.

- Made of strong and durable high quality plastic
- Water and dirt resistant seal and design
- Two cam-over elastic latches which can be locked with padlocks
- Solid mounting system that works with most Utility ATV racks
- Combine it with the optional Front Storage Box for additional luggage capacity

Part numbers

DBY-ACC56-00-71 Black

Optional parts

DBY-ACC56-00-69 Front Storage Box



Soft Side Cooler

Ideal for keeping your beverages and snacks cool while out on the trail, on the water or for any other outdoor activity.

- Includes a shoulder strap
- Includes Yamaha logo bottle opener
- Waterproof liner and high-density insulation
- Zippered storage compartment easily holds 24 cans including ice
- Securely held with a four point, quick release tie-down

Part numbers

B8K-F847U-V0-00 Black



Alloy Rim Front 8"x12"

Gives a more unique appearance to the unit

- Hub caps can be ordered to fit the wheel
- Air valve is not included
- OEM part

Wheel cap - Chrome

Gives a more unique appearance to the unit

- OEM part



Alloy Rim Rear 10"x12"

Gives a more unique appearance to the unit

- Hub caps can be ordered to fit the wheel
- Air valve is not included
- OEM part

Alloy Rim Front and Rear 10"x14"

Gives a more unique appearance to the unit

-



Part numbers

B32-F5168-10-00	Aluminium
B32-F5168-00-00	Matt Black
B32-F5168-A0-00	Black

Optional parts

B32-F5338-10-00	Alloy Rim Rear 10"x12"
1RB-F530B-10-00	Wheel cap - Chrome
1RB-F530B-00-00	Wheel cap

Part numbers

1RB-F530B-10-00	Chrome
-----------------	--------

Optional parts

B4F-F5168-21-00	Alloy Rim Front and Rear 10"x14"
B32-F5168-10-00	Alloy Rim Front 8"x12"
B32-F5338-10-00	Alloy Rim Rear 10"x12"

Part numbers

B32-F5338-10-00	Aluminium
B32-F5338-00-00	Black
B32-F5338-A0-00	Black

Optional parts

B32-F5168-10-00	Alloy Rim Front 8"x12"
1RB-F530B-10-00	Wheel cap - Chrome
1RB-F530B-00-00	Wheel cap

Part numbers

B4F-F5168-21-00	Matt Black
B4F-F5168-40-00	Frozen Titanium

Optional parts

1RB-F530B-10-00	Wheel cap - Chrome
1RB-F530B-00-00	Wheel cap

Twin air pre-oiled dual layer airfilter

Improved air flow and filtration

- Can be cleaned with water and soap
- Pre-oiled with bio-degradable oil



Part numbers

5ND-E4451-0T-00	Green
-----------------	-------

Rear Rack Extension

Additional extension to the standard rear rack to keep your belongings secured and it adds functional space to the standard rack.



- Extends rear rack height to just under 19,05 cm
- Made of bent steel tubing for strenght and durability
- Easy to install to stock racks, using included hardware
- Compatible with optional Gun Boot Mount, Cooler Box Carrier and Rear Rack Bag

Part numbers

BBS-F48A0-V0-00	Black
-----------------	-------

Wheel cap

Gives a more unique appearance to the unit

- OEM part



Part numbers

1RB-F530B-00-00	Black
-----------------	-------

Optional parts

B4F-F5168-21-00	Alloy Rim Front and Rear 10"x14"
B32-F5168-10-00	Alloy Rim Front 8"x12"
B32-F5338-10-00	Alloy Rim Rear 10"x12"

Aluminium Valve Cap Knurled Pattern

Yamaha-branded valve cap

- Billet aluminium valve cap with Yamaha logo
- Available in 3 colors: black, blue and red



Part numbers

90338-W1016-BL	Black
90338-W1016-BU	Blue
90338-W1016-RE	Red



Aluminium Valve Cap Helical pattern

Yamaha-branded valve cap

- Billet aluminium valve cap with Yamaha logo
- Available in 3 colors: black, blue and red

Part numbers

90338-W1018-BU	Blue
90338-W1018-BL	Black
90338-W1018-RE	Red



Central Frame Skidplate

Provides rigid protection of the main frame

- Easy installation
- Mounting hardware included

Part numbers

BB5-F11A0-V0-00	Aluminium
-----------------	-----------

Optional parts

BB5-F31A0-V0-00	Front A-arm Skidplate
BB5-F21A0-V0-00	Rear A-arm Skidplate
BB5-F41A0-V0-00	Footboard Skidplates



Rear A-arm Skidplate

Provides rigid protection of the a-arms from rocks and tree

- Quick installation

Part numbers

BB5-F21A0-V0-00	Aluminium
-----------------	-----------

Optional parts

BB5-F31A0-V0-00	Front A-arm Skidplate
BB5-F11A0-V0-00	Central Frame Skidplate
BB5-F41A0-V0-00	Footboard Skidplates



Front A-arm Skidplate

Provides rigid protection of the a-arms

- Easy installation
- Extra protection

Part numbers

BB5-F31A0-V0-00	Aluminium
-----------------	-----------

Optional parts

BB5-F11A0-V0-00	Central Frame Skidplate
BB5-F21A0-V0-00	Rear A-arm Skidplate
BB5-F41A0-V0-00	Footboard Skidplates

Overfenders

Protects from water, mud and other trail debris

- Easy fit
- Overfenders follow the fender lines to create seamless design integration



Part numbers

BBS-F15E0-V0-00 Black

Heavy-Duty Front Brush Guard

Helps protect the front end, fenders, and headlights

- Direct replacement for stock front grab bar

Part numbers

BBS-F85F0-V0-00 Black



Footboard Skidplates

Provides rigid protection of the foot board area from rocks and tree

- Quick installation
- Additional mounting bracket included
- Left and right



Part numbers

BBS-F41A0-V0-00 Aluminium

Required parts

BBS-F11A0-V0-00 Central Frame Skidplate

Optional parts

BBS-F31A0-V0-00 Front A-arm Skidplate

BBS-F21A0-V0-00 Rear A-arm Skidplate

Front Brush Guard with Winch Mount

Without sacrificing any style, the Heavy Duty Front Grab Bar protects the front of the Kodiak 450. Guards the front end, fenders and headlights from brush and trail obstacles while complimenting the ATV styling

- Direct replacement for stock front grab bar, using stock mounts and hardware
- Integrated mount for easy and convenient installation of Warn AXON winch up to 3500 lb.
- Includes anchor points to securely tie down the front end
- All-steel 38mm tubing with E-Coated and textured powder coat that matches unit's racks for exceptional durability
- Conveniently add accessory LED POD lights with integrated mounts



Part numbers

B5R-F84L0-V0-00 Black

Optional parts

DBY-10260-40-00 VRX Winch with Wire Rope by WARN®

DBY-10260-30-00 VRX Winch with Wire Rope by WARN®

DBY-10583-00-00 Winch with Synthetic Wire Rope by WARN®

B5R-F84Y0-V0-00 Snow Plough Mount

Spot Light Kit

Enhances sight in low-light conditions with LED technology.



- Powerful spot light
- Easy installation with included hardware
- Easy installation using strong ThreeBond® adhesive for a permanent mount
- Powerful LED spot light with 18 leds
- Easy installation
- Ram mount with U bolt for rail mount included
- 12 volt output socket included
- Rubber ball absorbs shock and vibration
- Easily detachable from ram mount
- Weather-resistant rubber body shield
- On/off switch on the light
- Length of power cord is 125 cm - 175 cm
- 30 degrees beam
- Frosted lens
- 9 watts
- 1900 lumens
- 4500K colour temp

Part numbers

ABA-2HR35-10-00 Black

Heated Grips Hi/Lo

Highly increase your riding comfort.



- Special molded rubber grips for great feel
- Even and consistent heat distribution from unique Flex-circuit technology
- Totals 40 watts and draws less than 3 amps
- By Heat Demon

Part numbers

DBY-ACC56-00-44 Black

ATV Thumb Warmer by Heat Demon

Keeps riders thumbs warm in the cold weather.



- One adhesive-backed silicone thumb warmer
- The warmer features a simple hi/lo/off operation
- Plug and play

Part numbers

DBY-ACC56-00-47 Black

Optional parts

DBY-ACC56-00-44 Heated Grips Hi/Lo

Demon Quad Zone Heated Grips

Offers heated grips and heated thumb on ATV units



- Includes two heated clamp-on grips
- Quad Zone controller offers five levels of heat
- One adhesive-backed silicone thumb warmer
- Maximum 45 watts (20 per grip, 5 per thumb warmer) at 14 volt
- Customisable heat levels for each thumb
- Plug and play
- Fits 22mm handlebars

Part numbers

DBY-ACC56-00-46 Black

Optional parts

DBY-ACC56-00-48 ATV Seat Heater by Heat Demon®

ATV Seat Heater by Heat Demon®

A thin & flexible seat heater, that installs underneath stock seat cover and warms quickly



- Foam cover measures 305mm x 254mm
- Includes on/off switch
- Heater measures 254mm x 229mm
- Controller included
- ATV 4 zone grip heaters are sold separately

Part numbers

DBY-ACC56-00-48 Black

Optional parts

DBY-ACC56-00-47 ATV Thumb Warmer by Heat Demon
DBY-ACC56-00-46 Demon Quad Zone Heated Grips

Metric Tool Kit

Comprehensive tool set that prepares you for just about anything the road will throw at you..



- Includes ring, open end spanners 8, 10, 12 & 14, adjustable spanner, vice grips, 4 way Phillips, flat screw driver, sparkplug spanner and plu gap gauge
- Includes also a roll of black electrical tape, tyre pressure gauge, cable ties, wire, rag and #3, 4, 5 & 6 Allen keys
- Comes in a compact roll-up pouch
- Can easily be stowed away in your saddlebag, side case, top case, etc.

Part numbers

ABA-METRC-00-00 Black

YEC-50 Battery Charger UK SPEC

8-step charger that can charge the battery of your Yamaha motorcycle, scooter, ATV, SMB and/or marine products. Applicable to UK markets only.



- Unique battery charging technology. Fully automatic switch mode charger that analyses the state of the battery, charges and automatically switches to maintenance charging when ready
- Designed for safety: spark-free, protected from reverse polarity connections and short-circuit proof
- Light and compact; handy and easy to store
- Specially tested and approved by Yamaha service engineers to fit our range of motorcycles, scooters, ATV, SMB and other products
- 5 Amp maximum charge current
- Strongest in its class
- Shorter charging time
- Based on CTEK's test winning platform
- With UK-plug
- Combine it with the YEC quick connectors - the Built-in Panel Plug, Charger Indicator and Indicator Panel 150 - for reading the charge condition of your battery and/or for easier access between your Yamaha's battery and the YEC-50 charger

Part numbers

YME-YEC50-UK-10 Black

ATV Storage Cover

This ATV Storage Cover helps protect your ATV while in storage.

- Cover also fits with installed accessories

**Part numbers**

ATV-COVER-02-00	Black
-----------------	-------

Yamaha Cam Buckles Tie-downs

Strong and durable straps to tie your Yamaha or any other big object down tightly when transporting it in a van or trailer.

- Ease of operation; simple tensioning and one finger release
- Built-in soft hook on the fixed end for looping around handlebars, frame tubes, triple-tree clamps and other structural parts
- Zinc cam buckle is foreseen with a pressure plate to reduce webbing abrasion
- Features the Yamaha logo at intervals
- Assembly strength: 540kg (1,200lb)
- Working load limit: 180kg (400lb)
- Sold per set of two

**Part numbers**

ACC-05558-40-28	Blue
-----------------	------

Yamaha Ratcheting Tie-downs

Strong and durable straps to tie your Yamaha or any other big object down tightly when transporting it in a van or trailer.

- Ease of operation; simple tensioning and one finger release
- Built-in soft hook on the fixed end for looping around handlebars, frame tubes, triple-tree clamps and other structural parts
- Ratchet handle is foreseen of a rubber cover for a solid grip
- Features the Yamaha logo at intervals
- Assembly strength: 540kg (1,200lb)
- Working load limit: 180kg (400lb)
- Sold per set of two

**Part numbers**

ACC-05558-40-30	Blue
-----------------	------

Yamaha Racing Pit Mat

The Race Pit Mat is perfect for the garage, outdoors, or in the pits at the track to provide superior footing.

- Waterproof
- FIM approved
- Rubber backing
- Min. 1 liter oil absorption
- Size: 210 x 100 cm

**Part numbers**

YME-ENVIR-HQ-01	Blue
YME-ENVIR-HQ-00	Black



YEC-9 Battery Charger EU Spec

6-step charger that can charge the battery of your Yamaha motorcycle, scooter, ATV, SMB and/or marine products. Applicable to European markets only.

- With EU-plug
- Unique battery charging technology. Fully automatic switch mode charger that analyses the state of the battery, charges and automatically switches to maintenance charging when ready
- Designed for safety: spark-free, protected from reverse polarity connections and short-circuit proof
- Light and compact; handy and easy to store
- Specially tested and approved by Yamaha service engineers
- Includes battery testing and float maintenance
- Identifies fault battery
- Ensures full charge to prolong battery life time
- Based on CTEK's test winning charger platform
- Combine it with the YEC quick connectors - the Built-in Panel Plug, Charger Indicator and Indicator Panel 150 - for reading the charge condition of your battery and/or for easier access between your Yamaha's battery and the YEC-8 charger

Part numbers

YME-YEC09-EU-20 Black

Battery Charger CTEK CS ONE

Charger for all types of batteries. New durable design to make it easy to handle, with unique mounting system on the back for quick connection to CS accessories. It can be left safely connected for long periods during maintenance charging.



- Recond option to restore and recondition lead-acid batteries
- 12V supply to support the battery during service work and retain contact power to the vehicle during battery replacement / removal
- Wake up option to revive seemingly dead lithium and lead-acid batteries
- Advanced settings to monitor charger voltage & amperage

Part numbers

YME-YEC01-EU-00 Black

YEC-50 Charger EU Spec

8-step charger that can charge the battery of your Yamaha motorcycle, scooter, ATV, SMB and/or marine products.

- Unique battery charging technology
- Designed for safety
- Light and compact
- Specially tested and approved by Yamaha service engineers

Part numbers

YME-YEC50-EU-20 Black





Yamaha Sliding T-Driver Set

Very compact T-driver tool with all Yamaha size socket.

- Includes a 3/8" tip driver
- 8, 10, 12, 14, and 17mm sockets and 5 and 6mm hex bits and a #2 Phillips screwdriver bit
- A socket clip attaches to the driver to keep the sockets in order
- Rugged vinyl pouch keeps the tools protected

Part numbers

ACC-05558-40-67 Chrome



YEC-9 Charger UK Specification

6-step charger that can charge the battery of your Yamaha motorcycle, scooter, ATV, SMB and/or marine products.

- Designed for safety
- Combine it with the YEC quick connectors
- Specially tested and approved by Yamaha service engineers
- Unique battery charging technology
- Light and compact

Part numbers

YME-YEC09-UK-20 Black



Battery Charger CTEK CS ONE

Charger for all types of batteries. New durable design to make it easy to handle, with unique mounting system on the back for quick connection to CS accessories. It can be left safely connected for long periods during maintenance charging.

- Recond option to restore and recharge lead-acid batteries
- 12V supply to support the battery during service work and retain contact power to the vehicle during battery replacement / removal
- Wake up option to revive seemingly dead lithium and lead-acid batteries
- Advanced settings to monitor charger voltage & amperage

Part numbers

YME-YEC01-UK-00 Black



ATV Front Axle Drive Assemblies!

Should the day ever come that you need to replace a damaged axle assembly, you can now easily order the complete OEM axle assembly with one part number.

- Proven stock quality and durability
- Kit comes fully assembled
- No need to hassle with grease or special tools

Part numbers

ZUD-2518F-00-00

ATV Front Axle Drive Assemblies

Should the day ever come that you need to replace a damaged axle assembly, you can now easily order the complete OEM axle assembly with one part number.

- Proven stock quality and durability
- Kit comes fully assembled
- No need to hassle with grease or special tools

**Part numbers**

BB5-2518G-00-00

ATV Rear Axle Drive Assemblies

Should the day ever come that you need to replace a damaged axle assembly, you can now easily order the complete OEM axle assembly with one part number.

- Proven stock quality and durability
- Kit comes fully assembled
- No need to hassle with grease or special tools

**Part numbers**

BB5-2531H-00-00

VRX Winch Mount Kit by WARN®

The Front Winch Mount Kit includes everything needed to mount a VRX Series winch on the stock front grab bar.

- Mount plate
- Dedicated contactor mounting location for ease of installation
- Requires Wiring Kit (DBY-10198-00-00)

**Part numbers**

DBY-10600-10-00 Black

Required parts

DBY-10260-40-00	VRX Winch with Wire Rope by WARN®
DBY-10260-30-00	VRX Winch with Wire Rope by WARN®

Snow Plough Mount

Required to install the 54" snow plough

- Easy installation

**Part numbers**

B5R-F84Y0-V0-00 Black

Required parts

43P-F85B0-V0-00 Heavy Duty Plough Blade 54"

50mm Tow Ball

Designed and engineered with the capability to tow E1-certified trailers.



- Easy to mount
- Fits all OEM tow hook brackets
- Fits 20mm and 25mm diameter
- Approved to E1 certification standard

Heavy Duty Trailer Hitch

Allows to pull any trailer with a 50mm towball connection



- Installation in 5 seconds
- Several ways to fit on any ATV or Side by Side Vehicle
- 50mm towball included

Receiver Hitch

Allows the usage of a standard ball mount to tow a small trailer.



- Accepts 2" receiver and standard hitch pin
- Easy bolt-on of ball mount

Winch with Synthetic Wire Rope by WARN®

Combining a powerful motor and smart digital contactor into one, the Motactor™ on the AXON Winch with 15,2 meter of Synthetic Rope is perfect for extreme environments.



- 3500lbs = 1588kg
- 6,4mm of Spydura synthetic rope
- Motactor™ simplifies winch installation by 50%
- Monitor speed, load and motor temperature from winch remote
- Load limiter prevents overloading winch damage
- Rigid all-metal, waterproof construction
- New clutch design based on legendary WARN® 4WD hub lock design

Part numbers

YME-F85H0-00-01 Chrome

Part numbers

ATV-W0789-01-00 Black

Required parts

B16-F85H0-V0-00 Receiver Hitch

Part numbers

B16-F85H0-V0-00 Black

Optional parts

ATV-W0789-01-00 Heavy Duty Trailer Hitch

Part numbers

DBY-10583-00-00 Black

Required parts

DBY-10597-50-00 AXON Winch Wiring Kit by WARN®

Optional parts

B5R-F84L0-V0-00 Front Brush Guard with Winch Mount

43P-F85B0-V0-00 Heavy Duty Plough Blade 54"

WARN® Synthetic Rope

Synthetic replacement rope for the optional WARN® Vantage 2000 winch.

- Replaces steel wire for synthetic rope
- 3.9mm thick, 15m long

**Part numbers**

YME-89563-00-00	Grey
-----------------	------

Heavy Duty Plough Blade 54"

Super-handly tool suitable to shove snow, sand or gravel away with ease.

- Most versatile, durable and high-performance plough available on the market for many heavy-duty outdoor work
- Center cross member adds extra rigidity
- Boxed design contributes to extra support
- Thick and sturdy wear bar with steep angle for maximum surface scrapping
- Special low friction powder-coated finish prevents snow to stick to the blade
- Most complete plough due its ability to be applied with a variety of useful optional accessories such as the Plough Marker Set, Plough Blade Side Wall, Plow Lift Rope, etc. Please see enclosed application matrix for all available accessories
- Easy to mount

**Part numbers**

43P-F85B0-V0-00	Yellow
-----------------	--------

Required parts

ATV-84526-00-00	ProVantage Plough Pulley
B5R-F84Y0-V0-00	Snow Plough Mount

3500 lb. Wire Rope

Direct replacement for the wire rope of the WARN® winch

- Replacement part

**Part numbers**

DBY-10097-20-00	Black
-----------------	-------

VRX Winch with Wire Rope by WARN®

With its all-metal construction, the WARN® VRX Winch with 15,24meter of steel wire rope includes the new clutch developed from the WARN® 4WD hub lock design.

- Upgraded waterproof contactor IP68
- 3500lbs = 1587kg
- 5,6 mm x 15,24 meter steel wire rope
- Automatic load-holding brake for precise control
- Durable all-metal three-stage planetary gear train
- IP68-rated waterproof winch sealing
- Black powder-coated finish for corrosion resistance

**Part numbers**

DBY-10260-40-00	Black
-----------------	-------

Required parts

DBY-10600-10-00	VRX Winch Mount Kit by WARN®
-----------------	------------------------------

Optional parts

B5R-F84L0-V0-00	Front Brush Guard with Winch Mount
-----------------	------------------------------------

VRX Winch with Wire Rope by WARN®



With its all-metal construction, the WARN® VRX Winch with 50 feet of wire rope includes the new clutch developed from the WARN® 4WD hub lock design.

- Upgraded waterproof contactor IP68
- 2500lbs = 1134kg
- 4,88 mm x 15,24 meter steel wire rope
- Automatic load-holding brake for precise control
- Durable all-metal three-stage planetary gear train
- IP68-rated waterproof winch sealing
- Black powder-coated finish for corrosion resistance

ProVantage Plough Pulley

The plough pulley provides a better control of plow blade while reducing the stress on the components.



- Doubles the lifting advantage and slows down the blade movement.
- Contributes to longer rope life.
- Reducing load and bend over angle.
- Will not work with the Power Pivot or a Power Lift.

AXON Winch Wiring Kit by WARN®

The AXON Winch Wiring Kit includes everything needed to wire an AXON Series winch.



- Digital handlebar-mounted
- Unit-specific wiring and Yamaha connectors
- Requires accessory Front Grab Bar (B5R-F84L0-V0-00)

Part numbers

DBY-10260-30-00 Black

Required parts

DBY-10600-10-00 WRX Winch Mount Kit by WARN®

Optional parts

B5R-F84L0-V0-00 Front Brush Guard with Winch Mount

Part numbers

ATV-84526-00-00 Black

Required parts

43P-F85B0-V0-00 Heavy Duty Plough Blade 54"

Part numbers

DBY-10597-50-00 Black

Required parts

B5R-F84L0-V0-00 Front Brush Guard with Winch Mount

DBY-10583-00-00 Winch with Synthetic Wire Rope by WARN®

UMX AC



FusionFit™ Bed Attachment Kit

Our FusionFit™ Bed Attachment Kit will help keep your tools always at-the-ready. Yamaha's FusionFit™ accessory system provides a tool-less design that allows you to "click and go" with only a quarter turn. An integrated padlock slot gives you the option to easily secure your cargo and go

- Integrated tie-down point (no additional mounts needed)
- Secure your precious cargo with the integrated padlock slot
- Unique toolless design that allows adjustment "on-the-fly"
- Quick, intuitive and easy to operate
- Rubber pads and adjustable clamp prevents slip

Part numbers

J0G-F34A0-V0-00 Black



ATV TEK FlexGrip™ Pro Single

Despite the bumpiest terrain your gun, bow, ice auger, etc. will be in the exact place you originally put it in by the end of your journey.

- Fits all Utility ATV Racks
- Fits any FlexGrip™ product
- Provides an additional 16" of horizontal adjustability once

Part numbers

ABA-FFG10-00-00 Black

Optional parts

ABA-VFG20-00-00 ATV TEK FlexGrip™ Pro Double

ABA-VFG20-00-00 ATV TEK V-Grip™ Double



ATV TEK FlexGrip™ Pro Double

The same benefits of the Pro Single but multiplied by two. Despite the bumpiest terrain your gun, bow, ice auger, etc. will be in the exact place you originally put it in by the end of your journey

- Fits any FlexGrip™ product
- Provides an additional 16" of horizontal adjustability once
- Fits all Utility ATV Racks

Part numbers

ABA-FFG20-00-00 Black

Optional parts

ABA-VFG20-00-00 ATV TEK V-Grip™ Double

ABA-FFG10-00-00 ATV TEK FlexGrip™ Pro Single

Conflicting parts

ABA-VFG20-00-00 ATV TEK V-Grip™ Double



ATV TEK V-Grip™ Double

A true custom fit for your tools that attaches to the FusionFit™ Bed Rail Attachment Kit. Experience effortless installation, solid mounting, and easily adjustable knobs for quick, tool-free alterations while on the move. Includes forks (2), mounting blocks (2), rubber snubbers (2), and all necessary mounting hardware for easy installation.

- Improved tubular and composite rack mounting system

Part numbers

ABA-VFG20-00-00 Black

Optional parts

ABA-FFG20-00-00 ATV TEK FlexGrip™ Pro Double

ABA-FFG10-00-00 ATV TEK FlexGrip™ Pro Single

Conflicting parts

ABA-FFG20-00-00 ATV TEK FlexGrip™ Pro Double



Rear Cargo Box

This heavy-duty, durable cargo box allows you to take along your essentials for the ride or the job. Doubles as a non-insulated cooler with integrated drain plug for those long workdays or outings into the woods. Designed to fit perfectly in-between the bed rails and attaches using OE bed box mounting bolts. Works great with or without Yamaha's bed mat (sold separately).

- 115L Capacity
- Easy access to cargo
- Lid remains open past the 90° angle position
- Lockable lid (includes space for an optional padlock)
- Water- & dust-resistant, sealed lids utilize rubber straps
- No interference with tilting bed and fold-down tailgate function
- Securely mounts using 3 OE bed box bolts
- Constructed of durable, ABS plastic

Part numbers

J0G-F83P0-V0-00 Black



Side Step Bars

Experience easier entry and exit while adding protection for on- and off-course ventures. Designed to seamlessly integrate with the underside of the footrest and protect the side sill all while complementing the style of the UMX's aggressively edgy look. Pairs perfectly with the tubular rear brush guard and front brush guard (sold separately). Kit includes side steps, mounting hardware and detailed installation instructions.

- Manufactured from welded mild steel
- Durable texture surface matches OE roof supports and arm rests
- E-coat and satin, black powder-coated finish
- Solid mounting to frame
- Supports up to 136kg

Part numbers

J0G-F11E0-V0-00 Black



10" 12-Spoke J-Series All-Terrain Alloy Wheel

Make going off trail a breeze with this 12-Spoke J-Series All-Terrain Alloy Wheel Assembly that offers increased traction in a ready-to-rumble package!

- Stylish & lightweight

Part numbers

GCA-J2G51-00-SL	Chrome
-----------------	--------



CIPA® Suction Cup Mirror

No holes to drill, no tools required, no scratching! Attaches to any clean, smooth, non-porous surface. Dash, console, or windshield mount. Fully adjustable 10,1cm x 20,3cm mirror.

- Easy fitment thanks to specific design

Part numbers

SBT-11050-00-10	Black
-----------------	-------

Aluminium Valve Cap Knurled Pattern

Yamaha-branded valve cap

- Billet aluminium valve cap with Yamaha logo
- Available in 3 colors: black, blue and red

Part numbers

90338-W1016-BL	Black
----------------	-------

90338-W1016-BU	Blue
----------------	------

90338-W1016-RE	Red
----------------	-----



Aluminium Valve Cap Helical pattern

Yamaha-branded valve cap

- Billet aluminium valve cap with Yamaha logo
- Available in 3 colors: black, blue and red

Part numbers

90338-W1018-BU	Blue
----------------	------

90338-W1018-BL	Black
----------------	-------

90338-W1018-RE	Red
----------------	-----





Tubular Front Brush Guard

This rugged tubular Front Brush Guard is designed to provide additional protection while you venture on and off the trail. It is designed to seamlessly integrate with the front profile of the UMX while adding tough, aggressive styling. Helps protect the grill, hood and cowl while complementing the bold styling of your Yamaha. Perfectly complements tubular rear brush guard (sold separately). The kit includes front brush guard, mounting hardware, and detailed installation instructions.

- Durable 1½" bent steel tubing construction
- 1½" diameter tubing fits a wide variety of mounts to add auxiliary lighting
- 3mm thick mounting tabs
- 2.3mm thick fuse link bracket for added occupant safety
- Easily mounts to OE frame rail using 4 bolts
- Reuses OE skid plate
- Uses factory-drilled holes for easy installation
- E-coat and satin, black powder-coated finish
- Durable texture surface matches OE roof supports and arm rests

Part numbers

J0G-F85F0-V0-00 Black



Cargo Bed Mat

Protect the cargo bed floor of your UMX with our super tough and durable cargo bed mat. Made from proprietary 10mm thick, reinforced, Nyracord-like engineered rubber. Bold styling matches the unit look and aggressive lug pattern helps prevent cargo from sliding in the bed area.

- Features durable 10mm thick proprietary engineered rubber
- Prevents bed floor area from accelerated wear
- Reduces noise and resonance when cargo is being transported
- Large lugs for superior traction
- Molded-in Yamaha logomark
- Pre-cut channels for bed box bolts secure mat
- Easy to remove and clean

Part numbers

J0G-F7302-V0-00 Yamaha Black



UMAX deFender Jr.

Defend yourself and your UMAX against mud, water, and debris with this four-piece fender kit. This kit is made of highly durable materials and made to integrate perfectly with the hard-work-ready look and feel of your UMAX.

- Durable, textured surface
- Extends fender by 1.5
- Matches UMAX grill, dash, bed cover, beverage holder color
- Drilling of fenders required for installation
- Constructed of tough HMWPE plastic
- Mounts with TUFLOK® rivets for secure attachment

Part numbers

J0G-F15E0-V0-00 Black



Tubular Rear Brush Guard

This rugged tubular Rear Brush Guard is designed to provide additional protection while you venture on and off the trail. It was designed to seamlessly integrate with the rear profile of the UMX while adding tough, aggressive styling. Helps protect the rear and side panels while complementing the body lines of your Yamaha. Perfectly complements tubular front brush guard (sold separately). Kit includes rear brush guard, mounting hardware, and detailed installation instructions.

- Durable 1½" bent steel tubing construction
- 1½" diameter tubing fits a wide variety of mounts to add auxiliary lighting
- 3mm thick mounting tabs
- Easily mounts to OE frame rail using 4 bolts
- Uses factory-drilled holes for easy installation
- E-coat and satin, black powder-coated finish
- Durable texture surface matches OE roof supports and arm rests

Part numbers

J0G-F85F0-S0-00 Yamaha Black



Wide Off Road Overfenders

Defend yourself and your UMX against mud, water, and debris with this four-piece kit. Designed to integrate perfectly with the hard-work-ready look and feel of the UMX. Kit includes all four (4) overfenders, mounting hardware and detailed installation instructions.

- Extends fender by 2"
- Durable 4mm thermoformed construction
- Constructed of tough HMWPE plastic
- Mounts with TUFLOK® rivets for secure attachment

Part numbers

J0G-F15E0-T0-00 Black



UMX Rear Taillight (Pair) - Rear Taillights Only

The UMX Rear Taillights make your UMX visible when operating at night or in low-light conditions. These are outfitted with a GORE-TEX® patch to prevent moisture or condensation related damage. Stop and turn signal functions require the Premium Upgrade Light Kit (J0G-H4503-T0-00) or the Ultra-Premium Upgrade Light Kit (J0G-H4503-S0-00), both sold separately. Taillights are included in both upgrade kits.

- Meets ANSI/ILTV Z135-2012 and SAE J588 and SAE J588
- 38 SMD® LEDs (each light)
- 0.46 A/light at 13.8v or 0.35 A at 12v
- LED IP-Rating – IP67
- Bezel and housing made from polycarbonate

Part numbers

J0G-H4503-V0-00 Red

Hour & Tacho Meter

Meter to help you to keep track of your engine's operating hours.



- Includes pre-programmed service intervals at 10 hours (initial) and every 50 hours thereafter
- A flash alert displays for a 2-hour period upon reaching the specified interval
- Works with all Yamaha 4-stroke models, including Yamaha gasoline generators and pumps

Part numbers

ENG-METER-4C-01 Black

High/Low headlight switch

The High/Low headlight switch offers the options for high- or low-beam lighting with our Headlight High/Low Switch, while being rugged and easy to install. Dual Seal Protection seals out water, dust, and debris (IP66/68-rated).



- Blue LED illumination with high-beam indicator icon
- Fits the standard opening, Rated 20 [A] at 12 [V] DC.
- Dual Seal Protection seals out water, dust, and debris
- IP66/68-rated, for front panel component

Part numbers

J0G-H25A0-V0-00 Black

USB Port

USB connection with controller, making it possible to connect smartphones and tablets.



- Charges any device while playing your round!

Part numbers

GCA-J0C70-00-00 Black

Metric Tool Kit

Comprehensive tool set that prepares you for just about anything the road will throw at you..



- Includes ring, open end spanners 8, 10, 12 & 14, adjustable spanner, vice grips, 4 way Phillips, flat screw driver, sparkplug spanner and plu gap guage
- Includes also a roll of black electrical tape, tyre pressure gauge, cable ties, wire, rag and #3, 4, 5 & 6 Allen keys
- Comes in a compact roll-up pouch
- Can easily be stowed away in your saddlebag, side case, top case, etc.

Part numbers

ABA-METRC-00-00 Black

Battery Charger CTEK CS ONE

Charger for all types of batteries. New durable design to make it easy to handle, with unique mounting system on the back for quick connection to CS accessories. It can be left safely connected for long periods during maintenance charging.

- Recond option to restore and recondition lead-acid batteries
- 12V supply to support the battery during service work and retain contact power to the vehicle during battery replacement / removal
- Wake up option to revive seemingly dead lithium and lead-acid batteries
- Advanced settings to monitor charger voltage & amperage

**Part numbers**

YME-YEC01-UK-00	Black
-----------------	-------

YEC-50 Battery Charger UK SPEC

8-step charger that can charge the battery of your Yamaha motorcycle, scooter, ATV, SMB and/or marine products. Applicable to UK markets only.

- Unique battery charging technology. Fully automatic switch mode charger that analyses the state of the battery, charges and automatically switches to maintenance charging when ready
- Designed for safety: spark-free, protected from reverse polarity connections and short-circuit proof
- Light and compact; handy and easy to store
- Specially tested and approved by Yamaha service engineers to fit our range of motorcycles, scooters, ATV, SMB and other products
- 5 Amp maximum charge current
- Strongest in its class
- Shorter charging time
- Based on CTEK's test winning platform
- With UK-plug
- Combine it with the YEC quick connectors - the Built-in Panel Plug, Charger Indicator and Indicator Panel 150 - for reading the charge condition of your battery and/or for easier access between your Yamaha's battery and the YEC-50 charger

**Part numbers**

YME-YEC50-UK-10	Black
-----------------	-------

YXZ1000R SS



GYTR® Racing Kit Stage 1 – MY19-Current

The GYTR® Racing Kit stage 1 (MY19-Current) includes all mandatory equipment based on the FIA (Fédération Internationale de l'Automobile) T4 regulations for Side-by-Sides. Equipped with this kit, the YXZ1000R is ready to compete in most competitions under National Sports Authorities and FIM. Thanks to the plug-and-play design, no welding or modifications to the chassis are required. Together with the full assembly instructions, this allows any Yamaha SSV dealer or experienced mechanic to finish installation in about 16 hours.

The GYTR Racing Kit opens up a new world of Rally racing and offers a strong base for further improving skills and vehicle performance, for entry-level and experienced drivers.

This Stage 1 kit is developed for models with a rear-mounted radiator and is suitable for YXZ1000R models after and including MY2019.

The kit contains:

- Bolt-on FIA Certified Safety cage, powder-coated in black
- Sparco EVO race seats in easy to clean Skai material and custom seat mounts
- 6 point safety harnesses
- Powder-coated Aluminium Sunroof and firewalls
- Roof-mounted air scoop for improved radiator cooling
- Spare Tire Mount For 2 Spare Tires
- Electrically operated Main Power Cut Off Switch
- Wire Harness with switch panel and fuse box for added features prepared to include 7 additional functions such as GPS, Intercom, lights. (not included)
- Custom sized Window Nets for perfect fitment
- Mud flaps front and rear
- 4mm Aluminium Skid Plate Set
- 6mm Aluminium Skid Plate Set For Protection Of The Fuel Tank Area
- Steel drive shaft tunnel
- Front and rear Tow Eyes
- Seat Belt Cutters
- Safety cage Padding
- Manually Operated Fire Extinguisher (FIA 8865-2015 compliant)
- Step by step Assembly instructions including templates
- Co-driver dashboard
- LED safety light top rear
- FIA mandatory safety stickers
- For closed-course competition use only

Part numbers

B5H-RALLY-KT-01

Optional parts

B5H-F4240-00-00 GYTR® Sticker Kit



GYTR® Racing Kit Stage 2 FIA

The GYTR® Racing Kit Stage 2 FIA is additional to the GYTR Racing Kit Stage 1 (2HCRALLYKT01 / B5HRALLYKT01) and includes those items that are mandatory for the FIA European or World Cross-country cups. With both kits installed, the YXZ1000R complies fully with the FIA T4 requirements. The Stage 2 kit includes plug-and-play fuel cells, an automatic fire extinguisher system and an additional bulkhead section behind the seats.

This kit includes:

- Plug-and-play fuel cells without modifications to the chassis - the fuel cells are FIA 8865-2015 compliant
- Double fuel cells with a total capacity of 64 litres to conquer cross-country stages
- The OEM in-tank fuel pump from the YXZ1000R is used. The second tank is prepared to install an optional spare OEM fuel pump. (Not supplied with this kit)
- Ultra-light, electrically activated fire extinguisher system, FIA 8865-2015 compliant
- Solid block-machined nozzles containing all-metal connectors
- Universal steering wheel protection pad with mounting straps

Sport Pack

Upgrade your Side-by-Side with the Sport Pack for the YXZ1000R. Pack includes: Center Mirror, Front Grab Bar, Front A-Arm Skidplates, Hard Sun-Top Roof, Folding Front Windshield, Soft Rear Window and Spare Tire Mount.

Part numbers

B5H-RALLY-KT-02

Part numbers

VPR-VYXZ0-01-00

Conflicting parts

B8S-F6206-V0-00	Centre Mount Mirror
B5H-K750A-V0-00	Soft Rear Window
BAS-F84L0-T0-00	Front Grab Bar with Winch mount
2HC-K75J0-V1-00	Spare Tyre Mount
B57-F31A0-V0-00	Front A-arm guards
B5H-K84A0-V0-00	Hard sun top
B5H-F83J0-V0-00	Folding Windshield

Part numbers

90798-33601-00 Titanium

Full Titanium Racing Exhaust System

This system provides more power and weight reductions to suite racing requirements

- quick installation
- long maintenance interval
- easy maintenance with repack filling like MX muffler
- 5kg weight reduction
- power increase
- competition use only

Disclaimer

This is a non Yamaha branded product and is fully developed and produced by Akrapovič.



Repack Kit Muffler

To be used to repack muffler to keep maximum performance and lowest noise level



- Easy installation
- New rivets included
- Packing included

Disclaimer

This is a non Yamaha branded product and is fully developed and produced by Akrapovič.

Part numbers

90798-33601-01 White

Rear Cargo box

Secure your essentials when venturing out in your side-by-side! This cargo box maximizes the storage space without sacrificing the styling of the YXZ®.



- Capacity: approximately 127 liter
- Constructed of tough, linear, low-density polyethylene
- Water and dust-resistant
- Lockable lid (includes space for an optional padlock)
- Non-reflective surfaces
- Helps prevent cargo contamination
- Lid stays open past 90° angle position for easy access to cargo

Part numbers

B5H-F83P0-V0-00 Black

ATV TEK V-Grip™ Double

A true custom fit for your tools that attaches to the FusionFit™ Bed Rail Attachment Kit. Experience effortless installation, solid mounting, and easily adjustable knobs for quick, tool-free alterations while on the move. Includes forks (2), mounting blocks (2), rubber snubbers (2), and all necessary mounting hardware for easy installation.



- Improved tubular and composite rack mounting system

Part numbers

ABA-VFG20-00-00 Black

Optional parts

ABA-FFG20-00-00 ATV TEK FlexGrip™ Pro Double

ABA-FFG10-00-00 ATV TEK FlexGrip™ Pro Single

Conflicting parts

ABA-FFG20-00-00 ATV TEK FlexGrip™ Pro Double

ATV TEK FlexGrip™ Pro Double

The same benefits of the Pro Single but multiplied by two. Despite the bumpiest terrain your gun, bow, ice auger, etc. will be in the exact place you originally put it in by the end of your journey



- Fits any FlexGrip™ product
- Provides an additional 16" of horizontal adjustability once
- Fits all Utility ATV Racks

Part numbers

ABA-FFG20-00-00 Black

Optional parts

ABA-VFG20-00-00 ATV TEK V-Grip™ Double

ABA-FFG10-00-00 ATV TEK FlexGrip™ Pro Single

Conflicting parts

ABA-VFG20-00-00 ATV TEK V-Grip™ Double



ATV TEK FlexGrip™ Pro Single

Despite the bumpiest terrain your gun, bow, ice auger, etc. will be in the exact place you originally put it in by the end of your journey.

- Fits all Utility ATV Racks
- Fits any FlexGrip™ product
- Provides an additional 16" of horizontal adjustability once

Part numbers

ABA-FFG10-00-00 Black

Optional parts

ABA-FFG20-00-00 ATV TEK FlexGrip™ Pro Double

ABA-VFG20-00-00 ATV TEK V-Grip™ Double



Helmet holder

Offer a simple and easy storage solution for your helmets in between Rides

- Rugged aerospace aluminum construction
- Hangers mount under the hard suntop for convenient access

Part numbers

B57-F1308-V0-00 Black

Optional parts

B57-F11G0-V0-00 Interior padding kit



Soft Side Cooler

Ideal for keeping your beverages and snacks cool while out on the trail, on the water or for any other outdoor activity.

- Includes a shoulder strap
- Includes Yamaha logo bottle opener
- Waterproof liner and high-density insulation
- Zippered storage compartment easily holds 24 cans including ice
- Securely held with a four point, quick release tie-down

Part numbers

B8K-F847U-V0-00 Black



Wire Rope by WARN® - 2500 lb

Direct replacement for the wire rope of the WARN® 2500 lb. winch.


- Durable construction

Part numbers

DBY-60076-00-00 Silver

Yamaha Center Mirror

Provide superior optical clarity and exceptional scratch resistance.



- Requires mounting bracket for installation
- Tool-less angle adjustment
- 38mm clamps
- Glass construction provide excellent optical clarity
- Scratch resistance and no disortion
- Composite polymer Injection molded body construction

Part numbers

BAS-F6206-V0-00 Black

Required parts

BAS-F621H-V0-00 Yamaha center mirror bracket
 BAS-K7135-V0-00 Yamaha Universal Mirror Clamp 38mm

Optional parts

BAS-F621H-V0-00 Yamaha center mirror bracket

Yamaha center mirror bracket

Provide superior optical clarity and exceptional scratch resistance.



- All steel construction for durability and minimal vibration
- Exceptional rust and weather durability by being both e-coated and powder coated
- No drilling required
- All hardware included

Part numbers

BAS-F621H-V0-00 Black

Centre Mount Mirror

Extra strong and durable mirror.



- Polymer housing for strength, durability and light weight
- Includes CNC-machined from 6061 T6 aluminum Assault Industries® 38mm bracket
- Trail-tested to cope with harsh rides
- Developed by Assault Industries®

Part numbers

B85-F6206-V0-00 Black

Conflicting parts

VPR-VYXZ0-01-00 Sport Pack

Center Gauge Pod

This stylish pod mounts effortlessly to the dash and complements the styling of the unit. Located in the perfect spot to not diminish visibility and is easily accessible. Includes a blank faceplate with multiple cut locations, giving you the ability to mount various combinations of gauges and switches.



- Constructed from polypropylene
- Large enough to mount 2" gauges
- Does not interfere with access panels and/or service items
- Includes a blank faceplate with multiple cut locations

Part numbers

B5H-H35B0-V0-00 Black



Universal Phone Clamp Plus

The Universal Phone Clamp is designed to fit your smartphone with or without standard phone cases. Engineered with high-quality materials, the Universal Phone Clamp will ensure a tight and secure grip on your device while you focus on the road.

- Adaptable to phones of 56 to 82 mm
- An essential tool for hands-free convenience
- Slim and lightweight design
- Adjustable system
- Non slip TPU grip inserts
- Connectable to SP Connect standard and Plus Quick & Secure mounting system

Protection Case Smart Phone

The slim and functional case protects your smartphone at all times and lets you mount it to the wide variety of SP Connect™ PLUS mounts. Securely mount your phone with its patented twist-to-lock mechanism

- Use of all ports and buttons
- 3-layer case construction for ultimate safeguarding
- Functionality of wireless charging is not impaired
- Slim and lightweight design
- Protective and functional



Phone Protection Case

The slim and functional phone case protects your smartphone at all times and lets you mount it to a wide variety of mounts and various SP Connect™ compatible devices. Securely mount your phone with its patented twist-to-lock mechanism.

- Slim, protective and functional
- 3-layer case construction for ultimate safeguarding
- Use of all ports and buttons
- Functionality of wireless charging is not impaired



Part numbers

YME-FUPCL-P0-00	Black
-----------------	-------

Part numbers

YME-FCASP-91-50	Black
YME-FCASP-91-60	Black
YME-FCASP-91-40	Black
YME-FCASP-92-10	Black
YME-FCASP-91-80	Black
YME-FCASP-91-90	Black
YME-FCASP-91-70	Black

Part numbers

YME-FCAS9-00-00	Samsung S8/S9
YME-FCAS9-93-00	Black
YME-FCAS9-94-00	Black
YME-FCAS9-60-00	Samsung S20
YME-FCASA-50-00	iPhone 11 Pro / XS / X
YME-FCAS9-20-00	Samsung S8+ / S9+
YME-FCAS9-30-00	Samsung S10
YME-FCAS9-50-00	Samsung S10E
YME-FCAS9-40-00	Samsung S10+
YME-FCAS9-80-00	Samsung S20 Ultra
YME-FCAS9-70-00	Samsung S20+
YME-FCAS9-00-02	Samsung S21
YME-FCAS9-70-02	Samsung S21 Plus
YME-FCASA-70-02	iPhone 12 / Pro
YME-FCASA-90-02	iPhone 12 Pro Max
YME-FCAS9-01-00	Samsung S20 FE
YME-FCAS9-90-00	Samsung S21 Ultra
YME-FCASA-95-00	iPhone 12 Mini
YME-FCASA-94-00	iPhone13 Pro Max
YME-FCASA-93-00	iPhone 13 / Pro
YME-FCASA-92-00	iPhone 13 Mini
YME-FCASA-91-00	iPhone 13
YME-FCAS9-91-00	Black



Spare Tyre Mount

This rotating Spare Tire Mount allows the transport of a spare wheel and tire for long rides or rough terrain; giving you peace of mind that you've got a back-up if needed.

- Swivels outward to access the accessory Cargo Box
- Securely locks in the closed position
- Has a special feature that keeps the mount locked in the open position when you have it swiveled outward, so you can freely access the bed area
- Can mount up to a 30" tyre
- Secures spare tyre with a wing-type speed bolt and a cone
- Wheel and tyre not included

Part numbers

2HC-K75J0-V1-00 Black

Optional parts

2HC-F85E0-V0-00 Rear Grab Bar

B5H-F83P0-V0-00 Rear Cargo box

Conflicting parts

VPR-VYXZ0-01-00 Sport Pack



Yamaha Universal Mirror Clamp 38mm

Steel clamp will allow you to mount the Yamaha Center Mirror (sold separately) to any 38mm Bar

- Powder coated steel construction
- Simple 1 bolt installation
- Stainless Steel hardware
- Universal adjustment

Part numbers

BAS-K7135-V0-00 Black

Required parts

BAS-F6206-V0-00 Yamaha Center Mirror



Side View Mirrors

The Yamaha-designed, developed, and tested Side View Mirrors provide an excellent view and unmatched durability. The wide-angle, distortion-free glass viewing area provides great clarity and rearward visibility. Automotive-style fold-away action provides added convenience when pulling in enclosed trailers or on tight trails by reducing the need to readjust the viewing area after folding back. Ultra-tough die-cast aluminum pivots provide the durability you come to expect from Yamaha.

- Mounts are sold separately and are model specific
- Scratch resistant glass
- Automotive Fold-away action
- Die-cast aluminium pivot mechanism
- Wide angle provides the optimal distortion-free view for off road use

Part numbers

B4M-F62A0-V0-00 Black



Aluminium Valve Cap Knurled Pattern

Yamaha-branded valve cap

- Billet aluminium valve cap with Yamaha logo
- Available in 3 colors: black, blue and red

Part numbers

90338-W1016-BL	Black
90338-W1016-BU	Blue
90338-W1016-RE	Red



Aluminium Valve Cap Helical pattern

Yamaha-branded valve cap

- Billet aluminium valve cap with Yamaha logo
- Available in 3 colors: black, blue and red

Part numbers

90338-W1018-BU	Blue
90338-W1018-BL	Black
90338-W1018-RE	Red



Rear Grab Bar

Designed to protect the rear end section of your Yamaha.

- Made of 2mm thick steel tubing and sheet metal
- Black satin powder-coat finishing helps to ensure long life
- Extends down the frame tube for additional coverage
- Utilizes two mounting points and two clamps for a strong mount

Part numbers

2HC-F85E0-V0-00	Black
-----------------	-------

Optional parts

2HC-K75J0-V1-00	Spare Tyre Mount
-----------------	------------------



Interior padding kit

Gives the rider and passenger more comfort especially beneficial during rough riding conditions

- Attractive styling matches any model color
- black piping with a carbon fiber-look texture
- High-quality heat-resistant adhesive
- Includes padding for doors and transmission tunnel

Part numbers

B57-F11G0-V0-00	Black
-----------------	-------

Optional parts

B57-F1308-V0-00	Helmet holder
-----------------	---------------



Overfenders

Four-piece overfender set for added protection and looks.

- Provides additional protection from mud and water
- Integrated design enhances sporty styling of the YXZ1000R
- Durable and long-lasting
- Includes stainless steel bolts for secure attachment to the vehicle

Part numbers

2HC-F15E0-V0-00 Black

Front A-arm guards

These lightweight high-impact plastic (HMWPE) guards provide additional protection to the front A-Arms, steering, and drive components.

- Ultra-thick and shatterproof to glide over obstacles
- Provides additional protection for CV boots
- Recessed stainless steel mounting hardware included
- No drilling required

Part numbers

B57-F31A0-V0-00 Black

Conflicting parts

VPR-VYXZ0-01-00 Sport Pack



Folding Windshield

The YXZ@1000R Folding Windshield provides protection and versatility for changing weather conditions all thanks to its convenient folding design. Fold the hard coated polycarbonate panels up, down, or simply tip out for various climate conditions.

- Built-in kickstands for tip out functionality open the bottom 2" for airflow
- Provides protection from wind, rain, leaves, branches, brush, and other trail debris
- Superior scratch resistance
- Highly recommended to be used with our accessory Soft Side Covers (B5HF17B0V000), sold separately

Part numbers

B5H-F83J0-V0-00 Transparent

Optional parts

B5H-K750A-T0-00 Hard rear window

B5H-K750A-V0-00 Soft Rear Window

B5H-K84A0-V0-00 Hard sun top

B5H-F17B0-V0-00 Soft side covers

Conflicting parts

VPR-VYXZ0-01-00 Sport Pack

Rubber Pull Strap for Folding Windshield

Replacement Part for Folding Windscreen

-

Part numbers

2HC-F15A2-V0-00 Black



Hard rear window

keeps the dust down and wind at bay inside the rider area



- Simple clamp mounting for easy install
- Rubber dampeners reduce noise
- Made of polycarbonate
- Dealer installation recommended

Soft Rear Window

Provides years of added protection from wind, rain, and debris.



- made of Sur Last® 600D all-weather, mildew, and fade-resistant fabric
- clear polished vinyl window that will not yellow over time
- Zippered storage compartment between the seats
- Clear window can be rolled up for air movement in the cab
- Prevents "dust swirling" from the back of vehicle
- Solution dyed the dye solution is 100% through the thread

Hard sun top

provides optimal shade while also adding protection from low hanging trees and brush along the trails



- One part for simple installation and no leaky seams
- Integrated wiring paths
- Includes all necessary hardware needed for installation
- Designed to work perfectly with the accessory Soft Side Cove

Soft side covers

Protect occupants from rain, wind, mud, and light trail debris



- Quick snap-on/pull-off installation
- Zippers operate in conjunction with doors for easy in/out access
- Windows can be rolled up and secured with straps
- Made of durable Sur Last® 300D and clear vinyl
- Attaches with hook-and-loop and permanent riveted snaps
- All components are rust and UV-resistant
- Dealer installation recommended

Part numbers

B5H-K750A-T0-00 Transparent

Optional parts

B5H-F83J0-V0-00 Folding Windshield

Part numbers

B5H-K750A-V0-00 Transparent

Optional parts

B5H-K84A0-V0-00 Hard sun top

B5H-F83J0-V0-00 Folding Windshield

Conflicting parts

VPR-VYXZ0-01-00 Sport Pack

Part numbers

B5H-K84A0-V0-00 Black

Optional parts

B5H-K750A-V0-00 Soft Rear Window

B5H-F83J0-V0-00 Folding Windshield

B5H-F17B0-V0-00 Soft side covers

Conflicting parts

VPR-VYXZ0-01-00 Sport Pack

Part numbers

B5H-F17B0-V0-00 Black

Optional parts

B5H-K84A0-V0-00 Hard sun top

B5H-F83J0-V0-00 Folding Windshield

High Output HALO LED Light Bar (27")

70cm HALO LED bar for excellent visibility during the day and night.



- 10W Cree® LEDs, 0.4W HALO LEDs
- 50,000 hour life span
- Aluminum extruded housing
- Flexible mounting base with lateral mounting capability
- Vehicle wiring harness with roof grommet
- Illuminated 3-position switch
- Low power "Halo Only Mode"
- Halos can be used as daytime running lights
- Beam configuration: 4 Flood, 8 Spot, 4 Flood
- Custom Yamaha end caps and front covers

Part numbers

2HC-H4104-T0-00 Black

LED Light Flood

Provides additional visibility where the headlights cannot reach.



- 10W LED's with low power consumption
- Ideal in case you prefer wide beam visibility
- 360° adjustability
- Can be mounted on any flat area
- Sold per set and include a harness and switch
- 63mm

Part numbers

2HC-H4104-L0-00 Black

Optional parts

2HC-F34A0-V0-00 Mount Clamps

60W Led light bar 15"

Drawing from our experience with Yamaha's YXZ1000R light bars, we are proud to offer this LED light Bar for your Wolverine X4. You get the complete lighting solution you would expect from Genuine Yamaha accessories but at a fraction of the cost.



- 12 - 5W Cree® LEDs
- Newly designed wide spot reflector for improved light dispersion
- 50,000 hour life span
- Aluminum extruded housing
- Custom Yamaha end caps
- Flexible mounting base with lateral mounting capability
- Vehicle wiring harness with roof grommet
- Illuminated 2-position switch
- Low power consumption
- Beam configuration: 4 wide spot, 4 spot, 4 wide spot (16")
- Includes mounts

Part numbers

BG4-H4104-V0-00 Black

ATV/Side-by-Side Starter Motor Assemblies

OEM Part

- Direct Yamaha Genuine stock replacement



Part numbers

2HC-81890-00-00 Aluminium

Front Mount Pod Lights

These front-mounted pod lights are a stock feature on SE models and will offer extra visibility in darkness

- Two 5 W Cree® LEDs
- An integrated mounting solution
- Marine-grade wiring and switches needed for installation



Part numbers

B5H-H4104-V0-00 Black

Clutch Kit

This complete clutch kit includes all the OEM plates and gaskets needed to replace the wear items in the YZZ1000R's clutch

- Complete with gasket
- Refer to the Service Manual for installation
- OEM parts



Part numbers

2HC-W001G-00-00 Aluminium

GYTR Race Camshaft

Set provides added lift and duration over the YZZ's stock camshaft

- Incompatible with Turbo Kit
- Designed to be used with the stock valve train
- For closed-course competition use only
- REM-finished for ultimate durability



Part numbers

2HC-E21F0-V0-00 YME-CRUDE

GYTR® Tow Eye

Fixes to the front or back of the vehicle for when it is needed to be towed

- GYTR® Logo
- Easily visible in bright yellow
- Sold individually



Part numbers

DBY-ACCTE-00-00 Yellow

GYTR® FIA Approved 6-Point Safety Belt

Provides FIA approved protection during races

- FIA Approved
- Quick lock
- GYTR logo on the lock and seat belts
- Sold individually



Part numbers

DBY-SPARC-SA-BE Black

Air Filter for the YXZ1000 Turbo Kit

Replacement air filter for YXz1000 turbo kit

- Spare part of turbo kit
- Easily Replacable



Part numbers

ZHC-E4827-V0-00 White

Optional parts

ZHC-E4827-SF-00 GYTR Filter skin for paper filter

GYTR "BFC" (Billet Friction Clutch) Kit

This kit includes a Billet Clutch Basket, Inner Hub, and Pressure Plate to create a robust clutch system.

- 25.4% increased friction over manual clutch
- 32.8% increased friction over Sport Shift clutch
- Precision-machined from the highest grade aluminum
- Has the correct stack height and preload for both models
- Removing stock judder springs and adding additional friction and plates increase the friction material amount inside the clutch for increased holding power
- YAMAHA RECOMMENDS INSTALLING NEW FRICTION PLATES AND STEEL PLATES
- This kit requires a total of: 13 friction plates (SYU-16321-00-00) and 12 steel plates (ZHT-16325-00-00), all sold separately



Part numbers

ZHC-E6300-V0-00 Gun Metal



GYTR Harness Mount

Do you want to install a GYTR 4 point harness (B57F47K0V000) on you Pure Sport Side-by-Side? This mount eases the installation of the upper mount and positions the angle of the straps in a natural position.

- Installs with hand tools
- No modification required
- Compatible with 2" and 3" harnesses
- Lowers the harness mounting point for improved fitment

Part numbers

B5H-F47K0-V0-00 Aluminium

GYTR Filter skin for paper filter

Extra layer of thin maze to extend lifetime of paper filter

- Quick installation
- Extends lifetime of paperfilter
- Prevents extreme fine dust to collect in paper filter wedges
- Paper filter 2HCE4827V000 not included
- GYTR by TwinAir

Part numbers

2HC-E4827-SF-00 Orange

Required parts

2HC-E4827-V0-00 Air Filter for the YXZ1000 Turbo Kit



GYTR High performance Foam AirFilter assy

Gives maximum airflow with maximum dust filtration for better engine protection

- Washable and reusable
- Flame retardant layer
- Three layers for maximum dust filtration.
- Rack included
- Pre-oiled so ready to use
- Airfilter oil and airfilter cleaner required for maintenance
- GYTR by twin Air

Part numbers

2HC-E4827-E0-RK Green



GYTR High performance Foam AirFilter

Gives maximum airflow with maximum dust filtration for better engine protection

- Washable and reusable
- Flame retardant layer
- Three layers for maximum dust filtration
- Rack not included
- Pre-oiled so ready to use
- Airfilter oil and airfilter cleaner required for maintenance
- spare part of GYTR Foam AirFilter assy yxz turbo
- GYTR by twin Air

Part numbers

2HC-E4827-E0-00 Green

Required parts

2HC-E4827-E0-RK GYTR High performance Foam AirFilter assy





Co-Driver Dashboard YXZ1000R

Provides space to install rally navigation equipment for your co-driver.

- Plug and play, quick installation
- Not sold with navigation equipment

Part numbers

2HC-DASHB-C0-00 Black



High flow foam AirFilter

Has a special two-stage design for maximum airflow and superior filtration for better engine protection.

- Air filter oil and air filter cleaner required
- Washable and reusable

Part numbers

2HC-E41C0-0E-00 Orange



FIA Rally Safety Sticker Kit for GYTR® Rally Kit

GYTR® Sticker Kit contains all mandatory stickers to be used with the GYTR rally kit

- All safety stickers are according to FIA regulations for rally riding, included 1 sticker sheet with GYTR, Yamaha racing and Yamalube promotional stickers
- Nice thin sticker easy to apply on the YXZ1000 body kit.
- This kit is included in the GYTR stage 1 rally kit YXZ1000

Part numbers

B5H-F4245-FT-00



GYTR® Sticker Kit

Gives the unit more protection on plastic parts and enhance the racing look of YXZ1000

- The design was made to have space for riding number on left and Right side
- GYTR logo and Yamalube are integrated
- Sticker set is made as same material as MX sticker kits

Part numbers

B5H-F4240-00-00 Blue



YEC-9 Battery Charger EU Spec

6-step charger that can charge the battery of your Yamaha motorcycle, scooter, ATV, SMB and/or marine products. Applicable to European markets only.

- With EU-plug
- Unique battery charging technology. Fully automatic switch mode charger that analyses the state of the battery, charges and automatically switches to maintenance charging when ready
- Designed for safety: spark-free, protected from reverse polarity connections and short-circuit proof
- Light and compact; handy and easy to store
- Specially tested and approved by Yamaha service engineers
- Includes battery testing and float maintenance
- Identifies fault battery
- Ensures full charge to prolong battery life time
- Based on CTEK's test winning charger platform
- Combine it with the YEC quick connectors - the Built-in Panel Plug, Charger Indicator and Indicator Panel 150 - for reading the charge condition of your battery and/or for easier access between your Yamaha's battery and the YEC-8 charger

Part numbers

YME-YEC09-EU-20 Black

Battery Charger CTEK CS ONE

Charger for all types of batteries. New durable design to make it easy to handle, with unique mounting system on the back for quick connection to CS accessories. It can be left safely connected for long periods during maintenance charging.

- Recond option to restore and recondition lead-acid batteries
- 12V supply to support the battery during service work and retain contact power to the vehicle during battery replacement / removal
- Wake up option to revive seemingly dead lithium and lead-acid batteries
- Advanced settings to monitor charger voltage & amperage

Part numbers

YME-YEC01-EU-00 Black



YEC-50 Charger EU Spec

8-step charger that can charge the battery of your Yamaha motorcycle, scooter, ATV, SMB and/or marine products.

- Unique battery charging technology
- Designed for safety
- Light and compact
- Specially tested and approved by Yamaha service engineers

Part numbers

YME-YEC50-EU-20 Black





Yamaha Sliding T-Driver Set

Very compact T-driver tool with all Yamaha size socket.

- Includes a 3/8" tip driver
- 8, 10, 12, 14, and 17mm sockets and 5 and 6mm hex bits and a #2 Phillips screwdriver bit
- A socket clip attaches to the driver to keep the sockets in order
- Rugged vinyl pouch keeps the tools protected

Part numbers

ACC-05558-40-67 Chrome



YEC-9 Charger UK Specification

6-step charger that can charge the battery of your Yamaha motorcycle, scooter, ATV, SMB and/or marine products.

- Designed for safety
- Combine it with the YEC quick connectors
- Specially tested and approved by Yamaha service engineers
- Unique battery charging technology
- Light and compact

Part numbers

YME-YEC09-UK-20 Black



Battery Charger CTEK CS ONE

Charger for all types of batteries. New durable design to make it easy to handle, with unique mounting system on the back for quick connection to CS accessories. It can be left safely connected for long periods during maintenance charging.

- Recond option to restore and recondition lead-acid batteries
- 12V supply to support the battery during service work and retain contact power to the vehicle during battery replacement / removal
- Wake up option to revive seemingly dead lithium and lead-acid batteries
- Advanced settings to monitor charger voltage & amperage

Part numbers

YME-YEC01-UK-00 Black



Metric Tool Kit

Comprehensive tool set that prepares you for just about anything the road will throw at you..

- Includes ring, open end spanners 8, 10, 12 & 14, adjustable spanner, vice grips, 4 way Phillips, flat screw driver, sparkplug spanner and plu gap guage
- Includes also a roll of black electrical tape, tyre pressure gauge, cable ties, wire, rag and #3, 4, 5 & 6 Allen keys
- Comes in a compact roll-up pouch
- Can easily be stowed away in your saddlebag, side case, top case, etc.

Part numbers

ABA-METRC-00-00 Black

YEC-50 Battery Charger UK SPEC

8-step charger that can charge the battery of your Yamaha motorcycle, scooter, ATV, SMB and/or marine products. Applicable to UK markets only.



- Unique battery charging technology. Fully automatic switch mode charger that analyses the state of the battery, charges and automatically switches to maintenance charging when ready
- Designed for safety: spark-free, protected from reverse polarity connections and short-circuit proof
- Light and compact; handy and easy to store
- Specially tested and approved by Yamaha service engineers to fit our range of motorcycles, scooters, ATV, SMB and other products
- 5 Amp maximum charge current
- Strongest in its class
- Shorter charging time
- Based on CTEK's test winning platform
- With UK-plug
- Combine it with the YEC quick connectors - the Built-in Panel Plug, Charger Indicator and Indicator Panel 150 - for reading the charge condition of your battery and/or for easier access between your Yamaha's battery and the YEC-50 charger

Part numbers

YME-YEC50-UK-10	Black
-----------------	-------

Yamaha Ratcheting Tie-downs

Strong and durable straps to tie your Yamaha or any other big object down tightly when transporting it in a van or trailer.



- Ease of operation; simple tensioning and one finger release
- Built-in soft hook on the fixed end for looping around handlebars, frame tubes, triple-tree clamps and other structural parts
- Ratchet handle is foreseen of a rubber cover for a solid grip
- Features the Yamaha logo at intervals
- Assembly strength: 540kg (1,200lb)
- Working load limit: 180kg (400lb)
- Sold per set of two

Part numbers

ACC-05S58-40-30	Blue
-----------------	------

YXZ1000R Storage Cover

The YXZ1000R cover protects the machine when stored.



- Cover also fits with installed accessories
- Features the YXZ1000R logo on the sides and Yamaha Tuning Fork logo on the front
- Solution dyed

Part numbers

2HC-F81A0-V1-00	Black
-----------------	-------

Pitboard Yamaha Racing

For communication with the rider during training or race via written text.

- Size: 60 x 32 cm
- Features Yamaha Racing and GYTR logos
- White background for better reading of text
- Including 4 mm whiteboard marker in black color
- Easy to clean with soft cloth
- Lightweight fabric makes it easy to stretch-out arm to the max

**Part numbers**

YME-PITBD-00-00 Blue

OEM Axel Assembly

Complete OEM axel assembly with one part number

- Kit comes fully assembled, no need to hassle with grease or special tools

**Part numbers**

2HC-2531H-12-00

Optional parts

2HC-2518F-00-00 OEM Axel Assembly

OEM Axel Assembly

Complete OEM axel assembly with one part number

- Kit comes fully assembled, no need to hassle with grease or special tools

**Part numbers**

2HC-2518F-00-00

Optional parts

2HC-2531H-12-00 OEM Axel Assembly

Winch Wiring Kit

Required kit to make the optional WARN Vantage 3000 winch work when installed.

- Yamaha connectors
- Cut to length wires

**Part numbers**

ZHC-F28M0-V0-00 Black

Mount Clamps

Allows to mount additional accessories - such as the optional Light Kits - to the overhead frame tubes.

- Black anodized aluminium material for long-lasting durability
- Ø 38mm



Front Grab Bar with Winch mount

Utilises all stocks mounting locations and factory hardware.

- Constructed from 38mm tube and welded plate steel
- E-coated and power coated for exceptional durability
- Integrated winch mount capable of accepting compatible winches, sold separately
- Wiring kit required to install winch sold separately



Winch with Synthetic Wire Rope by WARN

Combining a powerful motor and smart digital contactor into one, the Motactor™ on the AXON Winch with 15,2 meter of Synthetic Rope is perfect for extreme environments

- 4500lbs = 2041kg
- 6,4 mm of Spydura synthetic rope
- Motactor™ simplifies winch installation by 50%
- Monitor speed, load and motor temperature from winch remote
- Load limiter prevents overloading winch damage
- Rigid all-metal, waterproof construction
- New clutch design based on legendary WARN® 4WD hub lock design



Part numbers

2HC-F34A0-V0-00 Black

Optional parts

2HC-H4104-L0-00 LED Light Flood

Part numbers

BAS-F84L0-T0-00 Black

Required parts

DBY-10599-50-00 AXON Wiring Kit

DBY-10601-00-00 VRX 2500/3500lb Winch Wiring Kit by WARN®

Optional parts

DBY-10260-40-00 VRX Winch with Wire Rope by WARN®

DBY-10260-30-00 VRX Winch with Wire Rope by WARN®

DBY-10260-50-00 VRX Winch with Wire Rope by WARN®

DBY-10583-00-00 Winch with Synthetic Wire Rope by WARN®

DBY-10058-40-00 Winch with Synthetic Wire Rope by WARN

Conflicting parts

VPR-VYXZ0-01-00 Sport Pack

Part numbers

DBY-10058-40-00 Black

Required parts

DBY-10599-50-00 AXON Wiring Kit

Optional parts

BAS-F84L0-T0-00 Front Grab Bar with Winch mount

VRX Winch with Wire Rope by WARN®



With its all-metal construction, the WARN® VRX Winch with 15,2 meter of wire rope includes the new clutch developed from the WARN® 4WD hub lock design.

- Upgraded waterproof contactor IP68
- 4500lbs = 2041kg
- 6,4 mm x 15,24 meter steel wire rope
- Automatic load-holding brake for precise control
- Durable all-metal three-stage planetary gear train
- IP68-rated waterproof winch sealing
- Black powder-coated finish for corrosion resistance

Synthetic Wire Rope 4500lb

Direct replacement for the synthetic rope of the WARN® 4500 lb. winch.



- Replacement part

VRX Winch with Wire Rope by WARN®



With its all-metal construction, the WARN® VRX Winch with 15,24meter of steel wire rope includes the new clutch developed from the WARN® 4WD hub lock design.

- Upgraded waterproof contactor IP68
- 3500lbs = 1587kg
- 5,6 mm x 15,24 meter steel wire rope
- Automatic load-holding brake for precise control
- Durable all-metal three-stage planetary gear train
- IP68-rated waterproof winch sealing
- Black powder-coated finish for corrosion resistance

Part numbers

DBY-10260-50-00 Black

Optional parts

BAS-F84L0-T0-00 Front Grab Bar with Winch mount

Part numbers

DBY-10097-50-00 Grey

Part numbers

DBY-10260-40-00 Black

Required parts

DBY-10601-00-00 VRX 2500/3500lb Winch Wiring Kit by WARN®

VRX Winch with Wire Rope by WARN®



With its all-metal construction, the WARN® VRX Winch with 50 feet of wire rope includes the new clutch developed from the WARN® 4WD hub lock design.

- Upgraded waterproof contactor IP68
- 2500lbs = 1134kg
- 4,88 mm x 15,24 meter steel wire rope
- Automatic load-holding brake for precise control
- Durable all-metal three-stage planetary gear train
- IP68-rated waterproof winch sealing
- Black powder-coated finish for corrosion resistance

Winch with Synthetic Wire Rope by WARN®



Combining a powerful motor and smart digital contactor into one, the Motactor™ on the AXON Winch with 15,2 meter of Synthetic Rope is perfect for extreme environments.

- 3500lbs = 1588kg
- 6,4mm of Spydura synthetic rope
- Motactor™ simplifies winch installation by 50%
- Monitor speed, load and motor temperature from winch remote
- Load limiter prevents overloading winch damage
- Rigid all-metal, waterproof construction
- New clutch design based on legendary WARN® 4WD hub lock design

AXON Wiring Kit

The AXON Wiring Kit includes everything needed to install an AXON Series winch. For YXZ models prior to MY 2020



- Unit-specific wiring and Yamaha connectors
- Dedicated location for dash-mounted rocker switch
- Wired remote
- Fairlead Adaptor for 3,500 lb. winches
- Requires accessory Front Grab Bar (BAS-F84L0-T0-00)

VRX 2500/3500lb Winch Wiring Kit by WARN®

The VRX Wiring Kit includes everything needed to install a 2,500 or 3,500 lb. VRX Series winch



- Wired remote
- Unit-specific wiring and Yamaha connectors
- Dedicated location for dash-mounted rocker switch
- Fairlead Adaptor for 2,500 and 3,500 lb. winches
- Requires Accessory Front Grab Bar (BAS-F84L0-V0-00) or
- 2016-2019 models compatible only with 2,500 lb. VRX winch

Part numbers

DBY-10260-30-00 Black

Required parts

DBY-10601-00-00 VRX 2500/3500lb Winch Wiring Kit by WARN®

Part numbers

DBY-10583-00-00 Black

Required parts

DBY-10599-50-00 AXON Wiring Kit

Part numbers

DBY-10599-50-00 Black

Required parts

BAS-F84L0-T0-00 Front Grab Bar with Winch mount

DBY-10583-00-00 Winch with Synthetic Wire Rope by WARN®

DBY-10058-40-00 Winch with Synthetic Wire Rope by WARN

Part numbers

DBY-10601-00-00 Black

Required parts

BAS-F84L0-T0-00 Front Grab Bar with Winch mount

Optional parts

DBY-10260-40-00 VRX Winch with Wire Rope by WARN®

DBY-10260-30-00 VRX Winch with Wire Rope by WARN®

YXZ1000R



GYTR® Racing Kit Stage 2 FIA

The GYTR® Racing Kit Stage 2 FIA is additional to the GYTR Racing Kit Stage 1 (2HCRALLYKT01 / B5HRALLYKT01) and includes those items that are mandatory for the FIA European or World Cross-country cups. With both kits installed, the YXZ1000R complies fully with the FIA T4 requirements. The Stage 2 kit includes plug-and-play fuel cells, an automatic fire extinguisher system and an additional bulkhead section behind the seats.



Part numbers

B5H-RALLY-KT-02

This kit includes:

- Plug-and-play fuel cells without modifications to the chassis - the fuel cells are FIA 8865-2015 compliant
- Double fuel cells with a total capacity of 64 litres to conquer cross-country stages
- The OEM in-tank fuel pump from the YXZ1000R is used. The second tank is prepared to install an optional spare OEM fuel pump. (Not supplied with this kit)
- Ultra-light, electrically activated fire extinguisher system, FIA 8865-2015 compliant
- Solid block-machined nozzles containing all-metal connectors
- Universal steering wheel protection pad with mounting straps



GYTR® Racing Kit Stage 1 – MY19-Current

The GYTR® Racing Kit stage 1 (MY19-Current) includes all mandatory equipment based on the FIA (Fédération Internationale de l'Automobile) T4 regulations for Side-by-Sides. Equipped with this kit, the YXZ1000R is ready to compete in most competitions under National Sports Authorities and FIM. Thanks to the plug-and-play design, no welding or modifications to the chassis are required. Together with the full assembly instructions, this allows any Yamaha SSV dealer or experienced mechanic to finish installation in about 16 hours.

The GYTR Racing Kit opens up a new world of Rally racing and offers a strong base for further improving skills and vehicle performance, for entry-level and experienced drivers.

This Stage 1 kit is developed for models with a rear-mounted radiator and is suitable for YXZ1000R models after and including MY2019.

The kit contains:

- Bolt-on FIA Certified Safety cage, powder-coated in black
- Sparco EVO race seats in easy to clean Skai material and custom seat mounts
- 6 point safety harnesses
- Powder-coated Aluminium Sunroof and firewalls
- Roof-mounted air scoop for improved radiator cooling
- Spare Tire Mount For 2 Spare Tires
- Electrically operated Main Power Cut Off Switch
- Wire Harness with switch panel and fuse box for added features prepared to include 7 additional functions such as GPS, Intercom, lights. (not included)
- Custom sized Window Nets for perfect fitment
- Mud flaps front and rear
- 4mm Aluminium Skid Plate Set
- 6mm Aluminium Skid Plate Set For Protection Of The Fuel Tank Area
- Steel drive shaft tunnel
- Front and rear Tow Eyes
- Seat Belt Cutters
- Safety cage Padding
- Manually Operated Fire Extinguisher (FIA 8865-2015 compliant)
- Step by step Assembly instructions including templates
- Co-driver dashboard
- LED safety light top rear
- FIA mandatory safety stickers
- For closed-course competition use only

Part numbers

B5H-RALLY-KT-01

Optional parts

B5H-F4240-00-00 GYTR® Sticker Kit

Sport Pack

Upgrade your Side-by-Side with the Sport Pack for the YXZ1000R. Pack includes: Center Mirror, Front Grab Bar, Front A-Arm Skidplates, Hard Sun-Top Roof, Folding Front Windshield, Soft Rear Window and Spare Tire Mount.

Full Titanium Racing Exhaust System

This system provides more power and weight reductions to suite racing requirements

- quick installation
- long maintenance interval
- easy maintenance with repack filling like MX muffler
- 5kg weight reduction
- power increase
- competition use only

Disclaimer

This is a non Yamaha branded product and is fully developed and produced by Akrapovič.

Repack Kit Muffler

To be used to repack muffler to keep maximum performance and lowest noise level

- Easy installation
- New rivets included
- Packing included

Disclaimer

This is a non Yamaha branded product and is fully developed and produced by Akrapovič.

ATV TEK FlexGrip™ Pro Single

Despite the bumpiest terrain your gun, bow, ice auger, etc. will be in the exact place you originally put it in by the end of your journey.

- Fits all Utility ATV Racks
- Fits any FlexGrip™ product
- Provides an additional 16" of horizontal adjustability once

Part numbers

VPR-VYXZ0-01-00

Conflicting parts

B85-F6206-V0-00	Centre Mount Mirror
B5H-K750A-V0-00	Soft Rear Window
BAS-F84L0-T0-00	Front Grab Bar with Winch mount
2HC-K75J0-V1-00	Spare Tyre Mount
B57-F31A0-V0-00	Front A-arm guards
B5H-K84A0-V0-00	Hard sun top
B5H-F83J0-V0-00	Folding Windshield

Part numbers

90798-33601-00 Titanium

Part numbers

90798-33601-01 White

Part numbers

ABA-FFG10-00-00 Black

Optional parts

ABA-FFG20-00-00 ATV TEK FlexGrip™ Pro Double

ABA-VFG20-00-00 ATV TEK V-Grip™ Double





ATV TEK FlexGrip™ Pro Double

The same benefits of the Pro Single but multiplied by two. Despite the bumpiest terrain your gun, bow, ice auger, etc. will be in the exact place you originally put it in by the end of your journey

- Fits any FlexGrip™ product
- Provides an additional 16" of horizontal adjustability once
- Fits all Utility ATV Racks

Rear Cargo box

Secure your essentials when venturing out in your side-by-side! This cargo box maximizes the storage space without sacrificing the styling of the YXZ®.



- Capacity: approximately 127 liter
- Constructed of tough, linear, low-density polyethylene
- Water and dust-resistant
- Lockable lid (includes space for an optional padlock)
- Non-reflective surfaces
- Helps prevent cargo contamination
- Lid stays open past 90° angle position for easy access to cargo

ATV TEK V-Grip™ Double

A true custom fit for your tools that attaches to the FusionFit™ Bed Rail Attachment Kit. Experience effortless installation, solid mounting, and easily adjustable knobs for quick, tool-free alterations while on the move. Includes forks (2), mounting blocks (2), rubber snubbers (2), and all necessary mounting hardware for easy installation.




- Improved tubular and composite rack mounting system

Helmet holder

Offer a simple and easy storage solution for your helmets in between Rides

- Rugged aerospace aluminum construction
- Hangers mount under the hard suntop for convenient access



Part numbers

ABA-VFG20-00-00 Black

Optional parts

ABA-VFG20-00-00 ATV TEK V-Grip™ Double

ABA-FFG10-00-00 ATV TEK FlexGrip™ Pro Single

Conflicting parts

ABA-VFG20-00-00 ATV TEK V-Grip™ Double

Part numbers

B5H-F83P0-V0-00 Black

Part numbers

ABA-VFG20-00-00 Black

Optional parts

ABA-FFG20-00-00 ATV TEK FlexGrip™ Pro Double

ABA-FFG10-00-00 ATV TEK FlexGrip™ Pro Single

Conflicting parts

ABA-FFG20-00-00 ATV TEK FlexGrip™ Pro Double

Part numbers

B57-F1308-V0-00 Black

Optional parts

B57-F11G0-V0-00 Interior padding kit



Soft Side Cooler

Ideal for keeping your beverages and snacks cool while out on the trail, on the water or for any other outdoor activity.

- Includes a shoulder strap
- Includes Yamaha logo bottle opener
- Waterproof liner and high-density insulation
- Zippered storage compartment easily holds 24 cans including ice
- Securely held with a four point, quick release tie-down

Part numbers

B8K-F847U-V0-00 Black



Wire Rope by WARN® - 2500 lb

Direct replacement for the wire rope of the WARN® 2500 lb. winch.

- Durable construction

Part numbers

DBY-60076-00-00 Silver



Yamaha Center Mirror

Provide superior optical clarity and exceptional scratch resistance.

- Requires mounting bracket for installation
- Tool-less angle adjustment
- 38mm clamps
- Glass construction provide excellent optical clarity
- Scratch resistance and no distortion
- Composite polymer Injection molded body construction

Part numbers

BAS-F6206-V0-00 Black

Required parts

BAS-F621H-V0-00 Yamaha center mirror bracket
 BAS-K7135-V0-00 Yamaha Universal Mirror Clamp 38mm

Optional parts

BAS-F621H-V0-00 Yamaha center mirror bracket



Yamaha center mirror bracket

Provide superior optical clarity and exceptional scratch resistance.

- All steel construction for durability and minimal vibration
- Exceptional rust and weather durability by being both e-coated and powder coated
- No drilling required
- All hardware included

Part numbers

BAS-F621H-V0-00 Black



Centre Mount Mirror

Extra strong and durable mirror.

- Polymer housing for strength, durability and light weight
- Includes CNC-machined from 6061 T6 aluminum Assault Industries® 38mm bracket
- Trail-tested to cope with harsh rides
- Developed by Assault Industries®

Part numbers

B85-F6206-V0-00 Black

Conflicting parts

VPR-VYXZ0-01-00 Sport Pack



Center Gauge Pod

This stylish pod mounts effortlessly to the dash and complements the styling of the unit. Located in the perfect spot to not diminish visibility and is easily accessible. Includes a blank faceplate with multiple cut locations, giving you the ability to mount various combinations of gauges and switches.

- Constructed from polypropylene
- Large enough to mount 2" gauges
- Does not interfere with access panels and/or service items
- Includes a blank faceplate with multiple cut locations

Part numbers

B5H-H35B0-V0-00 Black



Yamaha Universal Mirror Clamp 38mm

Steel clamp will allow you to mount the Yamaha Center Mirror (sold separately) to any 38mm Bar

- Powder coated steel construction
- Simple 1 bolt installation
- Stainless Steel hardware
- Universal adjustment

Part numbers

BAS-K7135-V0-00 Black

Required parts

BAS-F6206-V0-00 Yamaha Center Mirror



Side View Mirrors

The Yamaha-designed, developed, and tested Side View Mirrors provide an excellent view and unmatched durability. The wide-angle, distortion-free glass viewing area provides great clarity and rearward visibility. Automotive-style fold-away action provides added convenience when pulling in enclosed trailers or on tight trails by reducing the need to readjust the viewing area after folding back. Ultra-tough die-cast aluminum pivots provide the durability you come to expect from Yamaha.

- Mounts are sold separately and are model specific
- Scratch resistant glass
- Automotive fold-away action
- Die-cast aluminium pivot mechanisms
- Wide angle provides the optimal distortion-free view for off road use

Part numbers

B4M-F62A0-V0-00 Black



Spare Tyre Mount

This rotating Spare Tyre Mount allows the transport of a spare wheel and tire for long rides or rough terrain; giving you peace of mind that you've got a back-up if needed.

- Swivels outward to access the accessory Cargo Box
- Securely locks in the closed position
- Has a special feature that keeps the mount locked in the open position when you have it swiveled outward, so you can freely access the bed area
- Can mount up to a 30" tyre
- Secures spare tyre with a wing-type speed bolt and a cone
- Wheel and tyre not included

Aluminium Valve Cap Knurled Pattern

Yamaha-branded valve cap

- Billet aluminium valve cap with Yamaha logo
- Available in 3 colors: black, blue and red



Aluminium Valve Cap Helical pattern

Yamaha-branded valve cap

- Billet aluminium valve cap with Yamaha logo
- Available in 3 colors: black, blue and red



Rear Grab Bar

Designed to protect the rear end section of your Yamaha.

- Made of 2mm thick steel tubing and sheet metal
- Black satin powder-coat finishing helps to ensure long life
- Extends down the frame tube for additional coverage
- Utilizes two mounting points and two clamps for a strong mount

Part numbers

2HC-K75J0-V1-00 Black

Optional parts

2HC-F85E0-V0-00 Rear Grab Bar

B5H-F83P0-V0-00 Rear Cargo box

Conflicting parts

VPR-VYXZ0-01-00 Sport Pack

Part numbers

90338-W1016-BL Black

90338-W1016-BU Blue

90338-W1016-RE Red

Part numbers

90338-W1018-BU Blue

90338-W1018-BL Black

90338-W1018-RE Red

Part numbers

2HC-F85E0-V0-00 Black

Optional parts

2HC-K75J0-V1-00 Spare Tyre Mount



Interior padding kit

Gives the rider and passenger more comfort especially beneficial during rough riding conditions

- Attractive styling matches any model color
- black piping with a carbon fiber-look texture
- High-quality heat-resistant adhesive
- Includes padding for doors and transmission tunnel

Part numbers

B57-F11G0-V0-00 Black

Optional parts

B57-F1308-V0-00 Helmet holder



Overfenders

Four-piece overfender set for added protection and looks.

- Provides additional protection from mud and water
- Integrated design enhances sporty styling of the YXZ1000R
- Durable and long-lasting
- Includes stainless steel bolts for secure attachment to the vehicle

Part numbers

2HC-F15E0-V0-00 Black

Rubber Pull Strap for Folding Windshield

Replacement Part for Folding Windscreen

•



Part numbers

2HC-F15A2-V0-00 Black



Front A-arm guards

These lightweight high-impact plastic (HMWPE) guards provide additional protection to the front A-Arms, steering, and drive components.

- Ultra-thick and shatterproof to glide over obstacles
- Provides additional protection for CV boots
- Recessed stainless steel mounting hardware included
- No drilling required

Part numbers

B57-F31A0-V0-00 Black

Conflicting parts

VPR-VYXZ0-01-00 Sport Pack

Hard rear window

keeps the dust down and wind at bay inside the rider area



- Simple clamp mounting for easy install
- Rubber dampeners reduce noise
- Made of polycarbonate
- Dealer installation recommended

Soft Rear Window

Provides years of added protection from wind, rain, and debris.



- made of Sur Last® 600D all-weather, mildew,
- and fade-resistant fabric
- clear polished vinyl window that will not yellow over time
- Zippered storage compartment between the seats
- Clear window can be rolled up for air movement in the cab
- Prevents “dust swirling” from the back of vehicle
- Solution dyed the dye solution is 100% through the thread

Hard sun top

provides optimal shade while also adding protection from low hanging trees and brush along the trails



- One part for simple installation and no leaky seams
- Integrated wiring paths
- Includes all necessary hardware needed for installation
- Designed to work perfectly with the accessory Soft Side Cove

Folding Windshield

The YXZ®1000R Folding Windshield provides protection and versatility for changing weather conditions all thanks to its convenient folding design. Fold the hard coated polycarbonate panels up, down, or simply tip out for various climate conditions.



- Built-in kickstands for tip out functionality open the bottom 2" for airflow
- Provides protection from wind, rain, leaves, branches, brush, and other trail debris
- Superior scratch resistance
- Highly recommended to be used with our accessory Soft Side Covers (B5HF17B0V000), sold separately

Part numbers

B5H-K750A-T0-00 Transparent

Optional parts

B5H-F83J0-V0-00 Folding Windshield

Part numbers

B5H-K750A-V0-00 Transparent

Optional parts

B5H-K84A0-V0-00 Hard sun top

B5H-F83J0-V0-00 Folding Windshield

Conflicting parts

VPR-VYXZ0-01-00 Sport Pack

Part numbers

B5H-K84A0-V0-00 Black

Optional parts

B5H-K750A-V0-00 Soft Rear Window

B5H-F83J0-V0-00 Folding Windshield

B5H-F17B0-V0-00 Soft side covers

Conflicting parts

VPR-VYXZ0-01-00 Sport Pack

Part numbers

B5H-F83J0-V0-00 Transparent

Optional parts

B5H-K750A-T0-00 Hard rear window

B5H-K750A-V0-00 Soft Rear Window

B5H-K84A0-V0-00 Hard sun top

B5H-F17B0-V0-00 Soft side covers

Conflicting parts

VPR-VYXZ0-01-00 Sport Pack



Soft side covers

Protect occupants from rain, wind, mud, and light trail debris

- Quick snap-on/pull-off installation
- Zippers operate in conjunction with doors for easy in/out access
- Windows can be rolled up and secured with straps
- Made of durable Sur Last® 300D and clear vinyl
- Attaches with hook-and-loop and permanent riveted snaps
- All components are rust and UV-resistant
- Dealer installation recommended



LED Light Flood

Provides additional visibility where the headlights cannot reach.

- 10W LED's with low power consumption
- Ideal in case you prefer wide beam visibility
- 360° adjustability
- Can be mounted on any flat area
- Sold per set and include a harness and switch
- 63mm

High Output HALO LED Light Bar (27")

70cm HALO LED bar for excelent visibility during the day and night.



- 10W Cree® LEDs, 0.4W HALO LEDES
- 50,000 hour life span
- Aluminum extruded housing
- Flexible mounting base with lateral mounting capability
- Vehicle wiring harness with roof grommet
- Illuminated 3-position switch
- Low power "Halo Only Mode"
- Halos can be used as daytime running lights
- Beam configuration: 4 Flood, 8 Spot, 4 Flood
- Custom Yamaha end caps and front covers

Part numbers

B5H-F17B0-V0-00 Black

Optional parts

B5H-K84A0-V0-00 Hard sun top

B5H-F83J0-V0-00 Folding Windshield

Part numbers

2HC-H4104-L0-00 Black

Optional parts

2HC-F34A0-V0-00 Mount Clamps

Part numbers

2HC-H4104-T0-00 Black



60W Led light bar 15"

Drawing from our experience with Yamaha's YXZ1000R light bars, we are proud to offer this LED light Bar for your Wolverine X4. You get the complete lighting solution you would expect from Genuine Yamaha accessories but at a fraction of the cost.

- 12 - 5W Cree® LEDs
- Newly designed wide spot reflector for improved light dispersion
- 50,000 hour life span
- Aluminum extruded housing
- Custom Yamaha end caps
- Flexible mounting base with lateral mounting capability
- Vehicle wiring harness with roof grommet
- Illuminated 2-position switch
- Low power consumption
- Beam configuration: 4 wide spot, 4 spot, 4 wide spot (16")
- Includes mounts

Part numbers

BG4-H4104-V0-00 Black

ATV/Side-by-Side Starter Motor Assemblies

OEM Part



- Direct Yamaha Genuine stock replacement

Part numbers

2HC-81890-00-00 Aluminium

Front Mount Pod Lights

These front-mounted pod lights are a stock feature on SE models and will offer extra visibility in darkness



- Two 5 W Cree® LEDs
- An integrated mounting solution
- Marine-grade wiring and switches needed for installation

Part numbers

B5H-H4104-V0-00 Black

Clutch Kit

This complete clutch kit includes all the OEM plates and gaskets needed to replace the wear items in the YXZ1000R's clutch



- Complete with gasket
- Refer to the Service Manual for installation
- OEM parts

Part numbers

2HC-W001G-00-00 Aluminium



Rekluse® Clutch

Auto-clutch system which allows to operate the manual transmission on the YXZ1000R with ease.

- Performance clutch developed by Rekluse®
- Eliminates the need to use the clutch pedal in most operations
- Added convenience without reduced performance

Part numbers

2HC-E63B0-V0-00 Black

Optional parts

2HC-E6300-V0-00 GYTR "BFC" (Billet Friction Clutch) Kit

GYTR Filter skin for paper filter

Extra layer of thin maze to extend lifetime of paper filter

- Quick installation
- Extends lifetime of paperfilter
- Prevents extreme fine dust to collect in paper filter wedges
- Paper filter 2HCE4827V000 not included
- GYTR by TwinAir



Part numbers

2HC-E4827-SF-00 Orange

Required parts

2HC-E4827-V0-00 Air Filter for the YXZ1000 Turbo Kit

GYTR High performance Foam AirFilter assy

Gives maximum airflow with maximum dust filtration for better engine protection

- Washable and reusable
- Flame retardant layer
- Three layers for maximum dust filtration.
- Rack included
- Pre-oiled so ready to use
- Airfilter oil and airfilter cleaner required for maintenance
- GYTR by twin Air



Part numbers

2HC-E4827-E0-RK Green

GYTR High performance Foam AirFilter

Gives maximum airflow with maximum dust filtration for better engine protection

- Washable and reusable
- Flame retardant layer
- Three layers for maximum dust filtration
- Rack not included
- Pre-oiled so ready to use
- Airfilter oil and airfilter cleaner required for maintenance
- spare part of GYTR Foam AirFilter assy yxz turbo
- GYTR by twin Air



Part numbers

2HC-E4827-E0-00 Green

Required parts

2HC-E4827-E0-RK GYTR High performance Foam AirFilter assy



Co-Driver Dashboard YXZ1000R

Provides space to install rally navigation equipment for your co-driver.

- Plug and play, quick installation
- Not sold with navigation equipment

Part numbers

2HC-DASHB-C0-00 Black



High flow foam AirFilter

Has a special two-stage design for maximum airflow and superior filtration for better engine protection.

- Air filter oil and air filter cleaner required
- Washable and reusable

Part numbers

2HC-E41C0-0E-00 Orange

GYTR Race Camshaft

Set provides added lift and duration over the YXZ's stock camshaft

- Incompatible with Turbo Kit
- Designed to be used with the stock valve train
- For closed-course competition use only
- REM-finished for ultimate durability



Part numbers

2HC-E21F0-V0-00 YME-CRUDE

GYTR® Tow Eye

Fixes to the front or back of the vehicle for when it is needed to be towed

- GYTR® Logo
- Easily visible in bright yellow
- Sold individually



Part numbers

DBY-ACCTE-00-00 Yellow



GYTR® FIA Approved 6-Point Safety Belt

Provides FIA approved protection during races

- FIA Approved
- Quick lock
- GYTR logo on the lock and seat belts
- Sold individually

Part numbers

DBY-SPARC-SA-BE Black

Air Filter for the YXZ1000 Turbo Kit

Replacement air filter for YXZ1000 turbo kit

- Spare part of turbo kit
- Easily Replacable

Part numbers

2HC-E4827-V0-00 White

Optional parts

2HC-E4827-SF-00 GYTR Filter skin for paper filter



GYTR "BFC" (Billet Friction Clutch) Kit

This kit includes a Billet Clutch Basket, Inner Hub, and Pressure Plate to create a robust clutch system.

- 25.4% increased friction over manual clutch
- 32.8% increased friction over Sport Shift clutch
- Precision-machined from the highest grade aluminum
- Has the correct stack height and preload for both models
- Removing stock judder springs and adding additional friction and plates increase the friction material amount inside the clutch for increased holding power
- YAMAHA RECOMMENDS INSTALLING NEW FRICTION PLATES AND STEEL PLATES
- This kit requires a total of: 13 friction plates (SYU-16321-00-00) and 12 steel plates (2H7-16325-00-00), all sold separately

Part numbers

2HC-E6300-V0-00 Gun Metal

Optional parts

2HC-E63B0-V0-00 Rekluse® Clutch



GYTR Harness Mount

Do you want to install a GYTR 4 point harness (B57F47K0V000) on you Pure Sport Side-by-Side? This mount eases the installation of the upper mount and positions the angle of the straps in a natural position.

- Installs with hand tools
- No modification required
- Compatible with 2" and 3" harnesses
- Lowers the harness mounting point for improved fitment

Part numbers

B5H-F47K0-V0-00 Aluminium



FIA Rally Safety Sticker Kit for GYTR® Rally Kit



GYTR® Sticker Kit contains all mandatory stickers to be used with the GYTR rally kit

- All safety stickers are according to FIA regulations for rally riding, included 1 sticker sheet with GYTR, Yamaha racing and Yamalube promotional stickers
- Nice thin sticker easy to apply on the YXZ1000 body kit.
- This kit is included in the GYTR stage 1 rally kit YXZ1000

Part numbers

B5H-F4245-FT-00



GYTR® Sticker Kit

Gives the unit more protection on plastic parts and enhance the racing look of YXZ1000

- The design was made to have space for riding number on left and Right side
- GYTR logo and Yamalube are integrated
- Sticker set is made as same material as MX sticker kits

Part numbers

B5H-F4240-00-00 Blue

Metric Tool Kit

Comprehensive tool set that prepares you for just about anything the road will throw at you..



- Includes ring, open end spanners 8, 10, 12 & 14, adjustable spanner, vice grips, 4 way Phillips, flat screw driver, sparkplug spanner and plu gap guage
- Includes also a roll of black electrical tape, tyre pressure gauge, cable ties, wire, rag and #3, 4, 5 & 6 Allen keys
- Comes in a compact roll-up pouch
- Can easily be stowed away in your saddlebag, side case, top case, etc.

Part numbers

ABA-METRC-00-00 Black

YEC-50 Battery Charger UK SPEC

8-step charger that can charge the battery of your Yamaha motorcycle, scooter, ATV, SMB and/or marine products. Applicable to UK markets only.



- Unique battery charging technology. Fully automatic switch mode charger that analyses the state of the battery, charges and automatically switches to maintenance charging when ready
- Designed for safety: spark-free, protected from reverse polarity connections and short-circuit proof
- Light and compact; handy and easy to store
- Specially tested and approved by Yamaha service engineers to fit our range of motorcycles, scooters, ATV, SMB and other products
- 5 Amp maximum charge current
- Strongest in its class
- Shorter charging time
- Based on CTEK's test winning platform
- With UK-plug
- Combine it with the YEC quick connectors - the Built-in Panel Plug, Charger Indicator and Indicator Panel 150 - for reading the charge condition of your battery and/or for easier access between your Yamaha's battery and the YEC-50 charger

Part numbers

YME-YEC50-UK-10	Black
-----------------	-------

Yamaha Ratcheting Tie-downs

Strong and durable straps to tie your Yamaha or any other big object down tightly when transporting it in a van or trailer.



- Ease of operation; simple tensioning and one finger release
- Built-in soft hook on the fixed end for looping around handlebars, frame tubes, triple-tree clamps and other structural parts
- Ratchet handle is foreseen of a rubber cover for a solid grip
- Features the Yamaha logo at intervals
- Assembly strength: 540kg (1,200lb)
- Working load limit: 180kg (400lb)
- Sold per set of two

Part numbers

ACC-05S58-40-30	Blue
-----------------	------



YEC-9 Battery Charger EU Spec

6-step charger that can charge the battery of your Yamaha motorcycle, scooter, ATV, SMB and/or marine products. Applicable to European markets only.

- With EU-plug
- Unique battery charging technology. Fully automatic switch mode charger that analyses the state of the battery, charges and automatically switches to maintenance charging when ready
- Designed for safety: spark-free, protected from reverse polarity connections and short-circuit proof
- Light and compact; handy and easy to store
- Specially tested and approved by Yamaha service engineers
- Includes battery testing and float maintenance
- Identifies fault battery
- Ensures full charge to prolong battery life time
- Based on CTEK's test winning charger platform
- Combine it with the YEC quick connectors - the Built-in Panel Plug, Charger Indicator and Indicator Panel 150 - for reading the charge condition of your battery and/or for easier access between your Yamaha's battery and the YEC-8 charger

Part numbers

YME-YEC09-EU-20 Black

Battery Charger CTEK CS ONE

Charger for all types of batteries. New durable design to make it easy to handle, with unique mounting system on the back for quick connection to CS accessories. It can be left safely connected for long periods during maintenance charging.

- Recond option to restore and recondition lead-acid batteries
- 12V supply to support the battery during service work and retain contact power to the vehicle during battery replacement / removal
- Wake up option to revive seemingly dead lithium and lead-acid batteries
- Advanced settings to monitor charger voltage & amperage

Part numbers

YME-YEC01-EU-00 Black



YEC-50 Charger EU Spec

8-step charger that can charge the battery of your Yamaha motorcycle, scooter, ATV, SMB and/or marine products.

- Unique battery charging technology
- Designed for safety
- Light and compact
- Specially tested and approved by Yamaha service engineers

Part numbers

YME-YEC50-EU-20 Black





Yamaha Sliding T-Driver Set

Very compact T-driver tool with all Yamaha size socket.

- Includes a 3/8" tip driver
- 8, 10, 12, 14, and 17mm sockets and 5 and 6mm hex bits and a #2 Phillips screwdriver bit
- A socket clip attaches to the driver to keep the sockets in order
- Rugged vinyl pouch keeps the tools protected

Part numbers

ACC-05558-40-67 Chrome



YEC-9 Charger UK Specification

6-step charger that can charge the battery of your Yamaha motorcycle, scooter, ATV, SMB and/or marine products.

- Designed for safety
- Combine it with the YEC quick connectors
- Specially tested and approved by Yamaha service engineers
- Unique battery charging technology
- Light and compact

Part numbers

YME-YEC09-UK-20 Black



YXZ1000R Storage Cover

The YXZ1000R cover protects the machine when stored.

- Cover also fits with installed accessories
- Features the YXZ1000R logo on the sides and Yamaha Tuning Fork logo on the front
- Solution dyed

Part numbers

ZHC-F81A0-V1-00 Black

Battery Charger CTEK CS ONE

Charger for all types of batteries. New durable design to make it easy to handle, with unique mounting system on the back for quick connection to CS accessories. It can be left safely connected for long periods during maintenance charging.

- Recond option to restore and recondition lead-acid batteries
- 12V supply to support the battery during service work and retain contact power to the vehicle during battery replacement / removal
- Wake up option to revive seemingly dead lithium and lead-acid batteries
- Advanced settings to monitor charger voltage & amperage

Part numbers

YME-YEC01-UK-00 Black



Pitboard Yamaha Racing

For communication with the rider during training or race via written text.

- Size: 60 x 32 cm
- Features Yamaha Racing and GYTR logos
- White background for better reading of text
- Including 4 mm whiteboard marker in black color
- Easy to clean with soft cloth
- Lightweight fabric makes it easy to stretch-out arm to the max



Part numbers

YME-PITBD-00-00 Blue

OEM Axle Assembly

Complete OEM axle assembly with one part number

- Kit comes fully assembled, no need to hassle with grease or special tools



Part numbers

2HC-2531H-12-00

Optional parts

2HC-2518F-00-00 OEM Axle Assembly

OEM Axle Assembly

Complete OEM axle assembly with one part number

- Kit comes fully assembled, no need to hassle with grease or special tools



Part numbers

2HC-2518F-00-00

Optional parts

2HC-2531H-12-00 OEM Axle Assembly

AXON Wiring Kit

The AXON Wiring Kit includes everything needed to install an AXON Series winch. For YXZ models prior to MY 2020

- Unit-specific wiring and Yamaha connectors
- Dedicated location for dash-mounted rocker switch
- Wired remote
- Fairlead Adaptor for 3,500 lb. winches
- Requires accessory Front Grab Bar (BAS-F84L0-T0-00)



Part numbers

DBY-10599-50-00 Black

Required parts

BAS-F84L0-T0-00 Front Grab Bar with Winch mount

DBY-10583-00-00 Winch with Synthetic Wire Rope by WARN®

DBY-10058-40-00 Winch with Synthetic Wire Rope by WARN

VRX 2500/3500lb Winch Wiring Kit by WARN®

The VRX Wiring Kit includes everything needed to install a 2,500 or 3,500 lb. VRX Series winch



- Wired remote
- Unit-specific wiring and Yamaha connectors
- Dedicated location for dash-mounted rocker switch
- Fairlead Adaptor for 2,500 and 3,500 lb. winches
- Requires Accessory Front Grab Bar (BAS-F84L0-V0-00) or
- 2016-2019 models compatible only with 2,500 lb. VRX winch

Winch Wiring Kit

Required kit to make the optional WARN Vantage 3000 winch work when installed.



- Yamaha connectors
- Cut to length wires

Mount Clamps

Allows to mount additional accessories - such as the optional Light Kits - to the overhead frame tubes.



- Black anodized aluminium material for long-lasting durability
- Ø 38mm

Part numbers

DBY-10601-00-00 Black

Required parts

BAS-F84L0-T0-00 Front Grab Bar with Winch mount

Optional parts

DBY-10260-40-00 VRX Winch with Wire Rope by WARN®

DBY-10260-30-00 VRX Winch with Wire Rope by WARN®

Part numbers

2HC-F28M0-V0-00 Black

Part numbers

2HC-F34A0-V0-00 Black

Optional parts

2HC-H4104-L0-00 LED Light Flood



Front Grab Bar with Winch mount

Utilises all stocks mounting locations and factory hardware.

- Constructed from 38mm tube and welded plate steel
- E-coated and power coated for exceptional durability
- Integrated winch mount capable of accepting compatible winches, sold separately
- Wiring kit required to install winch sold separately

Part numbers

BAS-F84L0-T0-00 Black

Required parts

DBY-10599-50-00 AXON Wiring Kit
 DBY-10601-00-00 VRX 2500/3500lb Winch Wiring Kit by WARN®

Optional parts

DBY-10260-40-00 VRX Winch with Wire Rope by WARN®
 DBY-10260-30-00 VRX Winch with Wire Rope by WARN®
 DBY-10260-50-00 VRX Winch with Wire Rope by WARN®
 DBY-10583-00-00 Winch with Synthetic Wire Rope by WARN®
 DBY-10058-40-00 Winch with Synthetic Wire Rope by WARN

Conflicting parts

VPR-VYXZ0-01-00 Sport Pack

Winch with Synthetic Wire Rope by WARN

Combining a powerful motor and smart digital contactor into one, the Motactor™ on the AXON Winch with 15,2 meter of Synthetic Rope is perfect for extreme environments

- 4500lbs = 2041kg
- 6,4 mm of Spydura synthetic rope
- Motactor™ simplifies winch installation by 50%
- Monitor speed, load and motor temperature from winch remote
- Load limiter prevents overloading winch damage
- Rigid all-metal, waterproof construction
- New clutch design based on legendary WARN® 4WD hub lock design

Part numbers

DBY-10058-40-00 Black

Required parts

DBY-10599-50-00 AXON Wiring Kit

Optional parts

BAS-F84L0-T0-00 Front Grab Bar with Winch mount



VRX Winch with Wire Rope by WARN®

With its all-metal construction, the WARN® VRX Winch with 15,2 meter of wire rope includes the new clutch developed from the WARN® 4WD hub lock design.

- Upgraded waterproof contactor IP68
- 4500lbs = 2041kg
- 6,4 mm x 15,24 meter steel wire rope
- Automatic load-holding brake for precise control
- Durable all-metal three-stage planetary gear train
- IP68-rated waterproof winch sealing
- Black powder-coated finish for corrosion resistance

Part numbers

DBY-10260-50-00 Black

Optional parts

BAS-F84L0-T0-00 Front Grab Bar with Winch mount



Synthetic Wire Rope 4500lb

Direct replacement for the synthetic rope of the WARN® 4500 lb. winch.

- Replacement part

**Part numbers**

DBY-10097-50-00	Grey
-----------------	------

VRX Winch with Wire Rope by WARN®

With its all-metal construction, the WARN® VRX Winch with 15,24meter of steel wire rope includes the new clutch developed from the WARN® 4WD hub lock design.

- Upgraded waterproof contactor IP68
- 3500lbs = 1587kg
- 5,6 mm x 15,24 meter steel wire rope
- Automatic load-holding brake for precise control
- Durable all-metal three-stage planetary gear train
- IP68-rated waterproof winch sealing
- Black powder-coated finish for corrosion resistance

**Part numbers**

DBY-10260-40-00	Black
-----------------	-------

Required parts

DBY-10601-00-00	VRX 2500/3500lb Winch Wiring Kit by WARN®
-----------------	---

VRX Winch with Wire Rope by WARN®

With its all-metal construction, the WARN® VRX Winch with 50 feet of wire rope includes the new clutch developed from the WARN® 4WD hub lock design.

- Upgraded waterproof contactor IP68
- 2500lbs = 1134kg
- 4,88 mm x 15,24 meter steel wire rope
- Automatic load-holding brake for precise control
- Durable all-metal three-stage planetary gear train
- IP68-rated waterproof winch sealing
- Black powder-coated finish for corrosion resistance

**Part numbers**

DBY-10260-30-00	Black
-----------------	-------

Required parts

DBY-10601-00-00	VRX 2500/3500lb Winch Wiring Kit by WARN®
-----------------	---



Winch with Synthetic Wire Rope by WARN®

Combining a powerful motor and smart digital contactor into one, the Motactor™ on the AXON Winch with 15,2 meter of Synthetic Rope is perfect for extreme environments.

- 3500lbs = 1588kg
- 6,4mm of Spydura synthetic rope
- Motactor™ simplifies winch installation by 50%
- Monitor speed, load and motor temperature from winch remote
- Load limiter prevents overloading winch damage
- Rigid all-metal, waterproof construction
- New clutch design based on legendary WARN® 4WD hub lock design

Part numbers

DBY-10583-00-00 Black

Required parts

DBY-10599-50-00 AXON Wiring Kit

YFM700R SE

**GYTR® Protection Pack**

The GYTR Protection pack optimises the protection of your ATV for racing purposes. This pack consists of: Aluminium Swingarm Skidplate, Aluminium A-Arm Skid Plate, Aluminium Frame Skid Plate, GYTR Sport Front Grab Bar, Special Edition Footwells, Black GYTR Nerfbar and Webbing.

-

Yamaha Racing Grip Donuts

These trick neoprene donuts cushion your thumbs from rubbing blisters against the grip flange and throttle housing.

- Sold per pair

**Twin air pre-oiled dual layer air filter**

Improved air flow and filtration.

- Pre-oiled with bio-degradable oil
- Can be cleaned with water and soap

**Part numbers**

1AS-PRTCK-T0-00	
-----------------	--

1AS-PRTCK-T1-00	
-----------------	--

Conflicting parts

1AS-F11E0-V0-00	GYTR Nerf Bars
-----------------	----------------

GYT-15334-20-AL	GYTR A-arm skid plate
-----------------	-----------------------

GYT-5TG31-00-WS	Nerf Bar Webbing
-----------------	------------------

1AS-F84N0-V0-00	Aluminium Engine/Frame Skid Plate
-----------------	-----------------------------------

GYT-1S314-10-AL	GYTR Sport Front Grab Bar
-----------------	---------------------------

1S3-F16G0-V0-00	YFM700R Special Edition Footwells
-----------------	-----------------------------------

GYT-1S333-00-AL	Aluminium Swing Arm Skid Plate
-----------------	--------------------------------

Part numbers

GYT-5XD22-00-00	XL
-----------------	----

Part numbers

1S3-E4451-00-00	Green
-----------------	-------

Aluminium Valve Cap Knurled Pattern

Yamaha-branded valve cap

- Billet aluminium valve cap with Yamaha logo
- Available in 3 colors: black, blue and red



Part numbers

90338-W1016-BL	Black
90338-W1016-BU	Blue
90338-W1016-RE	Red

Aluminium Valve Cap Helical pattern

Yamaha-branded valve cap

- Billet aluminium valve cap with Yamaha logo
- Available in 3 colors: black, blue and red



Part numbers

90338-W1018-BU	Blue
90338-W1018-BL	Black
90338-W1018-RE	Red

Grab bar front SE

Designed to protect the body from frontal impacts

- Tough metal tube with stylish black powder-coated finish
- Simple to install



Part numbers

1AS-F84L0-V1-00	Black
-----------------	-------

Optional parts

ATV-1AS57-00-01	GYTR Plastic Footwell Extensions
1S3-F16G0-V0-00	YFM700R Special Edition Footwells

YFM700R Special Edition Footwells

Add extra styling as well as increased protection for your feet

- These stylish footwells feature a unique "R" in a punch-through design
- Tough metal tube and plate with stylish black powder-coated finish



Part numbers

1S3-F16G0-V0-00	Black
-----------------	-------

Required parts

ATV-1AS57-00-01	GYTR Plastic Footwell Extensions
-----------------	----------------------------------

Optional parts

1AS-F84L0-V1-00	Grab bar front SE
GYT-1S314-10-AL	GYTR Sport Front Grab Bar



Aluminium Engine/Frame Skid Plate

Protects the frame, steering stem sleeve, engine and chassis components

- Strong and lightweight construction in 5052 aluminum alloy sheet (4mm thickness)

Part numbers

1AS-F84N0-V0-00 Gun Metal

Optional parts

GYT-15334-20-AL GYTR A-arm skid plate

GYT-15333-00-AL Aluminium Swing Arm Skid Plate



GYTR Plastic Footwell Extensions

Designed for attachment to our accessory GYTR footwells.

- Made from tough high-impact plastic

Part numbers

ATV-1A557-00-01 Black

Required parts

153-F16G0-V0-00 YFM700R Special Edition Footwells

Optional parts

1AS-F84L0-V1-00 Grab bar front SE



Aluminium Swing Arm Skid Plate

Helps protect and complement the look of the standard aluminum swing arm

- One-piece design with a brushed-aluminum finish
- Aircraft-quality construction and materials

Part numbers

GYT-15333-00-AL Aluminium

Optional parts

1AS-F84N0-V0-00 Aluminium Engine/Frame Skid Plate



GYTR Sport Front Grab Bar

Designed to protect the shocks and radiator while offering a large, strong hand-hold to help manoeuvre the machine when in mud.

- Special ball-burnished aluminum tube-construction with lower bash plate

Part numbers

GYT-15314-10-AL Aluminium

GYT-15314-10-BK Black

Optional parts

153-F16G0-V0-00 YFM700R Special Edition Footwells



GYTR A-arm skid plate

Helps to protect A-arms, steering and suspension components.


- GYTR logo
- Strong, lightweight construction in aluminum alloy sheet
- Mounting hardware included

Part numbers

GYT-1S334-20-AL Gun Metal

Optional parts

1AS-F84N0-V0-00 Aluminium Engine/Frame Skid Plate



Nerf Bar Webbing

Replacement for worn or tattered webbing

- Specially designed - fits accessory nerf bars only

Part numbers

GYT-5TG31-00-WS Black

Required parts

1AS-F11E0-V0-00 GYTR Nerf Bars



Light weight Li-on battery

Designed for the most demanding riders, looking for higher and safer performance, faster acceleration, highly reduced weight and much longer battery life. The very low self-discharge enables the starting of an engine after a very long period of storage, even in very cold temperature conditions.

- Ready to use, just plug and play
- Fast charging, lightweight batteries
- Power level meter on battery
- 2 pieces M5 adapter bracket enclosed
- Very low self-discharge, can start engine after a long period
- Impressive cold cranking performance
- Heat temperature resistance up to 230°C
- Multi-positioning mounting up to 180°C
- Up to 70% lighter than comparable lead acid batteries
- Capacity 2Ah / 24Wh

Part numbers

90798-3BSLI-02 Grey

ATV/Side-by-Side Starter Motor Assemblies

OEM Part

- Direct Yamaha Genuine stock replacement



Part numbers

1S3-81890-00-00 Aluminium

Hour & Tacho Meter

Meter to help you to keep track of your engine's operating hours.



- Includes pre-programmed service intervals at 10 hours (initial) and every 50 hours thereafter
- A flash alert displays for a 2-hour period upon reaching the specified interval
- Works with all Yamaha 4-stroke models, including Yamaha gasoline generators and pumps

Part numbers

ENG-METER-4C-01 Black

GYTR Nerf Bars

Offers more protection for feet and legs and provides better support during riding



- Rugged, yet lightweight aluminum frame for maximum strength and support
- Webbing available separately

Part numbers

1AS-F11E0-V0-00 Aluminium

1AS-F11E0-T0-00 Black

Required parts

GYT-5TG31-00-WS Nerf Bar Webbing

GYTR® ATV High flow air filter

Filters dirt with no critical airflow or power loss requiring less maintenance in dusty conditions.



- Washable

Part numbers

GYT-1S395-01-00 Blue

Power Flow Kit by Twin Air

Replaces standard air filter adapter and air filter to improve airflow and deliver better engine performance



- Includes 1 pre-oiled airfilter, composite airfilter adapter & all mounting hardware

Part numbers

1S3-E41E0-TA-00

Power Flow Filter

Spare foam filter part for Power Flow Kit

- Pre-oiled
- Washable

**Part numbers**

1S3-E4451-PF-00

Required parts

1S3-E41E0-TA-00 Power Flow Kit by Twin Air

Yamaha Ratcheting Tie-downs

Strong and durable straps to tie your Yamaha or any other big object down tightly when transporting it in a van or trailer.



- Ease of operation; simple tensioning and one finger release
- Built-in soft hook on the fixed end for looping around handlebars, frame tubes, triple-tree clamps and other structural parts
- Ratchet handle is foreseen of a rubber cover for a solid grip
- Features the Yamaha logo at intervals
- Assembly strength: 540kg (1,200lb)
- Working load limit: 180kg (400lb)
- Sold per set of two

Part numbers

ACC-05558-40-30 Blue

Yamaha Racing Pit Mat

The Race Pit Mat is perfect for the garage, outdoors, or in the pits at the track to provide superior footing.



- Waterproof
- FIM approved
- Rubber backing
- Min. 1 liter oil absorption
- Size: 210 x 100 cm

Part numbers

YME-ENVIR-HQ-01 Blue

YME-ENVIR-HQ-00 Black

Metric Tool Kit

Comprehensive tool set that prepares you for just about anything the road will throw at you..



- Includes ring, open end spanners 8, 10, 12 & 14, adjustable spanner, vice grips, 4 way Phillips, flat screw driver, sparkplug spanner and plu gap guage
- Includes also a roll of black electrical tape, tyre pressure gauge, cable ties, wire, rag and #3, 4, 5 & 6 Allen keys
- Comes in a compact roll-up pouch
- Can easily be stowed away in your saddlebag, side case, top case, etc.

Part numbers

ABA-METRC-00-00 Black



YEC-9 Battery Charger EU Spec

6-step charger that can charge the battery of your Yamaha motorcycle, scooter, ATV, SMB and/or marine products. Applicable to European markets only.

- With EU-plug
- Unique battery charging technology. Fully automatic switch mode charger that analyses the state of the battery, charges and automatically switches to maintenance charging when ready
- Designed for safety: spark-free, protected from reverse polarity connections and short-circuit proof
- Light and compact; handy and easy to store
- Specially tested and approved by Yamaha service engineers
- Includes battery testing and float maintenance
- Identifies fault battery
- Ensures full charge to prolong battery life time
- Based on CTEK's test winning charger platform
- Combine it with the YEC quick connectors - the Built-in Panel Plug, Charger Indicator and Indicator Panel 150 - for reading the charge condition of your battery and/or for easier access between your Yamaha's battery and the YEC-8 charger

Part numbers

YME-YEC09-EU-20 Black

Battery Charger CTEK CS ONE

Charger for all types of batteries. New durable design to make it easy to handle, with unique mounting system on the back for quick connection to CS accessories. It can be left safely connected for long periods during maintenance charging.



- Recond option to restore and recondition lead-acid batteries
- 12V supply to support the battery during service work and retain contact power to the vehicle during battery replacement / removal
- Wake up option to revive seemingly dead lithium and lead-acid batteries
- Advanced settings to monitor charger voltage & amperage

Part numbers

YME-YEC01-EU-00 Black

YEC-50 Charger EU Spec

8-step charger that can charge the battery of your Yamaha motorcycle, scooter, ATV, SMB and/or marine products.

- Unique battery charging technology
- Designed for safety
- Light and compact
- Specially tested and approved by Yamaha service engineers

Part numbers

YME-YEC50-EU-20 Black





Yamaha Sliding T-Driver Set

Very compact T-driver tool with all Yamaha size socket.

- Includes a 3/8" tip driver
- 8, 10, 12, 14, and 17mm sockets and 5 and 6mm hex bits and a #2 Phillips screwdriver bit
- A socket clip attaches to the driver to keep the sockets in order
- Rugged vinyl pouch keeps the tools protected

Part numbers

ACC-05558-40-67 Chrome



YEC-9 Charger UK Specification

6-step charger that can charge the battery of your Yamaha motorcycle, scooter, ATV, SMB and/or marine products.

- Designed for safety
- Combine it with the YEC quick connectors
- Specially tested and approved by Yamaha service engineers
- Unique battery charging technology
- Light and compact

Part numbers

YME-YEC09-UK-20 Black



Battery Charger CTEK CS ONE

Charger for all types of batteries. New durable design to make it easy to handle, with unique mounting system on the back for quick connection to CS accessories. It can be left safely connected for long periods during maintenance charging.

- Recond option to restore and recharge lead-acid batteries
- 12V supply to support the battery during service work and retain contact power to the vehicle during battery replacement / removal
- Wake up option to revive seemingly dead lithium and lead-acid batteries
- Advanced settings to monitor charger voltage & amperage

Part numbers

YME-YEC01-UK-00 Black

YEC-50 Battery Charger UK SPEC

8-step charger that can charge the battery of your Yamaha motorcycle, scooter, ATV, SMB and/or marine products. Applicable to UK markets only.



- Unique battery charging technology. Fully automatic switch mode charger that analyses the state of the battery, charges and automatically switches to maintenance charging when ready
- Designed for safety: spark-free, protected from reverse polarity connections and short-circuit proof
- Light and compact; handy and easy to store
- Specially tested and approved by Yamaha service engineers to fit our range of motorcycles, scooters, ATV, SMB and other products
- 5 Amp maximum charge current
- Strongest in its class
- Shorter charging time
- Based on CTEK's test winning platform
- With UK-plug
- Combine it with the YEC quick connectors - the Built-in Panel Plug, Charger Indicator and Indicator Panel 150 - for reading the charge condition of your battery and/or for easier access between your Yamaha's battery and the YEC-50 charger

Part numbers

YME-YEC50-UK-10	Black
-----------------	-------

Yamaha Cam Buckles Tie-downs

Strong and durable straps to tie your Yamaha or any other big object down tightly when transporting it in a van or trailer.



- Ease of operation; simple tensioning and one finger release
- Built-in soft hook on the fixed end for looping around handlebars, frame tubes, triple-tree clamps and other structural parts
- Zinc cam buckle is foreseen with a pressure plate to reduce webbing abrasion
- Features the Yamaha logo at intervals
- Assembly strength: 540kg (1,200lb)
- Working load limit: 180kg (400lb)
- Sold per set of two

Part numbers

ACC-05558-40-28	Blue
-----------------	------

Pitboard Yamaha Racing

For communication with the rider during training or race via written text.



- Size: 60 x 32 cm
- Features Yamaha Racing and GYTR logos
- White background for better reading of text
- Including 4 mm whiteboard marker in black color
- Easy to clean with soft cloth
- Lightweight fabric makes it easy to stretch-out arm to the max

Part numbers

YME-PITBD-00-00	Blue
-----------------	------

YFZ450R SE



GYTR® High Performance Pack

Designed for competitive riders who want to progress quickly through the ranks and make a name for themselves. This state-of-the-art kit comes with everything you need to upgrade your unit into a ready-to-race unit. This kit consists of: GYTR full exhaust system, GYTR clutch cover and Twin Air Power Flow Kit.



Part numbers

BW2-HIPER-KT-00

Optional parts

18P-153E4-82-75 Filter skin for power flow filter
1TD-141B0-V0-00 YFZ AIS Removal Kit

GYTR® Protection Pack

The GYTR Protection pack optimises the protection of your ATV for racing purposes. This pack consists of: GYTR heavy-duty front grab bar, GYTR combo nerf bar and blue webbing, aluminium swingarm skidplates, and GYTR Rear grab bar number plate holder.



Part numbers

BW2-PRTK-T0-00

BW2-PRTK-T1-00

Conflicting parts

GYT-46D31-KT-08 GYTR Combination nerf bar, Footwell and foot peg
18P-F84L0-S0-00 GYTR heavy duty front grab bar
18P-F11E4-V0-00 Nerf Bar webbing
18P-F21A0-V0-00 Aluminium Swing Arm Skid Plate

Yamaha Racing Grip Donuts

These trick neoprene donuts cushion your thumbs from rubbing blisters against the grip flange and throttle housing.

- Sold per pair



Part numbers

GYT-5XD22-00-00 XL

Bar Mount

Attach your SP Connect phone case, or other SP Connect™ compatible devices to your motorbike with the Moto Mount Pro. The mount is CNC milled out of aircraft-grade aluminum and fits standard and oversized handlebars. To further protect your smartphone, the mount also has a unique vibration dampening system that cuts G-forces by up to 40% (depending on bike & phone model). You can mount it with the positioning arm or as a direct clamp mount - both versions allow 360° rotation to find the perfect position.

- CNC machined from aircraft grade aluminum
- Vibration dampening system
- Portrait / Landscape Orientation
- 360° rotation
- Fits standard and oversize handlebar
- Stainless steel fitting hardware
- Yamaha logo



Universal Phone Clamp Plus

The Universal Phone Clamp is designed to fit your smartphone with or without standard phone cases. Engineered with high-quality materials, the Universal Phone Clamp will ensure a tight and secure grip on your device while you focus on the road.

- Adaptable to phones of 56 to 82 mm
- An essential tool for hands-free convenience
- Slim and lightweight design
- Adjustable system
- Non slip TPU grip inserts
- Connectable to SP Connect standard and Plus Quick & Secure mounting system



Protection Case Smart Phone

The slim and functional case protects your smartphone at all times and lets you mount it to the wide variety of SP Connect™ PLUS mounts. Securely mount your phone with its patented twist-to-lock mechanism

- Use of all ports and buttons
- 3-layer case construction for ultimate safeguarding
- Functionality of wireless charging is not impaired
- Slim and lightweight design
- Protective and functional



Part numbers

YME-FMKIT-00-02	Black
-----------------	-------

Required parts

YME-FUPCL-P0-00	Universal Phone Clamp Plus
YME-FWIRE-00-02	Wireless Charging Module

Part numbers

YME-FUPCL-P0-00	Black
-----------------	-------

Required parts

YME-FMKIT-00-02	Bar Mount
-----------------	-----------

Part numbers

YME-FCASP-91-50	Black
-----------------	-------

YME-FCASP-91-60	Black
-----------------	-------

YME-FCASP-91-40	Black
-----------------	-------

YME-FCASP-92-10	Black
-----------------	-------

YME-FCASP-91-80	Black
-----------------	-------

YME-FCASP-91-90	Black
-----------------	-------

YME-FCASP-91-70	Black
-----------------	-------



Phone Protection Case

The slim and functional phone case protects your smartphone at all times and lets you mount it to a wide variety of mounts and various SP Connect™ compatible devices. Securely mount your phone with its patented twist-to-lock mechanism.

- Slim, protective and functional
- 3-layer case construction for ultimate safeguarding
- Use of all ports and buttons
- Functionality of wireless charging is not impaired

Part numbers

YME-FCAS9-00-00	Samsung S8/S9
YME-FCAS9-93-00	Black
YME-FCAS9-94-00	Black
YME-FCAS9-60-00	Samsung S20
YME-FCASA-50-00	iPhone 11 Pro / XS / X
YME-FCAS9-20-00	Samsung S8+ / S9+
YME-FCAS9-30-00	Samsung S10
YME-FCAS9-50-00	Samsung S10E
YME-FCAS9-40-00	Samsung S10+
YME-FCAS9-80-00	Samsung S20 Ultra
YME-FCAS9-70-00	Samsung S20+
YME-FCAS9-00-02	Samsung S21
YME-FCAS9-70-02	Samsung S21 Plus
YME-FCASA-70-02	iPhone 12 / Pro
YME-FCASA-90-02	iPhone 12 Pro Max
YME-FCAS9-01-00	Samsung S20 FE
YME-FCAS9-90-00	Samsung S21 Ultra
YME-FCASA-95-00	iPhone 12 Mini
YME-FCASA-94-00	iPhone13 Pro Max
YME-FCASA-93-00	iPhone 13 / Pro
YME-FCASA-92-00	iPhone 13 Mini
YME-FCASA-91-00	iPhone 13
YME-FCAS9-91-00	Black

SP Connect™ Anti Vibration Module

Use the SP Connect™ Anti Vibration Module to further reduce vibrations for a variety of frequency ranges. The development of this new product is a reaction to the complexity of newer smartphone models, whose camera systems consist of increasingly sensitive components. The specially developed elastomer inlay dampens in all directions and stops up to 60% of vibrations (e.g. from the motorcycle engine) that could affect the mechanical image stabilizer of the camera. This not only protects your smartphone, but it remains stable and securely mounted so that you can easily navigate while on the road.

- CNC machined from aircraft grade aluminum
- 3D vibration damping through specially developed elastomer inlay
- Portrait / Landscape orientation option
- 360° rotation in 6° increments
- Fits all SP Connect™ mounts with standard damping head
- Easy DIY mounting



Part numbers

YME-FAVM0-00-00	Black
-----------------	-------



Twin air pre-oiled dual layer air filter

Improved air flow and filtration.

- Pre-oiled with bio-degradable oil

Part numbers

5TG-E4451-00-00	Green
-----------------	-------



Aluminium Valve Cap Knurled Pattern

Yamaha-branded valve cap

- Billet aluminium valve cap with Yamaha logo
- Available in 3 colors: black, blue and red

Part numbers

90338-W1016-BL	Black
----------------	-------

90338-W1016-BU	Blue
----------------	------

90338-W1016-RE	Red
----------------	-----



Aluminium Valve Cap Helical pattern

Yamaha-branded valve cap

- Billet aluminium valve cap with Yamaha logo
- Available in 3 colors: black, blue and red

Part numbers

90338-W1018-BU	Blue
----------------	------

90338-W1018-BL	Black
----------------	-------

90338-W1018-RE	Red
----------------	-----



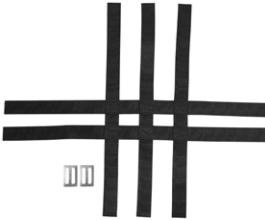
Ignition Cover Plug Kit

Stylish blue ignition cover plug kit to replace the original plug.

- Easy replacement
- Sold per pair

Part numbers

1SR-F0914-0B-L0	Blue
-----------------	------



Nerf Bar webbing

Helps you easily create a more individual look for your Sport ATV

- Specially designed - fits accessory nerf bars only
- The perfect replacement – instant new-look webbing
- Available in Black (18PF11E4V000) or Blue (18PF11E4U000)

Part numbers

18P-F11E4-V0-00 Black

Required parts

46D-F11E0-V0-00 GYTR nerf bars

Conflicting parts

BW2-PRTCK-T0-00 GYTR® Protection Pack



Aluminum Engine/Frame Skid Plate

Protects the frame, steering stem sleeve, engine and chassis components

- Light, yet very strong construction in 5052 aluminum alloy (4mm thickness)
NB: Cannot be installed in conjunction with plastic frame glide plate

Part numbers

18P-F84N0-V0-00 Aluminium



Power Cable Wireless Charger

Use the CABLE WIRELESS CHARGER to connect the Wireless Charging Module directly to a power source (i.e. motorcycle battery / ignition)

- Compatible with the Wireless Charging Module
- Integrated voltage converter (12V / 6V to 5V)
- Cable for direct wiring to battery
- Length of cable: 120cm

Part numbers

YME-FCABW-00-02 Black



Wireless Charging Module

The Wireless Charging module can be mounted on any SP Connect mount.

The SP Connect Phone Case attaches in seconds with a 90 ° turn. For wireless charging, it has to be attached to a power source (USB socket, battery, power bank). Perfect for longer trips as you can charge your smartphone on the go.

- Weatherproof
- Compatible with all SP Connect MicroRail mounts and adapters
- Power: up to 7.5W, 1 USB-C / USB cable (50cm)
- Dimensions: 95mm x 55mm x 12mm
- Includes necessary installation tools

Part numbers

YME-FWIRE-00-02 Black

Required parts

YME-FMKIT-00-02 Bar Mount

Optional parts

YME-FCABW-00-02 Power Cable Wireless Charger

Hour & Tacho Meter

Meter to help you to keep track of your engine's operating hours.



- Includes pre-programmed service intervals at 10 hours (initial) and every 50 hours thereafter
- A flash alert displays for a 2-hour period upon reaching the specified interval
- Works with all Yamaha 4-stroke models, including Yamaha gasoline generators and pumps

Part numbers

ENG-METER-4C-01 Black

Light weight Li-on battery

Designed for the most demanding riders, looking for higher and safer performance, faster acceleration, highly reduced weight and much longer battery life. The very low self-discharge enables the starting of an engine after a very long period of storage, even in very cold temperature conditions.



- Ready to use, just plug and play
- Fast charging, lightweight batteries
- Power level meter on battery
- 2 pieces M5 adapter bracket enclosed
- Very low self-discharge, can start engine after a long period
- Impressive cold cranking performance
- Heat temperature resistance up to 230°C
- Multi-positioning mounting up to 180°C
- Up to 70% lighter than comparable lead acid batteries
- Capacity 2Ah / 24Wh

Part numbers

90798-3BSLJ-02 Grey

ATV/Side-by-Side Starter Motor Assemblies

Direct Yamaha genuine stock replacement

**Part numbers**

18P-81890-00-00 Aluminium

GYTR Performance Camshaft Kit

This Camshaft Kit provides a performance boost throughout the RPM range while maintaining a high level of durability.



- Supplied with durable stock cam gears and de-comp installed
- Designed for use in modified engines equipped with a high compression piston

Part numbers

18P-E21F0-V0-00 YME-CRUDE

Required parts

GYT-5D305-00-00 GYTR high compression piston kit



Quick-Release Fastener Kit

Allows for the quick and easy removal of body-work with no tools needed.

- Kit comes with 10 fasteners and clips.

Part numbers

18P-F17B2-V1-00 Chrome

Part numbers

18P-F16L0-V0-00 White

Required parts

18P-F84L0-S0-00 GYTR heavy duty front grab bar

Part numbers

18P-F84L0-N1-00 Black aluminium

Optional parts

GYT-46D31-KT-08 GYTR Combination nerf bar, footwell and foot peg

46D-F11E0-V0-00 GYTR nerf bars

Part numbers

18P-F21A0-V0-00 Aluminium



GYTR Race Grab Bar Number Plate

Made for easy installation of race number

- Includes all necessary mounting hardware included
- For use on GYTR Race front and rear grab bars



SE Front grab bar

Helps provide protection to key components on the front of the ATV while offering a large, strong hand-hold to help manoeuvre the machine.

- Constructed of 25mm diameter, 6063 aluminum alloy tubing
- Durable and stylish finish in black powder-coat

Aluminium Swing Arm Skid Plate

Helps to protect and complement the look of the factory aluminium swing arm.

- High-tech, one-piece design
- Brushed-aluminum finish
- Includes aircraft-quality hardware.





GYTR heavy duty front grab bar

The "Bull Horn" design helps protect the shocks and radiator while offering a large and secure hand-hold to help manoeuvre the machine in mud.

- Constructed of strong, lightweight 6063 and 5052 aluminum alloy tubing and sheet metal
- Stylish and durable black powder-coated finish.

Part numbers

18P-F84L0-50-00 Black aluminium

Optional parts

18P-F16L0-V0-00 GYTR Race Grab Bar Number Plate

Lock Wire Bracket

Stainless steel bracket offering mounting a point for the lock wire.

- Fits under every M6 bolt
- Sold as set of 3 brackets
- Stainless steel bracket



Part numbers

MTS-TLSKT-01-BR Steel

Magnetic Oil Drain Bolt

Replaces the original oil drain bolt, and prevents metal shavings from circulating in the motor oil.

- Used by Yamaha Racing Teams
- Safety wire holes to secure oil drain bolt from loosening during races
- Includes lock wire bracket and copper gasket
- Lighter than original bolt



Part numbers

BR9-E51C0-EU-00 Blue

YFZ AIS Removal Kit

This kit allows for the removal of the air induction system (AIS) from your ATV to provide weight reduction.

- This accessory is restricted to closed-course competition use



Part numbers

1TD-141B0-V0-00 Aluminium



GYTR® Billet Clutch Pressure Plate

Part of the GYTR® Clutch Components which are precision machined from aerospace-quality aluminum with a unique hard coating.

- The GYTR® Clutch Components provide superior performance and clutch feel, as well as excellent component durability
- The patent-pending "auto oiling system" forces oil through specially cut holes in the pressure plate, into the inner hub, and then to the clutch plates
- Results in improved clutch performance, with lower clutch temperatures, less clutch expansion and extended clutch life
- Less rotational mass for improved acceleration
- Lighter than original components

Part numbers

GYT-2S256-20-00 Gun Metal

Optional parts

GYT-5XD56-40-00 GYTR® Billet Clutch Inner Hub



GYTR nerf bars

Offers greater protection and a better riding position, providing more grip during racing.

- Aluminum frame construction designed to accept 38mm nylon webbing.
- The webbing is available in 2 colour options – supplied separately
- Designed and available for closed-course competition only.

Part numbers

46D-F11E0-V0-00 Aluminium

Required parts

18P-F11E4-V0-00 Nerf Bar webbing

Optional parts

18P-F84L0-N1-00 SE Front grab bar



GYTR Combination nerf bar, foot-well and foot peg

Combines the nerf bars, footwells, and foot pegs into one accessory.

- 32mm diameter 6063 aluminum alloy tubing
- Footpegs are 64mm wide and 19mm longer than stock
- Choice of height positions - 19mm or 32mm lower than standard
- Extruded joint clamp helps make installation and alignment
- Durable black 38mm wide nylon webbing in the nerf bar and footwell areas
- Replacement webbing available after prolonged heavy usage
- 5 degrees sweep for ultimate leverage, comfort, and clearance
- Designed and available for closed-course competition only

Part numbers

GYT-46D31-KT-08 Black aluminium

Optional parts

18P-F84L0-N1-00 SE Front grab bar



GYTR high compression piston kit

Special performance camshaft option to maximize top-end horsepower

- Boosts engine compression ratio to 13.2:1
- Delivers 1.5 to 3 hp extra throughout most of the power band
- No crank rebalancing necessary
- Uses stock gaskets (not included)

Part numbers

GYT-5D305-00-00 Aluminium

Required parts

18P-E21F0-V0-00 GYTR Performance Camshaft Kit



GYTR Billet Clutch Cover

The Cover protects the clutch housing

- Precision-machined from the highest grade of aluminium
- Anodized to achieve an exceptionally hard, wear resistant surface

Part numbers

GYT-5XD35-10-AL Gun Metal



Magnetic Oil Drain Bolt

Replaces the original oil drain bolt, and prevents metal shavings from circulating in the motor oil.

- Used by Yamaha Racing Teams
- Safety wire holes to secure oil drain bolt from loosening during races
- Includes lock wire bracket and copper gasket
- Lighter than original bolt

Part numbers

BR9-E51C0-EU-01 Blue

Power Flow kit by Twin Air

Boosts engine performance by improving airflow. Simply replaces the standard air filter adapter and air filter.

- Includes a pre-oiled airfilter
- includes a composite airfilter adapter
- 116.5mm intake

Part numbers

18P-E41E0-TA-00

Optional parts

18P-E47A0-EU-00 GYTR full exhaust system

18P-153E4-82-7S Filter skin for power flow filter



Filter skin for power flow filter

Provides an extra layer of thin maze to prevent clogging up quickly

- Fits over power flo filter within a few seconds

Part numbers

18P-153E4-82-7S

Required parts

18P-E4451-PF-00 Power Flow filter

18P-E41E0-TA-00 Power Flow kit by Twin Air



Power Flow filter

Replacement foam filter for Power Flow kit



- Pre-oiled
- Washable

Part numbers

18P-E4451-PF-00

Required parts

18P-E41E0-TA-00 Power Flow kit by Twin Air

Optional parts

18P-E47A0-EU-00 GYTR full exhaust system

18P-153E4-82-75 Filter skin for power flow filter

GYTR® Billet Clutch Inner Hub

Part of the GYTR® Clutch Components which are precision machined from aerospace-quality aluminum with a unique hard coating.



- The GYTR® Clutch Components provide superior performance and clutch feel, as well as excellent component durability
- The patent-pending "auto oiling system" forces oil through specially cut holes in the pressure plate, into the inner hub, and then to the clutch plates
- Results in improved clutch performance, with lower clutch temperatures, less clutch expansion and extended clutch life
- Less rotational mass for improved acceleration
- Lighter than original components

Part numbers

GYT-5XD56-40-00 Gun Metal

Optional parts

GYT-2S256-20-00 GYTR® Billet Clutch Pressure Plate

GYTR full exhaust system

Delivers an all-round improvement in engine performance



- Replaces the complete exhaust system
- Ideal for use in combination with Power Commander and Power Flow air filter kit
- Dealer installation is recommended

Part numbers

18P-E47A0-EU-00 Gun Metal

Optional parts

18P-E4451-PF-00 Power Flow filter

Metric Tool Kit

Comprehensive tool set that prepares you for just about anything the road will throw at you..



- Includes ring, open end spanners 8, 10, 12 & 14, adjustable spanner, vice grips, 4 way Phillips, flat screw driver, sparkplug spanner and plu gap gauge
- Includes also a roll of black electrical tape, tyre pressure gauge, cable ties, wire, rag and #3, 4, 5 & 6 Allen keys
- Comes in a compact roll-up pouch
- Can easily be stowed away in your saddlebag, side case, top case, etc.

Part numbers

ABA-METRC-00-00 Black

YEC-50 Battery Charger UK SPEC

8-step charger that can charge the battery of your Yamaha motorcycle, scooter, ATV, SMB and/or marine products. Applicable to UK markets only.



- Unique battery charging technology. Fully automatic switch mode charger that analyses the state of the battery, charges and automatically switches to maintenance charging when ready
- Designed for safety: spark-free, protected from reverse polarity connections and short-circuit proof
- Light and compact; handy and easy to store
- Specially tested and approved by Yamaha service engineers to fit our range of motorcycles, scooters, ATV, SMB and other products
- 5 Amp maximum charge current
- Strongest in its class
- Shorter charging time
- Based on CTEK's test winning platform
- With UK-plug
- Combine it with the YEC quick connectors - the Built-in Panel Plug, Charger Indicator and Indicator Panel 150 - for reading the charge condition of your battery and/or for easier access between your Yamaha's battery and the YEC-50 charger

Part numbers

YME-YEC50-UK-10 Black

Yamaha Cam Buckles Tie-downs

Strong and durable straps to tie your Yamaha or any other big object down tightly when transporting it in a van or trailer.



- Ease of operation; simple tensioning and one finger release
- Built-in soft hook on the fixed end for looping around handlebars, frame tubes, triple-tree clamps and other structural parts
- Zinc cam buckle is foreseen with a pressure plate to reduce webbing abrasion
- Features the Yamaha logo at intervals
- Assembly strength: 540kg (1,200lb)
- Working load limit: 180kg (400lb)
- Sold per set of two

Part numbers

ACC-05S58-40-28 Blue

Yamaha Ratcheting Tie-downs

Strong and durable straps to tie your Yamaha or any other big object down tightly when transporting it in a van or trailer.



- Ease of operation; simple tensioning and one finger release
- Built-in soft hook on the fixed end for looping around handlebars, frame tubes, triple-tree clamps and other structural parts
- Ratchet handle is foreseen of a rubber cover for a solid grip
- Features the Yamaha logo at intervals
- Assembly strength: 540kg (1,200lb)
- Working load limit: 180kg (400lb)
- Sold per set of two

Part numbers

ACC-05S58-40-30 Blue

Yamaha Racing Pit Mat

The Race Pit Mat is perfect for the garage, outdoors, or in the pits at the track to provide superior footing.

- Waterproof
- FIM approved
- Rubber backing
- Min. 1 liter oil absorption
- Size: 210 x 100 cm

**Part numbers**

YME-ENVIR-HQ-01 Blue

YME-ENVIR-HQ-00 Black

YEC-9 Battery Charger EU Spec

6-step charger that can charge the battery of your Yamaha motorcycle, scooter, ATV, SMB and/or marine products. Applicable to European markets only.

- With EU-plug
- Unique battery charging technology. Fully automatic switch mode charger that analyses the state of the battery, charges and automatically switches to maintenance charging when ready
- Designed for safety: spark-free, protected from reverse polarity connections and short-circuit proof
- Light and compact; handy and easy to store
- Specially tested and approved by Yamaha service engineers
- Includes battery testing and float maintenance
- Identifies fault battery
- Ensures full charge to prolong battery life time
- Based on CTEK's test winning charger platform
- Combine it with the YEC quick connectors - the Built-in Panel Plug, Charger Indicator and Indicator Panel 150 - for reading the charge condition of your battery and/or for easier access between your Yamaha's battery and the YEC-8 charger

**Part numbers**

YME-YEC09-EU-20 Black

Battery Charger CTEK CS ONE

Charger for all types of batteries. New durable design to make it easy to handle, with unique mounting system on the back for quick connection to CS accessories. It can be left safely connected for long periods during maintenance charging.

- Recond option to restore and recondition lead-acid batteries
- 12V supply to support the battery during service work and retain contact power to the vehicle during battery replacement / removal
- Wake up option to revive seemingly dead lithium and lead-acid batteries
- Advanced settings to monitor charger voltage & amperage

**Part numbers**

YME-YEC01-EU-00 Black

YEC-50 Charger EU Spec

8-step charger that can charge the battery of your Yamaha motorcycle, scooter, ATV, SMB and/or marine products.

- Unique battery charging technology
- Designed for safety
- Light and compact
- Specially tested and approved by Yamaha service engineers

**Part numbers**

YME-YEC50-EU-20	Black
-----------------	-------

Yamaha Sliding T-Driver Set

Very compact T-driver tool with all Yamaha size socket.

- Includes a 3/8" tip driver
- 8, 10, 12, 14, and 17mm sockets and 5 and 6mm hex bits and a #2 Phillips screwdriver bit
- A socket clip attaches to the driver to keep the sockets in order
- Rugged vinyl pouch keeps the tools protected

**Part numbers**

ACC-055S8-40-67	Chrome
-----------------	--------

YEC-9 Charger UK Specification

6-step charger that can charge the battery of your Yamaha motorcycle, scooter, ATV, SMB and/or marine products.

- Designed for safety
- Combine it with the YEC quick connectors
- Specially tested and approved by Yamaha service engineers
- Unique battery charging technology
- Light and compact

**Part numbers**

YME-YEC09-UK-20	Black
-----------------	-------

Battery Charger CTEK CS ONE

Charger for all types of batteries. New durable design to make it easy to handle, with unique mounting system on the back for quick connection to CS accessories. It can be left safely connected for long periods during maintenance charging.

- Recond option to restore and recondition lead-acid batteries
- 12V supply to support the battery during service work and retain contact power to the vehicle during battery replacement / removal
- Wake up option to revive seemingly dead lithium and lead-acid batteries
- Advanced settings to monitor charger voltage & amperage

**Part numbers**

YME-YEC01-UK-00	Black
-----------------	-------

Pitboard Yamaha Racing

For communication with the rider during training or race via written text.

- Size: 60 x 32 cm
- Features Yamaha Racing and GYTR logos
- White background for better reading of text
- Including 4 mm whiteboard marker in black color
- Easy to clean with soft cloth
- Lightweight fabric makes it easy to stretch-out arm to the max

**Part numbers**

YME-PITBD-00-00 Blue

Pitboard Yamaha Racing XL

For communication with the rider during training or race via written text.

- XL size: 74 x 48 cm
- Features Yamaha Racing logo
- White background for better reading of text
- Easy to clean with soft cloth
- Including 4 mm whiteboard marker in black color
- Lightweight fabric makes it easy to stretch-out arm to the max

**Part numbers**

YME-PITBD-XL-00 Blue

YFZ450R

**GYTR® High Performance Pack**

Designed for competitive riders who want to progress quickly through the ranks and make a name for themselves. This state-of-the-art kit comes with everything you need to upgrade your unit into a ready-to-race unit. This kit consists of: GYTR full exhaust system, GYTR clutch cover and Twin Air Power Flow Kit.

**Part numbers**

BW2-HIPER-KT-00

Optional parts

18P-1S3E4-82-7S Filter skin for power flow filter

1TD-141B0-V0-00 YFZ AIS Removal Kit

GYTR® Protection Pack

The GYTR Protection pack optimises the protection of your ATV for racing purposes. This pack consists of: GYTR heavy-duty front grab bar, GYTR combo nerf bar and blue webbing, aluminium swingarm skidplates, and GYTR Rear grab bar number plate holder.

**Part numbers**

BW2-PRTKC-T0-00

BW2-PRTKC-T1-00

Conflicting parts

GYT-46D31-KT-08 GYTR Combination nerf bar, footwell and foot peg

18P-F84L0-S0-00 GYTR heavy duty front grab bar

18P-F11E4-V0-00 Nerf Bar webbing

18P-F21A0-V0-00 Aluminium Swing Arm Skid Plate

Yamaha Racing Grip Donuts

These trick neoprene donuts cushion your thumbs from rubbing blisters against the grip flange and throttle housing.

- Sold per pair

**Part numbers**

GYT-5XD22-00-00 XL



Bar Mount

Attach your SP Connect phone case, or other SP Connect™ compatible devices to your motorbike with the Moto Mount Pro. The mount is CNC milled out of aircraft-grade aluminum and fits standard and oversized handlebars. To further protect your smartphone, the mount also has a unique vibration dampening system that cuts G-forces by up to 40% (depending on bike & phone model). You can mount it with the positioning arm or as a direct clamp mount - both versions allow 360° rotation to find the perfect position.

- CNC machined from aircraft grade aluminum
- Vibration dampening system
- Portrait / Landscape Orientation
- 360° rotation
- Fits standard and oversize handlebar
- Stainless steel fitting hardware
- Yamaha logo

Universal Phone Clamp Plus

The Universal Phone Clamp is designed to fit your smartphone with or without standard phone cases. Engineered with high-quality materials, the Universal Phone Clamp will ensure a tight and secure grip on your device while you focus on the road.

- Adaptable to phones of 56 to 82 mm
- An essential tool for hands-free convenience
- Slim and lightweight design
- Adjustable system
- Non slip TPU grip inserts
- Connectable to SP Connect standard and Plus Quick & Secure mounting system

Protection Case Smart Phone

The slim and functional case protects your smartphone at all times and lets you mount it to the wide variety of SP Connect™ PLUS mounts. Securely mount your phone with its patented twist-to-lock mechanism

- Use of all ports and buttons
- 3-layer case construction for ultimate safeguarding
- Functionality of wireless charging is not impaired
- Slim and lightweight design
- Protective and functional



Part numbers

YME-FMKIT-00-02	Black
-----------------	-------

Required parts

YME-FUPCL-P0-00	Universal Phone Clamp Plus
YME-FWIRE-00-02	Wireless Charging Module

Part numbers

YME-FUPCL-P0-00	Black
-----------------	-------

Required parts

YME-FMKIT-00-02	Bar Mount
-----------------	-----------

Part numbers

YME-FCASP-91-50	Black
-----------------	-------

YME-FCASP-91-60	Black
-----------------	-------

YME-FCASP-91-40	Black
-----------------	-------

YME-FCASP-92-10	Black
-----------------	-------

YME-FCASP-91-80	Black
-----------------	-------

YME-FCASP-91-90	Black
-----------------	-------

YME-FCASP-91-70	Black
-----------------	-------



Phone Protection Case

The slim and functional phone case protects your smartphone at all times and lets you mount it to a wide variety of mounts and various SP Connect™ compatible devices. Securely mount your phone with its patented twist-to-lock mechanism.

- Slim, protective and functional
- 3-layer case construction for ultimate safeguarding
- Use of all ports and buttons
- Functionality of wireless charging is not impaired

Part numbers

YME-FCAS9-00-00	Samsung S8/S9
YME-FCAS9-93-00	Black
YME-FCAS9-94-00	Black
YME-FCAS9-60-00	Samsung S20
YME-FCASA-50-00	iPhone 11 Pro / XS / X
YME-FCAS9-20-00	Samsung S8+ / S9+
YME-FCAS9-30-00	Samsung S10
YME-FCAS9-50-00	Samsung S10E
YME-FCAS9-40-00	Samsung S10+
YME-FCAS9-80-00	Samsung S20 Ultra
YME-FCAS9-70-00	Samsung S20+
YME-FCAS9-00-02	Samsung S21
YME-FCAS9-70-02	Samsung S21 Plus
YME-FCASA-70-02	iPhone 12 / Pro
YME-FCASA-90-02	iPhone 12 Pro Max
YME-FCAS9-01-00	Samsung S20 FE
YME-FCAS9-90-00	Samsung S21 Ultra
YME-FCASA-95-00	iPhone 12 Mini
YME-FCASA-94-00	iPhone13 Pro Max
YME-FCASA-93-00	iPhone 13 / Pro
YME-FCASA-92-00	iPhone 13 Mini
YME-FCASA-91-00	iPhone 13
YME-FCAS9-91-00	Black

SP Connect™ Anti Vibration Module

Use the SP Connect™ Anti Vibration Module to further reduce vibrations for a variety of frequency ranges. The development of this new product is a reaction to the complexity of newer smartphone models, whose camera systems consist of increasingly sensitive components. The specially developed elastomer inlay dampens in all directions and stops up to 60% of vibrations (e.g. from the motorcycle engine) that could affect the mechanical image stabilizer of the camera. This not only protects your smartphone, but it remains stable and securely mounted so that you can easily navigate while on the road.



- CNC machined from aircraft grade aluminum
- 3D vibration damping through specially developed elastomer inlay
- Portrait / Landscape orientation option
- 360° rotation in 6° increments
- Fits all SP Connect™ mounts with standard damping head
- Easy DIY mounting

Part numbers

YME-FAVM0-00-00	Black
-----------------	-------



Twin air pre-oiled dual layer air filter

Improved air flow and filtration.

- Pre-oiled with bio-degradable oil

Part numbers

5TG-E4451-00-00	Green
-----------------	-------

Aluminium Valve Cap Knurled Pattern

Yamaha-branded valve cap

- Billet aluminium valve cap with Yamaha logo
- Available in 3 colors: black, blue and red



Part numbers

90338-W1016-BL	Black
----------------	-------

90338-W1016-BU	Blue
----------------	------

90338-W1016-RE	Red
----------------	-----

Aluminium Valve Cap Helical pattern

Yamaha-branded valve cap

- Billet aluminium valve cap with Yamaha logo
- Available in 3 colors: black, blue and red



Part numbers

90338-W1018-BU	Blue
----------------	------

90338-W1018-BL	Black
----------------	-------

90338-W1018-RE	Red
----------------	-----

Ignition Cover Plug Kit

Stylish blue ignition cover plug kit to replace the original plug.

- Easy replacement
- Sold per pair



Part numbers

1SR-F0914-0B-L0	Blue
-----------------	------



Nerf Bar webbing

Helps you easily create a more individual look for your Sport ATV

- Specially designed - fits accessory nerf bars only
- The perfect replacement – instant new-look webbing
- Available in Black (18PF11E4V000) or Blue (18PF11E4U000)

Part numbers

18P-F11E4-V0-00 Black

Required parts

46D-F11E0-V0-00 GYTR nerf bars

Conflicting parts

BW2-PRTCK-T0-00 GYTR® Protection Pack



Aluminum Engine/Frame Skid Plate

Protects the frame, steering stem sleeve, engine and chassis components

- Light, yet very strong construction in 5052 aluminum alloy (4mm thickness)
NB: Cannot be installed in conjunction with plastic frame glide plate

Part numbers

18P-F84N0-V0-00 Aluminium

Power Cable Wireless Charger

Use the CABLE WIRELESS CHARGER to connect the Wireless Charging Module directly to a power source (i.e. motorcycle battery / ignition)

- Compatible with the Wireless Charging Module
- Integrated voltage converter (12V / 6V to 5V)
- Cable for direct wiring to battery
- Length of cable: 120cm



Part numbers

YME-FCABW-00-02 Black

Wireless Charging Module

The Wireless Charging module can be mounted on any SP Connect mount.

The SP Connect Phone Case attaches in seconds with a 90 ° turn. For wireless charging, it has to be attached to a power source (USB socket, battery, power bank). Perfect for longer trips as you can charge your smartphone on the go.

- Weatherproof
- Compatible with all SP Connect MicroRail mounts and adapters
- Power: up to 7.5W, 1 USB-C / USB cable (50cm)
- Dimensions: 95mm x 55mm x 12mm
- Includes necessary installation tools



Part numbers

YME-FWIRE-00-02 Black

Required parts

YME-FMKIT-00-02 Bar Mount

Optional parts

YME-FCABW-00-02 Power Cable Wireless Charger

Hour & Tacho Meter

Meter to help you to keep track of your engine's operating hours.



- Includes pre-programmed service intervals at 10 hours (initial) and every 50 hours thereafter
- A flash alert displays for a 2-hour period upon reaching the specified interval
- Works with all Yamaha 4-stroke models, including Yamaha gasoline generators and pumps

Part numbers

ENG-METER-4C-01 Black

Light weight Li-on battery

Designed for the most demanding riders, looking for higher and safer performance, faster acceleration, highly reduced weight and much longer battery life. The very low self-discharge enables the starting of an engine after a very long period of storage, even in very cold temperature conditions.



- Ready to use, just plug and play
- Fast charging, lightweight batteries
- Power level meter on battery
- 2 pieces M5 adapter bracket enclosed
- Very low self-discharge, can start engine after a long period
- Impressive cold cranking performance
- Heat temperature resistance up to 230°C
- Multi-positioning mounting up to 180°C
- Up to 70% lighter than comparable lead acid batteries
- Capacity 2Ah / 24Wh

Part numbers

90798-3BSLI-02 Grey

ATV/Side-by-Side Starter Motor Assemblies

Direct Yamaha genuine stock replacement

**Part numbers**

18P-81890-00-00 Aluminium

GYTR Performance Camshaft Kit

This Camshaft Kit provides a performance boost throughout the RPM range while maintaining a high level of durability.

- Supplied with durable stock cam gears and de-comp installed
- Designed for use in modified engines equipped with a high compression piston

**Part numbers**

18P-E21F0-V0-00 YME-CRUDE

Required parts

GYT-5D305-00-00 GYTR high compression piston kit



Quick-Release Fastener Kit

Allows for the quick and easy removal of body-work with no tools needed.

- Kit comes with 10 fasteners and clips.

Part numbers

18P-F17B2-V1-00 Chrome



GYTR Race Grab Bar Number Plate

Made for easy installation of race number

- Includes all necessary mounting hardware included
- For use on GYTR Race front and rear grab bars

Part numbers

18P-F16L0-V0-00 White

Required parts

18P-F84L0-S0-00 GYTR heavy duty front grab bar



SE Front grab bar

Helps provide protection to key components on the front of the ATV while offering a large, strong hand-hold to help manoeuvre the machine.

- Constructed of 25mm diameter, 6063 aluminum alloy tubing
- Durable and stylish finish in black powder-coat

Part numbers

18P-F84L0-N1-00 Black aluminium

Optional parts

GYT-46D31-KT-08 GYTR Combination nerf bar, footwell and foot peg

46D-F11E0-V0-00 GYTR nerf bars



Aluminium Swing Arm Skid Plate

Helps to protect and complement the look of the factory aluminium swing arm.

- High-tech, one-piece design
- Brushed-aluminum finish
- Includes aircraft-quality hardware.

Part numbers

18P-F21A0-V0-00 Aluminium

GYTR heavy duty front grab bar

The "Bull Horn" design helps protect the shocks and radiator while offering a large and secure hand-hold to help manoeuvre the machine in mud.

- Constructed of strong, lightweight 6063 and 5052 aluminum alloy tubing and sheet metal
- Stylish and durable black powder-coated finish.

**Part numbers**

18P-F84L0-S0-00	Black aluminium
-----------------	-----------------

Optional parts

18P-F16L0-V0-00	GYTR Race Grab Bar Number Plate
-----------------	---------------------------------

Lock Wire Bracket

Stainless steel bracket offering mounting a point for the lock wire.

- Fits under every M6 bolt
- Sold as set of 3 brackets
- Stainless steel bracket

**Part numbers**

MTS-TLSKT-01-BR	Steel
-----------------	-------

Magnetic Oil Drain Bolt

Replaces the original oil drain bolt, and prevents metal shavings from circulating in the motor oil.

- Used by Yamaha Racing Teams
- Safety wire holes to secure oil drain bolt from loosening during races
- Includes lock wire bracket and copper gasket
- Lighter than original bolt

**Part numbers**

BR9-ES1C0-EU-00	Blue
-----------------	------

YFZ AIS Removal Kit

This kit allows for the removal of the air induction system (AIS) from your ATV to provide weight reduction.

- This accessory is restricted to closed-course competition use

**Part numbers**

1TD-141B0-V0-00	Aluminium
-----------------	-----------



GYTR® Billet Clutch Pressure Plate

Part of the GYTR® Clutch Components which are precision machined from aerospace-quality aluminum with a unique hard coating.

- The GYTR® Clutch Components provide superior performance and clutch feel, as well as excellent component durability
- The patent-pending "auto oiling system" forces oil through specially cut holes in the pressure plate, into the inner hub, and then to the clutch plates
- Results in improved clutch performance, with lower clutch temperatures, less clutch expansion and extended clutch life
- Less rotational mass for improved acceleration
- Lighter than original components

Part numbers

GYT-2S256-20-00 Gun Metal

Optional parts

GYT-5XD56-40-00 GYTR® Billet Clutch Inner Hub



GYTR nerf bars

Offers greater protection and a better riding position, providing more grip during racing.

- Aluminum frame construction designed to accept 38mm nylon webbing.
- The webbing is available in 2 colour options – supplied separately
- Designed and available for closed-course competition only.

Part numbers

46D-F11E0-V0-00 Aluminium

Required parts

18P-F11E4-V0-00 Nerf Bar webbing

Optional parts

18P-F84L0-N1-00 SE Front grab bar



GYTR Combination nerf bar, footwell and foot peg

Combines the nerf bars, footwells, and foot pegs into one accessory.

- 32mm diameter 6063 aluminum alloy tubing
- Footpegs are 64mm wide and 19mm longer than stock
- Choice of height positions - 19mm or 32mm lower than standard
- Extruded joint clamp helps make installation and alignment
- Durable black 38mm wide nylon webbing in the nerf bar and footwell areas
- Replacement webbing available after prolonged heavy usage
- 5 degrees sweep for ultimate leverage, comfort, and clearance
- Designed and available for closed-course competition only

Part numbers

GYT-46D31-KT-08 Black aluminium

Optional parts

18P-F84L0-N1-00 SE Front grab bar



GYTR high compression piston kit

Special performance camshaft option to maximize top-end horsepower

- Boosts engine compression ratio to 13.2:1
- Delivers 1.5 to 3 hp extra throughout most of the power band
- No crank rebalancing necessary
- Uses stock gaskets (not included)

Part numbers

GYT-5D305-00-00 Aluminium

Required parts

18P-E21F0-V0-00 GYTR Performance Camshaft Kit



GYTR Billet Clutch Cover

The Cover protects the clutch housing

- Precision-machined from the highest grade of aluminium
- Anodized to achieve an exceptionally hard, wear resistant surface

Part numbers

GYT-5XD35-10-AL Gun Metal



Magnetic Oil Drain Bolt

Replaces the original oil drain bolt, and prevents metal shavings from circulating in the motor oil.

- Used by Yamaha Racing Teams
- Safety wire holes to secure oil drain bolt from loosening during races
- Includes lock wire bracket and copper gasket
- Lighter than original bolt

Part numbers

BR9-E51C0-EU-01 Blue



Power Flow kit by Twin Air

Boosts engine performance by improving airflow. Simply replaces the standard air filter adapter and air filter.

- Includes a pre-oiled airfilter
- includes a composite airfilter adapter
- 116.5mm intake

Part numbers

18P-E41E0-TA-00

Optional parts

18P-E47A0-EU-00 GYTR full exhaust system

18P-153E4-82-7S Filter skin for power flow filter



Filter skin for power flow filter

Provides an extra layer of thin maze to prevent clogging up quickly

- Fits over power flo filter within a few seconds

Part numbers

18P-153E4-82-7S

Required parts

18P-E4451-PF-00 Power Flow filter

18P-E41E0-TA-00 Power Flow kit by Twin Air

Power Flow filter

Replacement foam filter for Power Flow kit

- Pre-oiled
- Washable

**Part numbers**

18P-E4451-PF-00

Required parts

18P-E41E0-TA-00 Power Flow kit by Twin Air

Optional parts

18P-E47A0-EU-00 GYTR full exhaust system

18P-153E4-82-75 Filter skin for power flow filter

GYTR® Billet Clutch Inner Hub

Part of the GYTR® Clutch Components which are precision machined from aerospace-quality aluminum with a unique hard coating.

- The GYTR® Clutch Components provide superior performance and clutch feel, as well as excellent component durability
- The patent-pending "auto oiling system" forces oil through specially cut holes in the pressure plate, into the inner hub, and then to the clutch plates
- Results in improved clutch performance, with lower clutch temperatures, less clutch expansion and extended clutch life
- Less rotational mass for improved acceleration
- Lighter than original components

**Part numbers**

GYT-5XD56-40-00 Gun Metal

Optional parts

GYT-25256-20-00 GYTR® Billet Clutch Pressure Plate

GYTR full exhaust system

Delivers an all-round improvement in engine performance

- Replaces the complete exhaust system
- Ideal for use in combination with Power Commander and Power Flow air filter kit
- Dealer installation is recommended

**Part numbers**

18P-E47A0-EU-00 Gun Metal

Optional parts

18P-E4451-PF-00 Power Flow filter

Metric Tool Kit

Comprehensive tool set that prepares you for just about anything the road will throw at you..

- Includes ring, open end spanners 8, 10, 12 & 14, adjustable spanner, vice grips, 4 way Phillips, flat screw driver, sparkplug spanner and plu gap gauge
- Includes also a roll of black electrical tape, tyre pressure gauge, cable ties, wire, rag and #3, 4, 5 & 6 Allen keys
- Comes in a compact roll-up pouch
- Can easily be stowed away in your saddlebag, side case, top case, etc.

**Part numbers**

ABA-METRC-00-00 Black



YEC-50 Battery Charger UK SPEC

8-step charger that can charge the battery of your Yamaha motorcycle, scooter, ATV, SMB and/or marine products. Applicable to UK markets only.

- Unique battery charging technology. Fully automatic switch mode charger that analyses the state of the battery, charges and automatically switches to maintenance charging when ready
- Designed for safety: spark-free, protected from reverse polarity connections and short-circuit proof
- Light and compact; handy and easy to store
- Specially tested and approved by Yamaha service engineers to fit our range of motorcycles, scooters, ATV, SMB and other products
- 5 Amp maximum charge current
- Strongest in its class
- Shorter charging time
- Based on CTEK's test winning platform
- With UK-plug
- Combine it with the YEC quick connectors - the Built-in Panel Plug, Charger Indicator and Indicator Panel 150 - for reading the charge condition of your battery and/or for easier access between your Yamaha's battery and the YEC-50 charger

Part numbers

YME-YEC50-UK-10 Black



Yamaha Cam Buckles Tie-downs

Strong and durable straps to tie your Yamaha or any other big object down tightly when transporting it in a van or trailer.

- Ease of operation; simple tensioning and one finger release
- Built-in soft hook on the fixed end for looping around handlebars, frame tubes, triple-tree clamps and other structural parts
- Zinc cam buckle is foreseen with a pressure plate to reduce webbing abrasion
- Features the Yamaha logo at intervals
- Assembly strength: 540kg (1,200lb)
- Working load limit: 180kg (400lb)
- Sold per set of two

Part numbers

ACC-05558-40-28 Blue



Yamaha Ratcheting Tie-downs

Strong and durable straps to tie your Yamaha or any other big object down tightly when transporting it in a van or trailer.

- Ease of operation; simple tensioning and one finger release
- Built-in soft hook on the fixed end for looping around handlebars, frame tubes, triple-tree clamps and other structural parts
- Ratchet handle is foreseen of a rubber cover for a solid grip
- Features the Yamaha logo at intervals
- Assembly strength: 540kg (1,200lb)
- Working load limit: 180kg (400lb)
- Sold per set of two

Part numbers

ACC-05558-40-30 Blue

Yamaha Racing Pit Mat

The Race Pit Mat is perfect for the garage, outdoors, or in the pits at the track to provide superior footing.



- Waterproof
- FIM approved
- Rubber backing
- Min. 1 liter oil absorption
- Size: 210 x 100 cm

Part numbers

YME-ENVIR-HQ-01	Blue
YME-ENVIR-HQ-00	Black

YEC-9 Battery Charger EU Spec

6-step charger that can charge the battery of your Yamaha motorcycle, scooter, ATV, SMB and/or marine products. Applicable to European markets only.



- With EU-plug
- Unique battery charging technology. Fully automatic switch mode charger that analyses the state of the battery, charges and automatically switches to maintenance charging when ready
- Designed for safety: spark-free, protected from reverse polarity connections and short-circuit proof
- Light and compact; handy and easy to store
- Specially tested and approved by Yamaha service engineers
- Includes battery testing and float maintenance
- Identifies fault battery
- Ensures full charge to prolong battery life time
- Based on CTEK's test winning charger platform
- Combine it with the YEC quick connectors - the Built-in Panel Plug, Charger Indicator and Indicator Panel 150 - for reading the charge condition of your battery and/or for easier access between your Yamaha's battery and the YEC-8 charger

Part numbers

YME-YEC09-EU-20	Black
-----------------	-------

Battery Charger CTEK CS ONE

Charger for all types of batteries. New durable design to make it easy to handle, with unique mounting system on the back for quick connection to CS accessories. It can be left safely connected for long periods during maintenance charging.



- Recond option to restore and recondition lead-acid batteries
- 12V supply to support the battery during service work and retain contact power to the vehicle during battery replacement / removal
- Wake up option to revive seemingly dead lithium and lead-acid batteries
- Advanced settings to monitor charger voltage & amperage

Part numbers

YME-YEC01-EU-00	Black
-----------------	-------



YEC-50 Charger EU Spec

8-step charger that can charge the battery of your Yamaha motorcycle, scooter, ATV, SMB and/or marine products.

- Unique battery charging technology
- Designed for safety
- Light and compact
- Specially tested and approved by Yamaha service engineers

Part numbers

YME-YEC50-EU-20 Black



Yamaha Sliding T-Driver Set

Very compact T-driver tool with all Yamaha size socket.

- Includes a 3/8" tip driver
- 8, 10, 12, 14, and 17mm sockets and 5 and 6mm hex bits and a #2 Phillips screwdriver bit
- A socket clip attaches to the driver to keep the sockets in order
- Rugged vinyl pouch keeps the tools protected

Part numbers

ACC-05558-40-67 Chrome



YEC-9 Charger UK Specification

6-step charger that can charge the battery of your Yamaha motorcycle, scooter, ATV, SMB and/or marine products.

- Designed for safety
- Combine it with the YEC quick connectors
- Specially tested and approved by Yamaha service engineers
- Unique battery charging technology
- Light and compact

Part numbers

YME-YEC09-UK-20 Black



Battery Charger CTEK CS ONE

Charger for all types of batteries. New durable design to make it easy to handle, with unique mounting system on the back for quick connection to CS accessories. It can be left safely connected for long periods during maintenance charging.

- Recond option to restore and recondition lead-acid batteries
- 12V supply to support the battery during service work and retain contact power to the vehicle during battery replacement / removal
- Wake up option to revive seemingly dead lithium and lead-acid batteries
- Advanced settings to monitor charger voltage & amperage

Part numbers

YME-YEC01-UK-00 Black

Pitboard Yamaha Racing

For communication with the rider during training or race via written text.

- Size: 60 x 32 cm
- Features Yamaha Racing and GYTR logos
- White background for better reading of text
- Including 4 mm whiteboard marker in black color
- Easy to clean with soft cloth
- Lightweight fabric makes it easy to stretch-out arm to the max

**Part numbers**

YME-PITBD-00-00 Blue

Pitboard Yamaha Racing XL

For communication with the rider during training or race via written text.

- XL size: 74 x 48 cm
- Features Yamaha Racing logo
- White background for better reading of text
- Easy to clean with soft cloth
- Including 4 mm whiteboard marker in black color
- Lightweight fabric makes it easy to stretch-out arm to the max

**Part numbers**

YME-PITBD-XL-00 Blue

YFM110R



Yamaha Racing Grip Donuts

These trick neoprene donuts cushion your thumbs from rubbing blisters against the grip flange and throttle housing.

- Sold per pair



Part numbers

GYT-5XD22-00-00	XL
-----------------	----

Aluminium Valve Cap Knurled Pattern

Yamaha-branded valve cap

- Billet aluminium valve cap with Yamaha logo
- Available in 3 colors: black, blue and red



Part numbers

90338-W1016-BL	Black
----------------	-------

90338-W1016-BU	Blue
----------------	------

90338-W1016-RE	Red
----------------	-----

Aluminium Valve Cap Helical pattern

Yamaha-branded valve cap

- Billet aluminium valve cap with Yamaha logo
- Available in 3 colors: black, blue and red



Part numbers

90338-W1018-BU	Blue
----------------	------

90338-W1018-BL	Black
----------------	-------

90338-W1018-RE	Red
----------------	-----

Hour & Tacho Meter

Meter to help you to keep track of your engine's operating hours.



- Includes pre-programmed service intervals at 10 hours (initial) and every 50 hours thereafter
- A flash alert displays for a 2-hour period upon reaching the specified interval
- Works with all Yamaha 4-stroke models, including Yamaha gasoline generators and pumps

Part numbers

ENG-METER-4C-01 Black

Yamaha Ratcheting Tie-downs

Strong and durable straps to tie your Yamaha or any other big object down tightly when transporting it in a van or trailer.



- Ease of operation; simple tensioning and one finger release
- Built-in soft hook on the fixed end for looping around handlebars, frame tubes, triple-tree clamps and other structural parts
- Ratchet handle is foreseen of a rubber cover for a solid grip
- Features the Yamaha logo at intervals
- Assembly strength: 540kg (1,200lb)
- Working load limit: 180kg (400lb)
- Sold per set of two

Part numbers

ACC-05558-40-30 Blue

YEC-50 Battery Charger UK SPEC

8-step charger that can charge the battery of your Yamaha motorcycle, scooter, ATV, SMB and/or marine products. Applicable to UK markets only.



- Unique battery charging technology. Fully automatic switch mode charger that analyses the state of the battery, charges and automatically switches to maintenance charging when ready
- Designed for safety: spark-free, protected from reverse polarity connections and short-circuit proof
- Light and compact; handy and easy to store
- Specially tested and approved by Yamaha service engineers to fit our range of motorcycles, scooters, ATV, SMB and other products
- 5 Amp maximum charge current
- Strongest in its class
- Shorter charging time
- Based on CTEK's test winning platform
- With UK-plug
- Combine it with the YEC quick connectors - the Built-in Panel Plug, Charger Indicator and Indicator Panel 150 - for reading the charge condition of your battery and/or for easier access between your Yamaha's battery and the YEC-50 charger

Part numbers

YME-YEC50-UK-10 Black

Yamaha Racing Pit Mat

The Race Pit Mat is perfect for the garage, outdoors, or in the pits at the track to provide superior footing.

- Waterproof
- FIM approved
- Rubber backing
- Min. 1 liter oil absorption
- Size: 210 x 100 cm



Part numbers

YME-ENVIR-HQ-01 Blue

YME-ENVIR-HQ-00 Black

Metric Tool Kit

Comprehensive tool set that prepares you for just about anything the road will throw at you..

- Includes ring, open end spanners 8, 10, 12 & 14, adjustable spanner, vice grips, 4 way Phillips, flat screw driver, sparkplug spanner and plu gap guage
- Includes also a roll of black electrical tape, tyre pressure gauge, cable ties, wire, rag and #3, 4, 5 & 6 Allen keys
- Comes in a compact roll-up pouch
- Can easily be stowed away in your saddlebag, side case, top case, etc.



Part numbers

ABA-METRC-00-00 Black

Yamaha Cam Buckles Tie-downs

Strong and durable straps to tie your Yamaha or any other big object down tightly when transporting it in a van or trailer.

- Ease of operation; simple tensioning and one finger release
- Built-in soft hook on the fixed end for looping around handlebars, frame tubes, triple-tree clamps and other structural parts
- Zinc cam buckle is foreseen with a pressure plate to reduce webbing abrasion
- Features the Yamaha logo at intervals
- Assembly strength: 540kg (1,200lb)
- Working load limit: 180kg (400lb)
- Sold per set of two



Part numbers

ACC-05558-40-28 Blue



YEC-9 Battery Charger EU Spec

6-step charger that can charge the battery of your Yamaha motorcycle, scooter, ATV, SMB and/or marine products. Applicable to European markets only.

- With EU-plug
- Unique battery charging technology. Fully automatic switch mode charger that analyses the state of the battery, charges and automatically switches to maintenance charging when ready
- Designed for safety: spark-free, protected from reverse polarity connections and short-circuit proof
- Light and compact; handy and easy to store
- Specially tested and approved by Yamaha service engineers
- Includes battery testing and float maintenance
- Identifies fault battery
- Ensures full charge to prolong battery life time
- Based on CTEK's test winning charger platform
- Combine it with the YEC quick connectors - the Built-in Panel Plug, Charger Indicator and Indicator Panel 150 - for reading the charge condition of your battery and/or for easier access between your Yamaha's battery and the YEC-8 charger

Part numbers

YME-YEC09-EU-20 Black

Battery Charger CTEK CS ONE

Charger for all types of batteries. New durable design to make it easy to handle, with unique mounting system on the back for quick connection to CS accessories. It can be left safely connected for long periods during maintenance charging.

- Recond option to restore and recondition lead-acid batteries
- 12V supply to support the battery during service work and retain contact power to the vehicle during battery replacement / removal
- Wake up option to revive seemingly dead lithium and lead-acid batteries
- Advanced settings to monitor charger voltage & amperage

Part numbers

YME-YEC01-EU-00 Black



YEC-50 Charger EU Spec

8-step charger that can charge the battery of your Yamaha motorcycle, scooter, ATV, SMB and/or marine products.

- Unique battery charging technology
- Designed for safety
- Light and compact
- Specially tested and approved by Yamaha service engineers

Part numbers

YME-YEC50-EU-20 Black



Pitboard Yamaha Racing

For communication with the rider during training or race via written text.

- Size: 60 x 32 cm
- Features Yamaha Racing and GYTR logos
- White background for better reading of text
- Including 4 mm whiteboard marker in black color
- Easy to clean with soft cloth
- Lightweight fabric makes it easy to stretch-out arm to the max

**Part numbers**

YME-PITBD-00-00 Blue

Yamaha Sliding T-Driver Set

Very compact T-driver tool with all Yamaha size socket.

- Includes a 3/8" tip driver
- 8, 10, 12, 14, and 17mm sockets and 5 and 6mm hex bits and a #2 Phillips screwdriver bit
- A socket clip attaches to the driver to keep the sockets in order
- Rugged vinyl pouch keeps the tools protected

**Part numbers**

ACC-05558-40-67 Chrome

YEC-9 Charger UK Specification

6-step charger that can charge the battery of your Yamaha motorcycle, scooter, ATV, SMB and/or marine products.

- Designed for safety
- Combine it with the YEC quick connectors
- Specially tested and approved by Yamaha service engineers
- Unique battery charging technology
- Light and compact

**Part numbers**

YME-YEC09-UK-20 Black

Battery Charger CTEK CS ONE

Charger for all types of batteries. New durable design to make it easy to handle, with unique mounting system on the back for quick connection to CS accessories. It can be left safely connected for long periods during maintenance charging.

- Recond option to restore and recondition lead-acid batteries
- 12V supply to support the battery during service work and retain contact power to the vehicle during battery replacement / removal
- Wake up option to revive seemingly dead lithium and lead-acid batteries
- Advanced settings to monitor charger voltage & amperage

**Part numbers**

YME-YEC01-UK-00 Black

YFM90R

**Yamaha Racing Grip Donuts**

These trick neoprene donuts cushion your thumbs from rubbing blisters against the grip flange and throttle housing.

- Sold per pair

**Part numbers**

GYT-5XD22-00-00	XL
-----------------	----

Twin air pre-oiled dual layer airfilter

Improved air flow and filtration

- Pre-oiled with bio-degradable oil
- Can be cleaned with water and soap

**Part numbers**

BD3-E4451-0T-00	Green
-----------------	-------

Aluminium Valve Cap Knurled Pattern

Yamaha-branded valve cap

- Billet aluminium valve cap with Yamaha logo
- Available in 3 colors: black, blue and red

**Part numbers**

90338-W1016-BL	Black
----------------	-------

90338-W1016-BU	Blue
----------------	------

90338-W1016-RE	Red
----------------	-----

Aluminium Valve Cap Helical pattern

Yamaha-branded valve cap



- Billet aluminium valve cap with Yamaha logo
- Available in 3 colors: black, blue and red

Part numbers

90338-W1018-BU	Blue
90338-W1018-BL	Black
90338-W1018-RE	Red

Hour & Tacho Meter

Meter to help you to keep track of your engine's operating hours.



- Includes pre-programmed service intervals at 10 hours (initial) and every 50 hours thereafter
- A flash alert displays for a 2-hour period upon reaching the specified interval
- Works with all Yamaha 4-stroke models, including Yamaha gasoline generators and pumps

Part numbers

ENG-METER-4C-01	Black
-----------------	-------

Lock Wire Bracket

Stainless steel bracket offering mounting a point for the lock wire.



- Fits under every M6 bolt
- Sold as set of 3 brackets
- Stainless steel bracket

Part numbers

MTS-TLSKT-01-BR	Steel
-----------------	-------

Yamaha Ratcheting Tie-downs

Strong and durable straps to tie your Yamaha or any other big object down tightly when transporting it in a van or trailer.



- Ease of operation; simple tensioning and one finger release
- Built-in soft hook on the fixed end for looping around handlebars, frame tubes, triple-tree clamps and other structural parts
- Ratchet handle is foreseen of a rubber cover for a solid grip
- Features the Yamaha logo at intervals
- Assembly strength: 540kg (1,200lb)
- Working load limit: 180kg (400lb)
- Sold per set of two

Part numbers

ACC-05558-40-30	Blue
-----------------	------



Yamaha Racing Pit Mat

The Race Pit Mat is perfect for the garage, outdoors, or in the pits at the track to provide superior footing.

- Waterproof
- FIM approved
- Rubber backing
- Min. 1 liter oil absorption
- Size: 210 x 100 cm

Part numbers

YME-ENVIR-HQ-01	Blue
YME-ENVIR-HQ-00	Black



Metric Tool Kit

Comprehensive tool set that prepares you for just about anything the road will throw at you..

- Includes ring, open end spanners 8, 10, 12 & 14, adjustable spanner, vice grips, 4 way Phillips, flat screw driver, sparkplug spanner and plu gap gauge
- Includes also a roll of black electrical tape, tyre pressure gauge, cable ties, wire, rag and #3, 4, 5 & 6 Allen keys
- Comes in a compact roll-up pouch
- Can easily be stowed away in your saddlebag, side case, top case, etc.

Part numbers

ABA-METRC-00-00	Black
-----------------	-------



YEC-9 Battery Charger EU Spec

6-step charger that can charge the battery of your Yamaha motorcycle, scooter, ATV, SMB and/or marine products. Applicable to European markets only.

- With EU-plug
- Unique battery charging technology.
Fully automatic switch mode charger that analyses the state of the battery, charges and automatically switches to maintenance charging when ready
- Designed for safety: spark-free, protected from reverse polarity connections and short-circuit proof
- Light and compact; handy and easy to store
- Specially tested and approved by Yamaha service engineers
- Includes battery testing and float maintenance
- Identifies fault battery
- Ensures full charge to prolong battery life time
- Based on CTEK's test winning charger platform
- Combine it with the YEC quick connectors - the Built-in Panel Plug, Charger Indicator and Indicator Panel 150 - for reading the charge condition of your battery and/or for easier access between your Yamaha's battery and the YEC-8 charger

Part numbers

YME-YEC09-EU-20	Black
-----------------	-------

Battery Charger CTEK CS ONE

Charger for all types of batteries. New durable design to make it easy to handle, with unique mounting system on the back for quick connection to CS accessories. It can be left safely connected for long periods during maintenance charging.



- Recond option to restore and recondition lead-acid batteries
- 12V supply to support the battery during service work and retain contact power to the vehicle during battery replacement / removal
- Wake up option to revive seemingly dead lithium and lead-acid batteries
- Advanced settings to monitor charger voltage & amperage

Part numbers

YME-YEC01-EU-00 Black

YEC-50 Charger EU Spec

8-step charger that can charge the battery of your Yamaha motorcycle, scooter, ATV, SMB and/or marine products.



- Unique battery charging technology
- Designed for safety
- Light and compact
- Specially tested and approved by Yamaha service engineers

Part numbers

YME-YEC50-EU-20 Black

Yamaha Sliding T-Driver Set

Very compact T-driver tool with all Yamaha size socket.



- Includes a 3/8" tip driver
- 8, 10, 12, 14, and 17mm sockets and 5 and 6mm hex bits and a #2 Phillips screwdriver bit
- A socket clip attaches to the driver to keep the sockets in order
- Rugged vinyl pouch keeps the tools protected

Part numbers

ACC-05558-40-67 Chrome

YEC-9 Charger UK Specification

6-step charger that can charge the battery of your Yamaha motorcycle, scooter, ATV, SMB and/or marine products.



- Designed for safety
- Combine it with the YEC quick connectors
- Specially tested and approved by Yamaha service engineers
- Unique battery charging technology
- Light and compact

Part numbers

YME-YEC09-UK-20 Black

Battery Charger CTEK CS ONE

Charger for all types of batteries. New durable design to make it easy to handle, with unique mounting system on the back for quick connection to CS accessories. It can be left safely connected for long periods during maintenance charging.

- Recond option to restore and recondition lead-acid batteries
- 12V supply to support the battery during service work and retain contact power to the vehicle during battery replacement / removal
- Wake up option to revive seemingly dead lithium and lead-acid batteries
- Advanced settings to monitor charger voltage & amperage

Part numbers

YME-YEC01-UK-00 Black

**YEC-50 Battery Charger UK SPEC**

8-step charger that can charge the battery of your Yamaha motorcycle, scooter, ATV, SMB and/or marine products. Applicable to UK markets only.

- Unique battery charging technology. Fully automatic switch mode charger that analyses the state of the battery, charges and automatically switches to maintenance charging when ready
- Designed for safety: spark-free, protected from reverse polarity connections and short-circuit proof
- Light and compact; handy and easy to store
- Specially tested and approved by Yamaha service engineers to fit our range of motorcycles, scooters, ATV, SMB and other products
- 5 Amp maximum charge current
- Strongest in its class
- Shorter charging time
- Based on CTEK's test winning platform
- With UK-plug
- Combine it with the YEC quick connectors - the Built-in Panel Plug, Charger Indicator and Indicator Panel 150 - for reading the charge condition of your battery and/or for easier access between your Yamaha's battery and the YEC-50 charger

Part numbers

YME-YEC50-UK-10 Black

**Yamaha Cam Buckles Tie-downs**

Strong and durable straps to tie your Yamaha or any other big object down tightly when transporting it in a van or trailer.

- Ease of operation; simple tensioning and one finger release
- Built-in soft hook on the fixed end for looping around handlebars, frame tubes, triple-tree clamps and other structural parts
- Zinc cam buckle is foreseen with a pressure plate to reduce webbing abrasion
- Features the Yamaha logo at intervals
- Assembly strength: 540kg (1,200lb)
- Working load limit: 180kg (400lb)
- Sold per set of two

Part numbers

ACC-05558-40-28 Blue



Pitboard Yamaha Racing

For communication with the rider during training or race via written text.

- Size: 60 x 32 cm
- Features Yamaha Racing and GYTR logos
- White background for better reading of text
- Including 4 mm whiteboard marker in black color
- Easy to clean with soft cloth
- Lightweight fabric makes it easy to stretch-out arm to the max

**Part numbers**

YME-PITBD-00-00 Blue

YFZ50

**Yamaha Racing Grip Donuts**

These trick neoprene donuts cushion your thumbs from rubbing blisters against the grip flange and throttle housing.

- Sold per pair

Part numbers

GYT-5XD22-00-00 XL

**SP Connect™ Anti Vibration Module**

Use the SP Connect™ Anti Vibration Module to further reduce vibrations for a variety of frequency ranges. The development of this new product is a reaction to the complexity of newer smartphone models, whose camera systems consist of increasingly sensitive components. The specially developed elastomer inlay dampens in all directions and stops up to 60% of vibrations (e.g. from the motorcycle engine) that could affect the mechanical image stabilizer of the camera. This not only protects your smartphone, but it remains stable and securely mounted so that you can easily navigate while on the road.

- CNC machined from aircraft grade aluminum
- 3D vibration damping through specially developed elastomer inlay
- Portrait / Landscape orientation option
- 360° rotation in 6° increments
- Fits all SP Connect™ mounts with standard damping head
- Easy DIY mounting

Part numbers

YME-FAVM0-00-00 Black





Twin air pre-oiled dual layer air filter

Improved air flow and filtration

- Pre-oiled with bio-degradable oil
- Can be cleaned with water and soap

Part numbers

BW4-E4451-0T-00	Green
-----------------	-------



Aluminium Valve Cap Knurled Pattern

Yamaha-branded valve cap

- Billet aluminium valve cap with Yamaha logo
- Available in 3 colors: black, blue and red

Part numbers

90338-W1016-BL	Black
----------------	-------

90338-W1016-BU	Blue
----------------	------

90338-W1016-RE	Red
----------------	-----



Aluminium Valve Cap Helical pattern

Yamaha-branded valve cap

- Billet aluminium valve cap with Yamaha logo
- Available in 3 colors: black, blue and red

Part numbers

90338-W1018-BU	Blue
----------------	------

90338-W1018-BL	Black
----------------	-------

90338-W1018-RE	Red
----------------	-----



Hour & Tacho Meter

Meter to help you to keep track of your engine's operating hours.

- Includes pre-programmed service intervals at 10 hours (initial) and every 50 hours thereafter
- A flash alert displays for a 2-hour period upon reaching the specified interval
- Works with all Yamaha 4-stroke models, including Yamaha gasoline generators and pumps

Part numbers

ENG-METER-4C-01	Black
-----------------	-------

Lock Wire Bracket

Stainless steel bracket offering mounting a point for the lock wire.



- Fits under every M6 bolt
- Sold as set of 3 brackets
- Stainless steel bracket

Part numbers

MTS-TLSKT-01-BR	Steel
-----------------	-------

Yamaha Ratcheting Tie-downs

Strong and durable straps to tie your Yamaha or any other big object down tightly when transporting it in a van or trailer.



- Ease of operation; simple tensioning and one finger release
- Built-in soft hook on the fixed end for looping around handlebars, frame tubes, triple-tree clamps and other structural parts
- Ratchet handle is foreseen of a rubber cover for a solid grip
- Features the Yamaha logo at intervals
- Assembly strength: 540kg (1,200lb)
- Working load limit: 180kg (400lb)
- Sold per set of two

Part numbers

ACC-05558-40-30	Blue
-----------------	------

YEC-50 Battery Charger UK SPEC

8-step charger that can charge the battery of your Yamaha motorcycle, scooter, ATV, SMB and/or marine products. Applicable to UK markets only.



- Unique battery charging technology.
Fully automatic switch mode charger that analyses the state of the battery, charges and automatically switches to maintenance charging when ready
- Designed for safety: spark-free, protected from reverse polarity connections and short-circuit proof
- Light and compact; handy and easy to store
- Specially tested and approved by Yamaha service engineers to fit our range of motorcycles, scooters, ATV, SMB and other products
- 5 Amp maximum charge current
- Strongest in its class
- Shorter charging time
- Based on CTEK's test winning platform
- With UK-plug
- Combine it with the YEC quick connectors - the Built-in Panel Plug, Charger Indicator and Indicator Panel 150 - for reading the charge condition of your battery and/or for easier access between your Yamaha's battery and the YEC-50 charger

Part numbers

YME-YEC50-UK-10	Black
-----------------	-------

Yamaha Racing Pit Mat

The Race Pit Mat is perfect for the garage, outdoors, or in the pits at the track to provide superior footing.

- Waterproof
- FIM approved
- Rubber backing
- Min. 1 liter oil absorption
- Size: 210 x 100 cm



Part numbers

YME-ENVIR-HQ-01 Blue

YME-ENVIR-HQ-00 Black

Metric Tool Kit

Comprehensive tool set that prepares you for just about anything the road will throw at you..

- Includes ring, open end spanners 8, 10, 12 & 14, adjustable spanner, vice grips, 4 way Phillips, flat screw driver, sparkplug spanner and plu gap guage
- Includes also a roll of black electrical tape, tyre pressure gauge, cable ties, wire, rag and #3, 4, 5 & 6 Allen keys
- Comes in a compact roll-up pouch
- Can easily be stowed away in your saddlebag, side case, top case, etc.



Part numbers

ABA-METRC-00-00 Black

Yamaha Cam Buckles Tie-downs

Strong and durable straps to tie your Yamaha or any other big object down tightly when transporting it in a van or trailer.

- Ease of operation; simple tensioning and one finger release
- Built-in soft hook on the fixed end for looping around handlebars, frame tubes, triple-tree clamps and other structural parts
- Zinc cam buckle is foreseen with a pressure plate to reduce webbing abrasion
- Features the Yamaha logo at intervals
- Assembly strength: 540kg (1,200lb)
- Working load limit: 180kg (400lb)
- Sold per set of two



Part numbers

ACC-05558-40-28 Blue



YEC-9 Battery Charger EU Spec

6-step charger that can charge the battery of your Yamaha motorcycle, scooter, ATV, SMB and/or marine products. Applicable to European markets only.

- With EU-plug
- Unique battery charging technology. Fully automatic switch mode charger that analyses the state of the battery, charges and automatically switches to maintenance charging when ready
- Designed for safety: spark-free, protected from reverse polarity connections and short-circuit proof
- Light and compact; handy and easy to store
- Specially tested and approved by Yamaha service engineers
- Includes battery testing and float maintenance
- Identifies fault battery
- Ensures full charge to prolong battery life time
- Based on CTEK's test winning charger platform
- Combine it with the YEC quick connectors - the Built-in Panel Plug, Charger Indicator and Indicator Panel 150 - for reading the charge condition of your battery and/or for easier access between your Yamaha's battery and the YEC-8 charger

Part numbers

YME-YEC09-EU-20 Black

Battery Charger CTEK CS ONE

Charger for all types of batteries. New durable design to make it easy to handle, with unique mounting system on the back for quick connection to CS accessories. It can be left safely connected for long periods during maintenance charging.

- Recond option to restore and recondition lead-acid batteries
- 12V supply to support the battery during service work and retain contact power to the vehicle during battery replacement / removal
- Wake up option to revive seemingly dead lithium and lead-acid batteries
- Advanced settings to monitor charger voltage & amperage

Part numbers

YME-YEC01-EU-00 Black



YEC-50 Charger EU Spec

8-step charger that can charge the battery of your Yamaha motorcycle, scooter, ATV, SMB and/or marine products.

- Unique battery charging technology
- Designed for safety
- Light and compact
- Specially tested and approved by Yamaha service engineers

Part numbers

YME-YEC50-EU-20 Black





Yamaha Sliding T-Driver Set

Very compact T-driver tool with all Yamaha size socket.

- Includes a 3/8" tip driver
- 8, 10, 12, 14, and 17mm sockets and 5 and 6mm hex bits and a #2 Phillips screwdriver bit
- A socket clip attaches to the driver to keep the sockets in order
- Rugged vinyl pouch keeps the tools protected

Part numbers

ACC-05558-40-67 Chrome



YEC-9 Charger UK Specification

6-step charger that can charge the battery of your Yamaha motorcycle, scooter, ATV, SMB and/or marine products.

- Designed for safety
- Combine it with the YEC quick connectors
- Specially tested and approved by Yamaha service engineers
- Unique battery charging technology
- Light and compact

Part numbers

YME-YEC09-UK-20 Black



Battery Charger CTEK CS ONE

Charger for all types of batteries. New durable design to make it easy to handle, with unique mounting system on the back for quick connection to CS accessories. It can be left safely connected for long periods during maintenance charging.

- Recond option to restore and recondition lead-acid batteries
- 12V supply to support the battery during service work and retain contact power to the vehicle during battery replacement / removal
- Wake up option to revive seemingly dead lithium and lead-acid batteries
- Advanced settings to monitor charger voltage & amperage

Part numbers

YME-YEC01-UK-00 Black



Pitboard Yamaha Racing XL

For communication with the rider during training or race via written text.

- XL size: 74 x 48 cm
- Features Yamaha Racing logo
- White background for better reading of text
- Easy to clean with soft cloth
- Including 4 mm whiteboard marker in black color
- Lightweight fabric makes it easy to stretch-out arm to the max

Part numbers

YME-PITBD-XL-00 Blue



www.yamaha-motor.eu

follow us on:



Yamaha Motor Europe N.V.

Koolhovenlaan 101
1119 NC Schiphol-Rijk

P.O.Box 75033
1117 ZN Schiphol
The Netherlands

Tel: + 31 20 654 6000

YOU EXPERIENCE

YOU SERVICES

Dealer

Disclaimer
Always wear a helmet, eye protection and protective clothing when riding any type of powered vehicle. Yamaha encourages you to ride safely and respect fellow riders and the environment. All information in this brochure/catalogue is given for general guidance. Specifications, prices and/ or appearance of Yamaha products and non Yamaha branded products are subject to change without prior notice. Non Yamaha branded products as depicted in this brochure/catalogue are fully developed and produced by respected third parties. Yamaha does not guarantee the availability of the displayed products in local markets. The product range may be limited in some countries and Yamaha has the right to discontinue products without prior notice. Where applicable, prices of Yamaha products may vary according to local requirements and conditions. No rights can be obtained from this information. Sizes of the apparel displayed are indicative – Yamaha recommends you to visit your local Yamaha dealer for the best fit. For further details and availability, please contact your local Yamaha dealer.

